

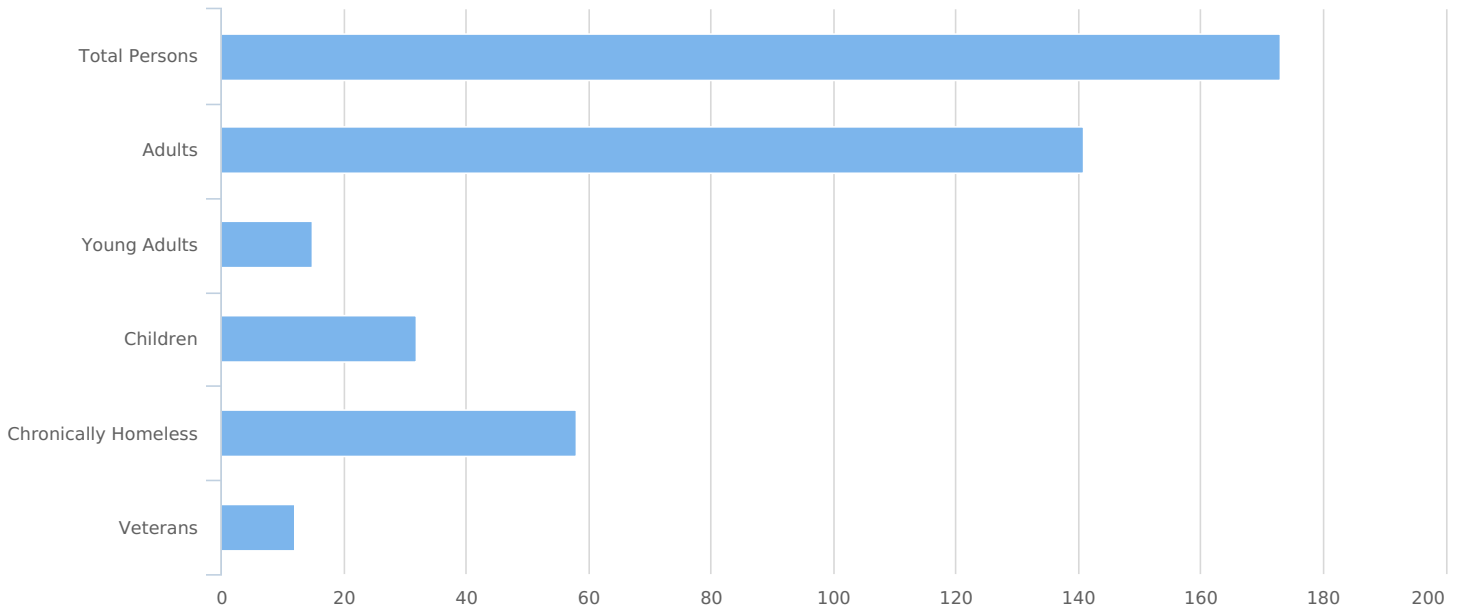
HUD Point in Time Report - Combined

Count:	Texas Balance of State 2022 PIT Count	Geography:	Hays
Created by:	Paredes,Alex	Created on:	04/18/2022 5:16 PM

Summary

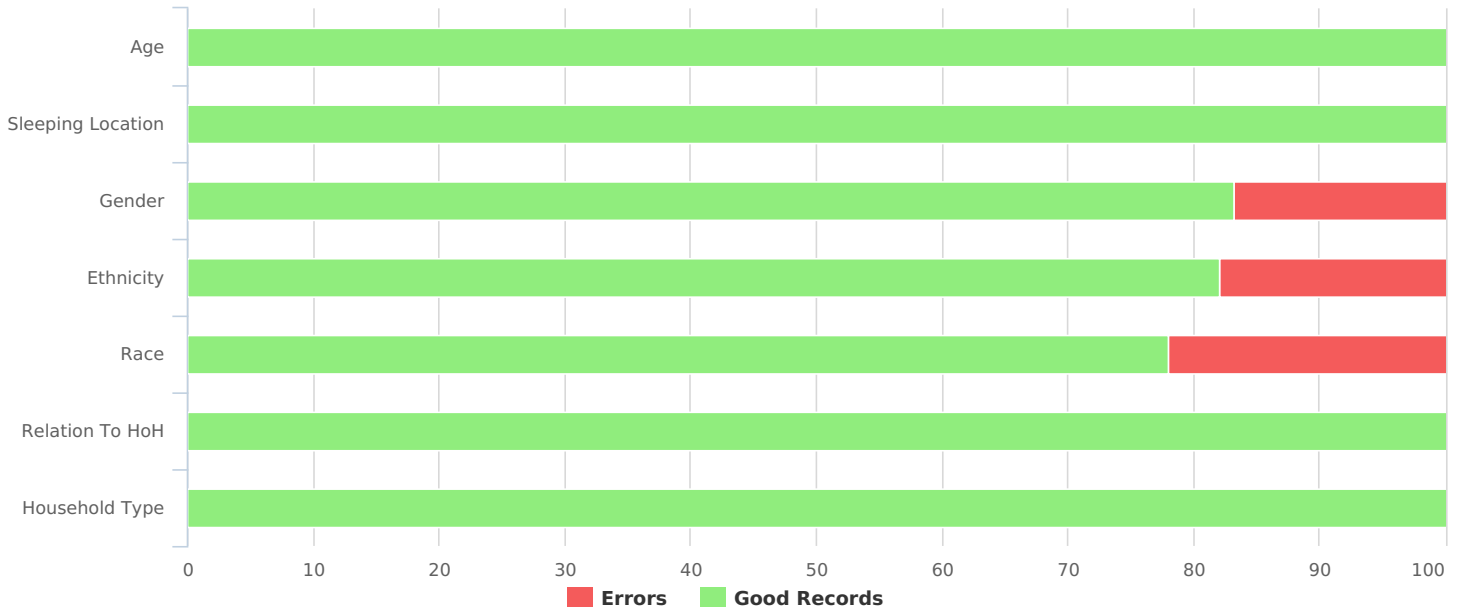


Total Persons	173
Adults (age 18 or older)	141
Young Adults (age 18 to 24)	15
Children (under age 18)	32
Unknown Age	0
Unknown Age - Believe to be Adult	0
Unknown Age - Believe to be Young Adult (18-24)	0
Unknown Age - Believe to be Adult (25+)	0
Unknown Age - Believe to be Child	0
Chronically Homeless	58
Veterans	12



Data Quality Checks

Persons Missing Age Information	0
Persons Missing Sleeping Location	0
Persons Missing Gender	29
Persons Missing Ethnicity	31
Persons Missing Race	38
Persons Missing Relation to HoH	0
Persons with Unknown Household Type	0



All Households

Households with at Least one Adult and One Child

Household and Person Breakdown

Total Number of Households	19
Total Number of Persons	58
Number of Children (under age 18)	32
Number of Young Adults (age 18 to 24)	7
Number of Adults (age 25 or older)	19

Gender

Female	31
Male	17
Transgender	0
A gender other than singularly female or male (e.g., nonbinary, genderfluid, agender, culturally specific gender)	0
Questioning	0

Ethnicity

Non-Hispanic/Non-Latin(a)(o)(x)	20
Hispanic/Latin(a)(o)(x)	26

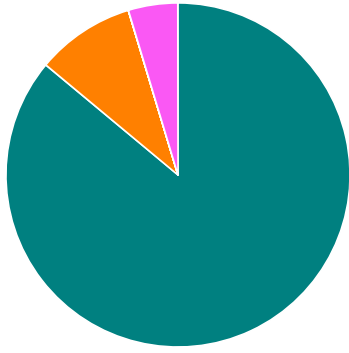
Race

White	37
Black, African American or African	4
Asian	0
American Indian, Alaska Native, or Indigenous	0
Native Hawaiian or Pacific Islander	0
Multiple Races	2

Chronically Homeless

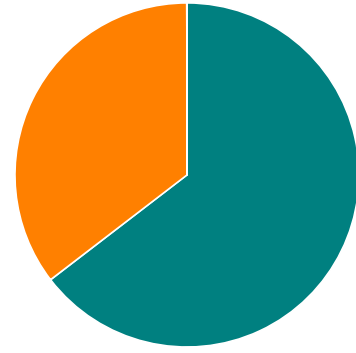
Total Number of Households	5
Total Number of Persons	17

Race



White Black or African American Asian
American Indian Native Hawaiian Multiple

Gender



Female Male Transgender
A gender other than singularly... Questioning

Households without Children

Household and Person Breakdown

Total Number of Households	109
Total Number of Persons	115
Number of Young Adults (age 18 to 24)	8
Number of Adults (age 25 or older)	107

Gender

Female	29
Male	64
Transgender	1
A gender other than singularly female or male (e.g., nonbinary, genderfluid, agender, culturally specific gender)	2
Questioning	0

Ethnicity

Non-Hispanic/Non-Latin(a)(o)(x)	61
Hispanic/Latin(a)(o)(x)	32

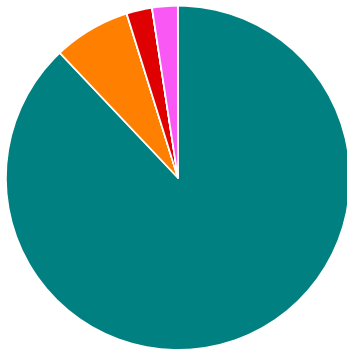
Race

White	73
Black, African American or African	6
Asian	0
American Indian, Alaska Native, or Indigenous	2
Native Hawaiian or Pacific Islander	0
Multiple Races	2

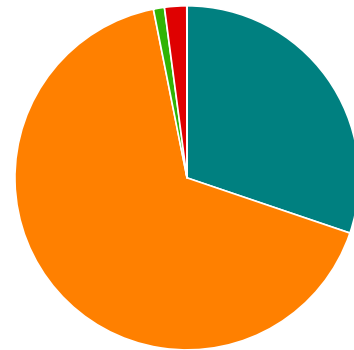
Chronically Homeless

Total Number of Persons	41
-------------------------	----

Race



Gender



■ White
 ■ Black or African American
 ■ Asian
■ American Indian
 ■ Native Hawaiian
 ■ Multiple

■ Female
 ■ Male
 ■ Transgender
■ A gender other than singularly...
 ■ Questioning

Households with Only Children

Household and Person Breakdown

Total Number of Households	0
Total Number of Children	0

Gender

Female	0
Male	0
Transgender	0
A gender other than singularly female or male (e.g., nonbinary, genderfluid, agender, culturally specific gender)	0
Questioning	0

Ethnicity

Non-Hispanic/Non-Latin(a)(o)(x)	0
Hispanic/Latin(a)(o)(x)	0

Race

White	0
Black, African American or African	0
Asian	0
American Indian, Alaska Native, or Indigenous	0
Native Hawaiian or Pacific Islander	0
Multiple Races	0

Chronically Homeless

Total Number of Persons	0
-------------------------	---

Race

Gender

■ White
 ■ Black or African American
 ■ Asian
■ American Indian
 ■ Native Hawaiian
 ■ Multiple

■ Female
 ■ Male
 ■ Transgender
■ A gender other than singularly...
 ■ Questioning

Veteran Households

Veteran Households with at Least One Adult and One Child

Household and Person Breakdown

Total Number of Households	0
Total Number of Persons	0
Total Number of Veterans	0

Gender

Female	0
Male	0
Transgender	0
A gender other than singularly female or male (e.g., nonbinary, genderfluid, agender, culturally specific gender)	0
Questioning	0

Ethnicity

Non-Hispanic/Non-Latin(a)(o)(x)	0
Hispanic/Latin(a)(o)(x)	0

Race

White	0
Black, African American or African	0
Asian	0
American Indian, Alaska Native, or Indigenous	0
Native Hawaiian or Pacific Islander	0
Multiple Races	0

Chronically Homeless

Total Number of Households	0
Total Number of Persons	0

Race

Gender

■ White
 ■ Black or African American
 ■ Asian
■ American Indian
 ■ Native Hawaiian
 ■ Multiple

■ Female
 ■ Male
 ■ Transgender
■ A gender other than singularly...
 ■ Questioning

Veteran Households without Children

Household and Person Breakdown

Total Number of Households	12
Total Number of Persons	14
Total Number of Veterans	12

Gender

Female	1
Male	11
Transgender	0
A gender other than singularly female or male (e.g., nonbinary, genderfluid, agender, culturally specific gender)	0
Questioning	0

Ethnicity

Non-Hispanic/Non-Latin(a)(o)(x)	7
Hispanic/Latin(a)(o)(x)	4

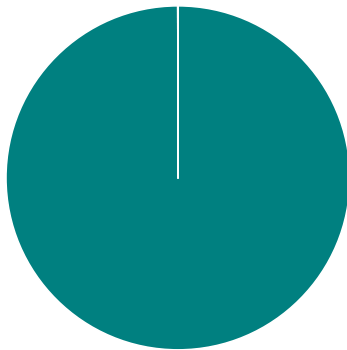
Race

White	11
Black, African American or African	0
Asian	0
American Indian, Alaska Native, or Indigenous	0
Native Hawaiian or Pacific Islander	0
Multiple Races	0

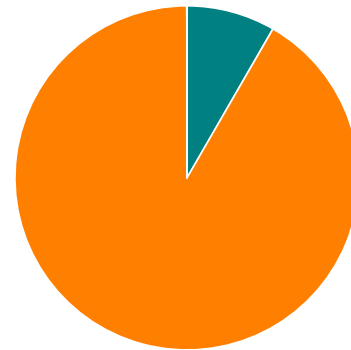
Chronically Homeless

Total Number of Households	6
Total Number of Persons	7

Race



Gender



■ White
 ■ Black or African American
 ■ Asian
 ■ American Indian
 ■ Native Hawaiian
 ■ Multiple

■ Female
 ■ Male
 ■ Transgender
 ■ A gender other than singularly...
 ■ Questioning

Youth Households

Unaccompanied Youth Households

Household and Person Breakdown

Total Number of Unaccompanied Youth Households	8
Total Number of Unaccompanied Youth	8
Total Number of Unaccompanied Youth (under age 18)	0
Total Number of Unaccompanied Youth (18 to 24)	8

Gender

Female	0
Male	4
Transgender	0
A gender other than singularly female or male (e.g., nonbinary, genderfluid, agender, culturally specific gender)	1
Questioning	0

Ethnicity

Non-Hispanic/Non-Latin(a)(o)(x)	3
Hispanic/Latin(a)(o)(x)	2

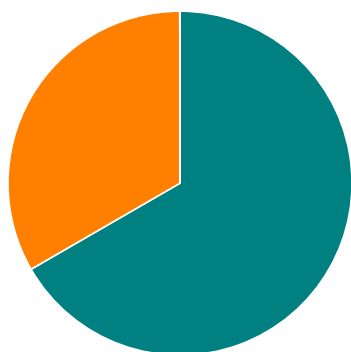
Race

White	2
Black, African American or African	1
Asian	0
American Indian, Alaska Native, or Indigenous	0
Native Hawaiian or Pacific Islander	0
Multiple Races	0

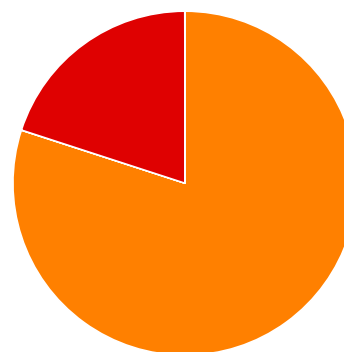
Chronically Homeless

Total Number of Persons	2
-------------------------	---

Race



Gender



■ White
 ■ Black or African American
 ■ Asian
 ■ American Indian
 ■ Native Hawaiian
 ■ Multiple

■ Female
 ■ Male
 ■ Transgender
 ■ A gender other than singularly...
 ■ Questioning

Parenting Youth

Household and Person Breakdown

Total Number of Parenting Youth Households	4
Total Number of Persons in Parenting Youth Households	10
Total Parenting Youth	5
Total Children in Parenting Youth Households	5
Number of Parenting Youth Under 18	0
Children in Households with Parenting Youth Under 18	0
Number of Parenting Youth 18 to 24	5
Children in Households with Parenting Youth 18 to 24	5

Gender

Female	4
Male	1
Transgender	0
A gender other than singularly female or male (e.g., nonbinary, genderfluid, agender, culturally specific gender)	0
Questioning	0

Ethnicity

Non-Hispanic/Non-Latin(a)(o)(x)	1
Hispanic/Latin(a)(o)(x)	4

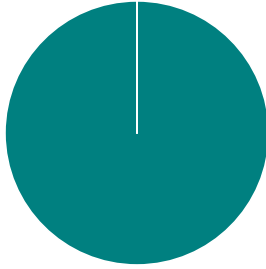
Race

White	4
Black, African American or African	0
Asian	0
American Indian, Alaska Native, or Indigenous	0
Native Hawaiian or Pacific Islander	0
Multiple Races	0

Chronically Homeless

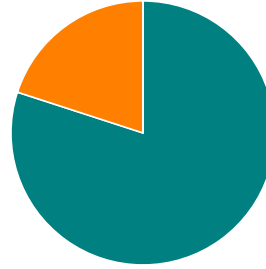
Total Number of Households	1
Total Number of Persons	3

Race



White Black or African American Asian
American Indian Native Hawaiian Multiple

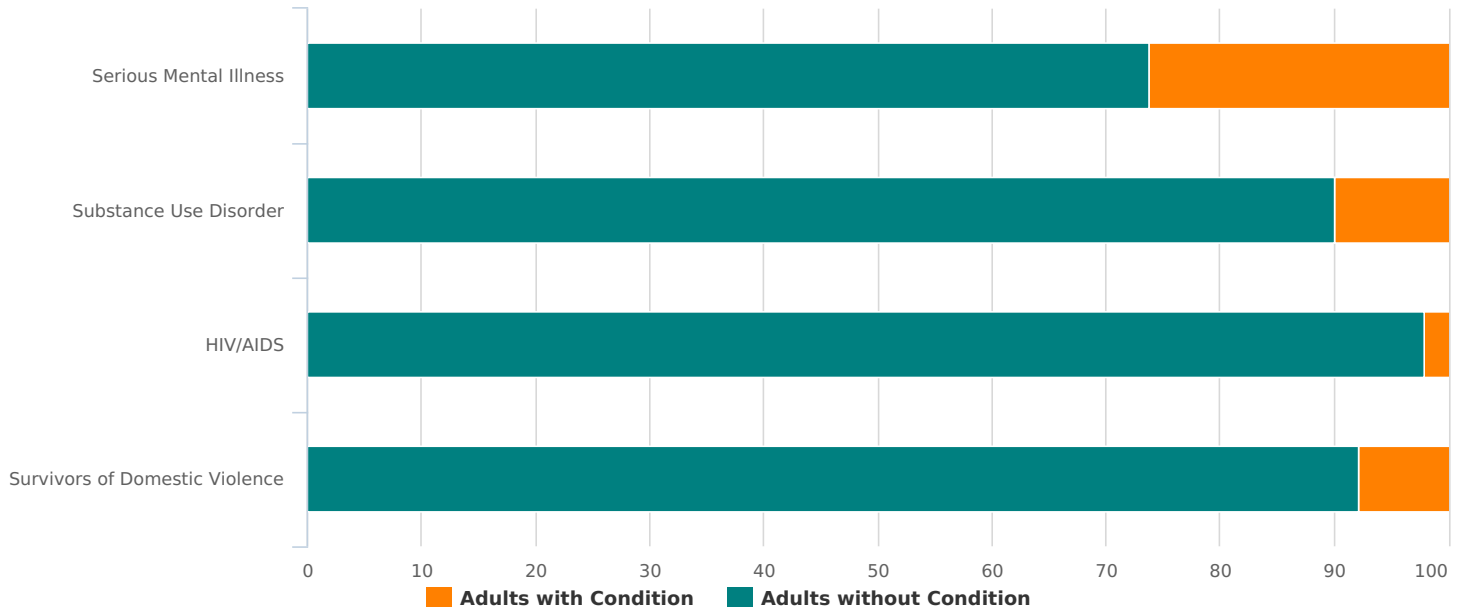
Gender



Female Male Transgender
A gender other than singularly... Questioning

Additional Homeless Populations (Adults Only)

Serious Mental Illness	37
Substance Use Disorder	14
HIV/AIDS	3
Survivors of Domestic Violence (optional)	11



Personal Information

Do you identify as lesbian, gay, bisexual, transgender, and/or queer (LGBTQ+) ?

Yes	4
No	114
Don't Know	3
Refused	4
Total	125

Have you been told or do you believe you have a chronic/ ongoing health condition that affects your ability to support yourself/family or live independently?

Yes	44
No	64
Don't Know	5
Refused	6
Data Not Collected	3
Total	122

Have you been told or do you believe you have a physical disability that affects your ability to support yourself/family or live independently?

Yes	37
No	73
Don't Know	4
Refused	6
Data Not Collected	3
Total	123

Have you been told or do you believe you have a developmental disability?

Yes	16
No	93
Don't Know	5
Refused	6
Data Not Collected	3
Total	123

Experience with Homelessness

Where are you sleeping tonight?

Abandoned building/structure	3
Bus, train station, airport	2
Outdoor encampment	28
Park	1
Street or Sidewalk	4
Under bridge/overpass	7
Vehicle	8
Total	53

Is this the first time you've been homeless?

Yes	54
No	60
Don't Know	1
Refused	5
Total	120

How old were you when you first became homeless?

Under 5 years old	1
5-12 years old	2
13-17 years old	6
18-24 years old	12
25-54 years old	31
55-61 years old	3
62+ years old	1
Total	56

How many months did you stay in shelter or on the streets over the past 3 years?

0 to 3 months	11
4 to 6 months	9
7 to 11 months	6
1 to 2 years	13
2 to 3 years	6
3 years or more	15
Total	60

How many separate times have you stayed in sheltered or on the streets in the past 3 years?

Fewer than 4	27
4 or more times	18
Don't Know	9
Refused	7
Total	61

How many months have you been homeless this time?

0 to 3 months	21
4 to 6 months	19
7 to 11 months	14
1 to 2 years	21
2 to 3 years	17
3 years or more	21
Total	113

Observation Surveys

Number of surveys: 15

Age Range

Under 5 years old	0
5-12 years old	0
13-17 years old	0
18-24 years old	3
25-34 years old	3
35-44 years old	1
45-54 years old	3
55-61 years old	4
62+ years old	1
Total	15

What made you believe the person was experiencing homelessness?

Activity (Panhandling. Sleeping outside. Sleeping in vehicle. Etc.)	11
Appearance (Carrying personal belongings/ clothing that wouldn't protect from the elements)	2
Prior interactions/known to be unhoused	1
They are accessing services for those experiencing homelessness	0
They informed me they are unhoused	1
Total *multiple answers can be selected*	15

Where did you encounter this individual?

Abandoned building/structure	0
Bus, train station, airport	0
Outdoor encampment	5
Park	1
Service Provider (soup kitchen, day shelter, etc.)	1
Street or sidewalk	5
Under bridge/overpass	1
Vehicle	2
Total	15