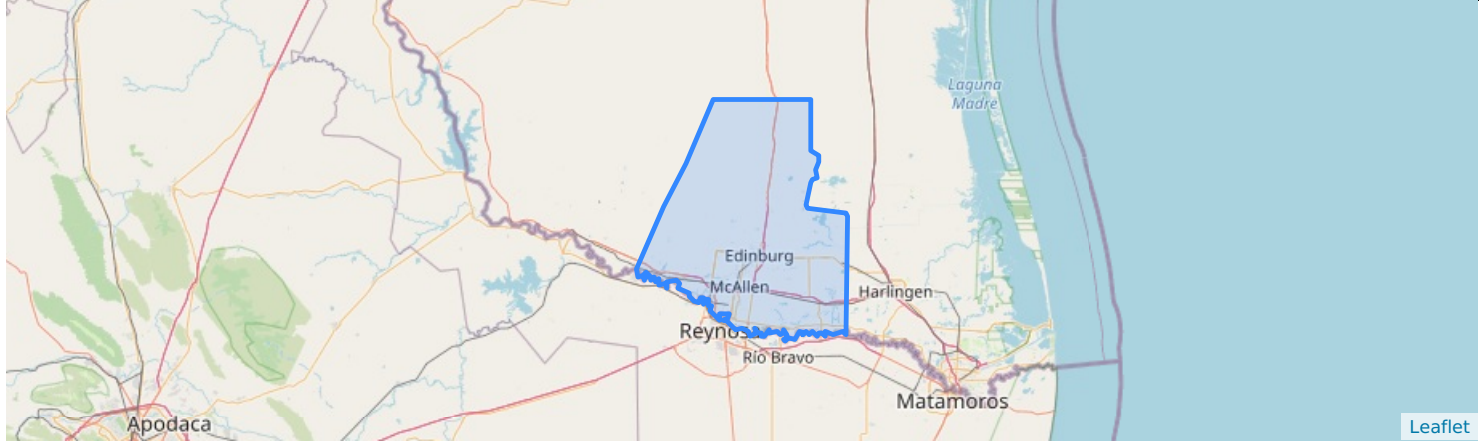


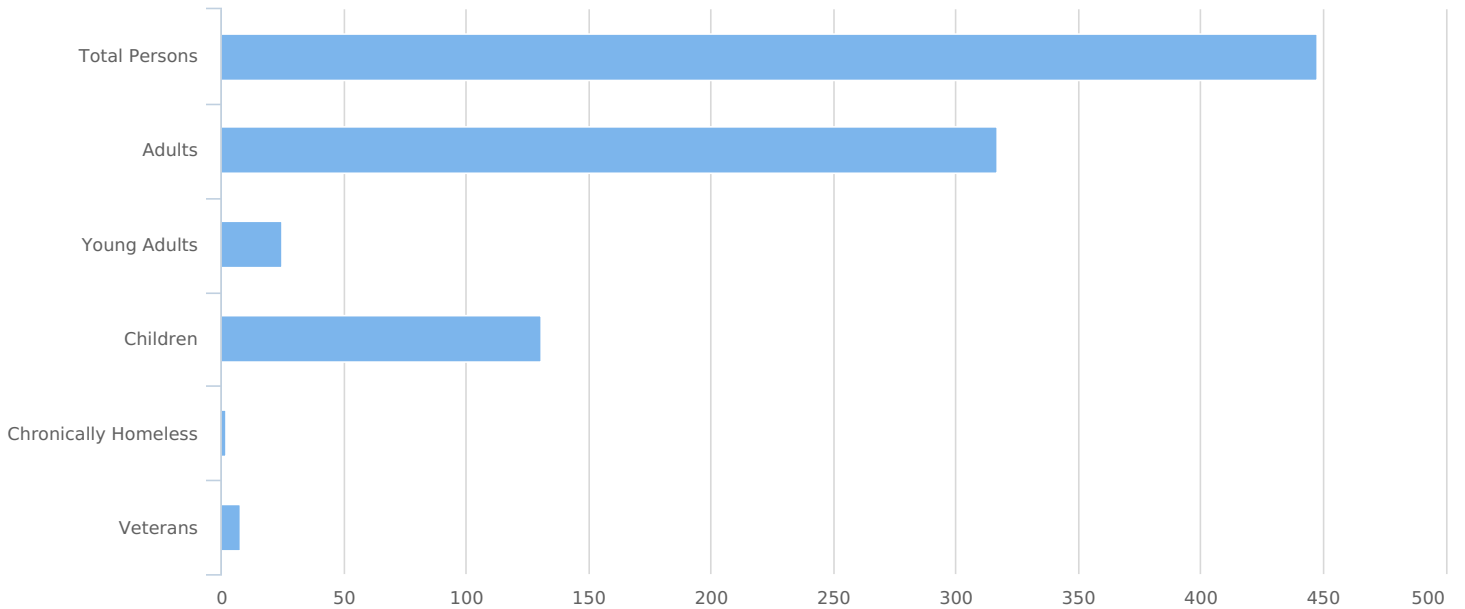
HUD Point in Time Report - Combined

Count:	Texas Balance of State 2022 PIT Count	Geography:	Hidalgo
Created by:	Paredes,Alex	Created on:	04/18/2022 5:19 PM

Summary

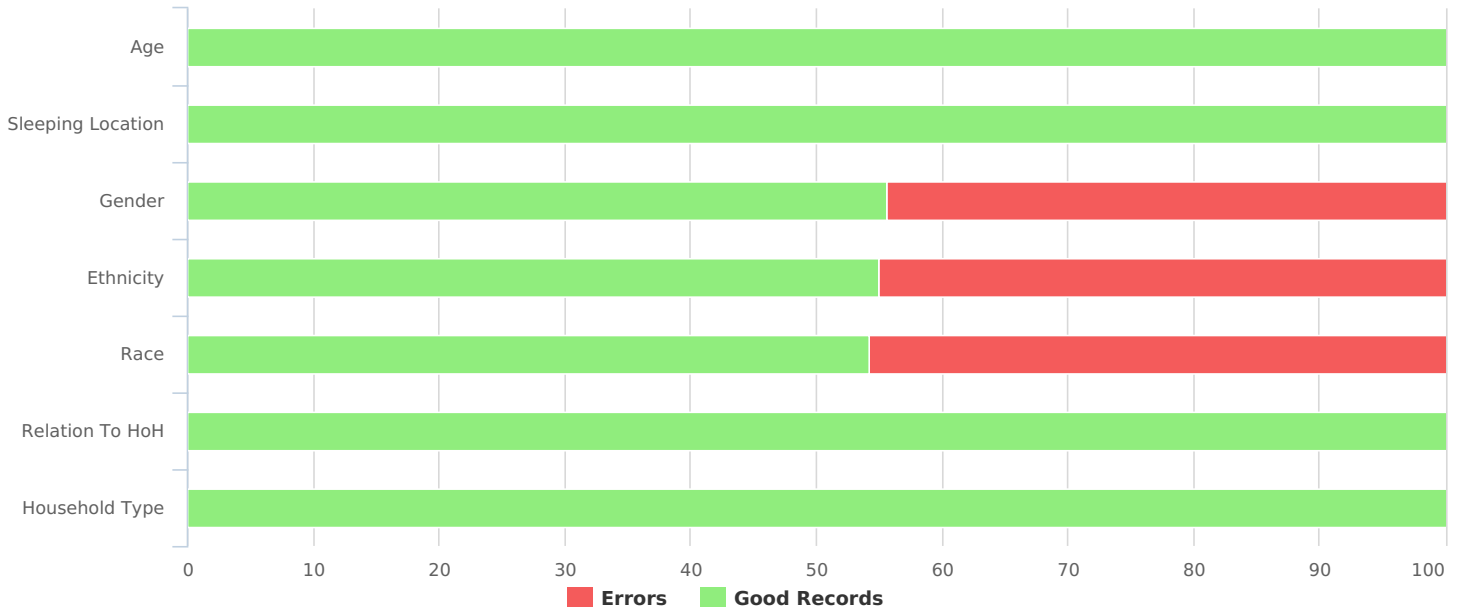


Total Persons	448
Adults (age 18 or older)	317
Young Adults (age 18 to 24)	25
Children (under age 18)	131
Unknown Age	0
Unknown Age - Believe to be Adult	0
Unknown Age - Believe to be Young Adult (18-24)	0
Unknown Age - Believe to be Adult (25+)	0
Unknown Age - Believe to be Child	0
Chronically Homeless	2
Veterans	8



Data Quality Checks

Persons Missing Age Information	0
Persons Missing Sleeping Location	0
Persons Missing Gender	199
Persons Missing Ethnicity	202
Persons Missing Race	205
Persons Missing Relation to HoH	0
Persons with Unknown Household Type	0



All Households

Households with at Least one Adult and One Child

Household and Person Breakdown

Total Number of Households	86
Total Number of Persons	257
Number of Children (under age 18)	131
Number of Young Adults (age 18 to 24)	13
Number of Adults (age 25 or older)	113

Gender

Female	89
Male	62
Transgender	0
A gender other than singularly female or male (e.g., nonbinary, genderfluid, agender, culturally specific gender)	0
Questioning	0

Ethnicity

Non-Hispanic/Non-Latin(a)(o)(x)	6
Hispanic/Latin(a)(o)(x)	144

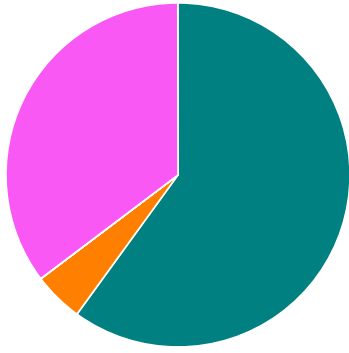
Race

White	51
Black, African American or African	4
Asian	0
American Indian, Alaska Native, or Indigenous	0
Native Hawaiian or Pacific Islander	0
Multiple Races	30

Chronically Homeless

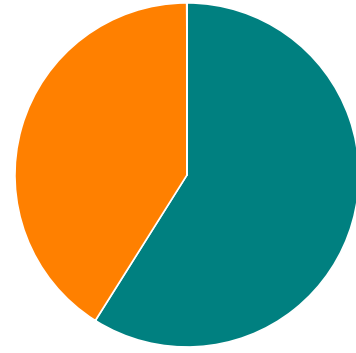
Total Number of Households	0
Total Number of Persons	0

Race



White Black or African American Asian
American Indian Native Hawaiian Multiple

Gender



Female Male Transgender
A gender other than singularly... Questioning

Households without Children

Household and Person Breakdown

Total Number of Households	186
Total Number of Persons	191
Number of Young Adults (age 18 to 24)	12
Number of Adults (age 25 or older)	179

Gender

Female	27
Male	71
Transgender	0
A gender other than singularly female or male (e.g., nonbinary, genderfluid, agender, culturally specific gender)	0
Questioning	0

Ethnicity

Non-Hispanic/Non-Latin(a)(o)(x)	31
Hispanic/Latin(a)(o)(x)	64

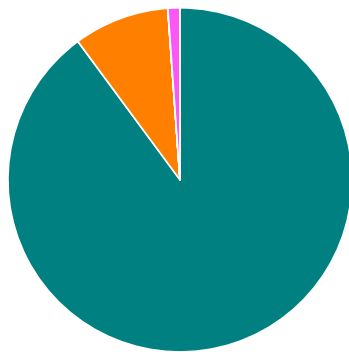
Race

White	80
Black, African American or African	8
Asian	0
American Indian, Alaska Native, or Indigenous	0
Native Hawaiian or Pacific Islander	0
Multiple Races	1

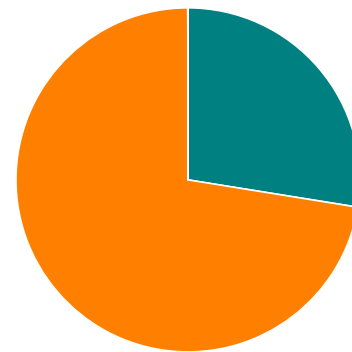
Chronically Homeless

Total Number of Persons	2
-------------------------	---

Race



Gender



■ White
 ■ Black or African American
 ■ Asian
 ■ American Indian
 ■ Native Hawaiian
 ■ Multiple

■ Female
 ■ Male
 ■ Transgender
 ■ A gender other than singularly...
 ■ Questioning

Households with Only Children

Household and Person Breakdown

Total Number of Households	0
Total Number of Children	0

Gender

Female	0
Male	0
Transgender	0
A gender other than singularly female or male (e.g., nonbinary, genderfluid, agender, culturally specific gender)	0
Questioning	0

Ethnicity

Non-Hispanic/Non-Latin(a)(o)(x)	0
Hispanic/Latin(a)(o)(x)	0

Race

White	0
Black, African American or African	0
Asian	0
American Indian, Alaska Native, or Indigenous	0
Native Hawaiian or Pacific Islander	0
Multiple Races	0

Chronically Homeless

Total Number of Persons	0
-------------------------	---

Race

Gender

■ White
 ■ Black or African American
 ■ Asian
■ American Indian
 ■ Native Hawaiian
 ■ Multiple

■ Female
 ■ Male
 ■ Transgender
■ A gender other than singularly...
 ■ Questioning

Veteran Households

Veteran Households with at Least One Adult and One Child

Household and Person Breakdown

Total Number of Households	1
Total Number of Persons	4
Total Number of Veterans	1

Gender

Female	1
Male	0
Transgender	0
A gender other than singularly female or male (e.g., nonbinary, genderfluid, agender, culturally specific gender)	0
Questioning	0

Ethnicity

Non-Hispanic/Non-Latin(a)(o)(x)	0
Hispanic/Latin(a)(o)(x)	1

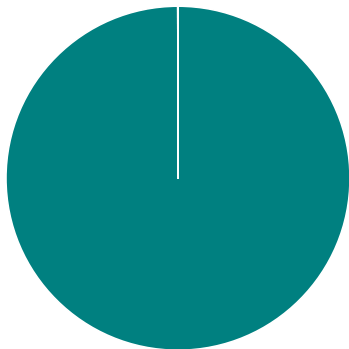
Race

White	1
Black, African American or African	0
Asian	0
American Indian, Alaska Native, or Indigenous	0
Native Hawaiian or Pacific Islander	0
Multiple Races	0

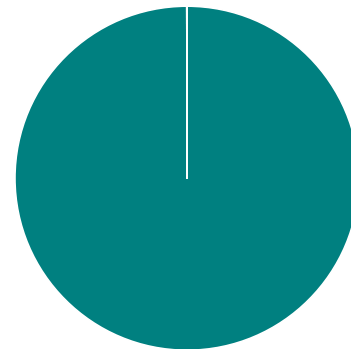
Chronically Homeless

Total Number of Households	0
Total Number of Persons	0

Race



Gender



■ White
 ■ Black or African American
 ■ Asian
■ American Indian
 ■ Native Hawaiian
 ■ Multiple

■ Female
 ■ Male
 ■ Transgender
■ A gender other than singularly...
 ■ Questioning

Veteran Households without Children

Household and Person Breakdown

Total Number of Households	7
Total Number of Persons	8
Total Number of Veterans	7

Gender

Female	1
Male	6
Transgender	0
A gender other than singularly female or male (e.g., nonbinary, genderfluid, agender, culturally specific gender)	0
Questioning	0

Ethnicity

Non-Hispanic/Non-Latin(a)(o)(x)	4
Hispanic/Latin(a)(o)(x)	3

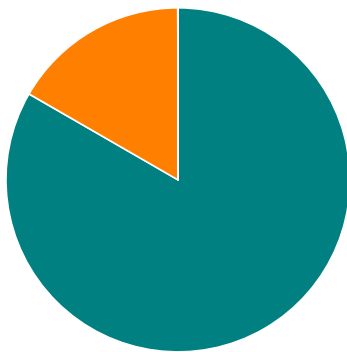
Race

White	5
Black, African American or African	1
Asian	0
American Indian, Alaska Native, or Indigenous	0
Native Hawaiian or Pacific Islander	0
Multiple Races	0

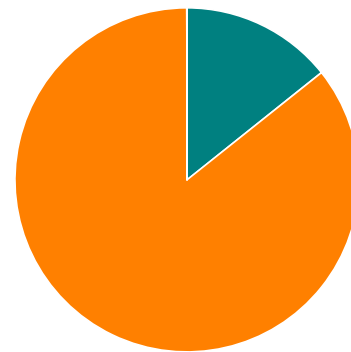
Chronically Homeless

Total Number of Households	1
Total Number of Persons	1

Race



Gender



■ White
 ■ Black or African American
 ■ Asian
 ■ American Indian
 ■ Native Hawaiian
 ■ Multiple

■ Female
 ■ Male
 ■ Transgender
 ■ A gender other than singularly...
 ■ Questioning

Youth Households

Unaccompanied Youth Households

Household and Person Breakdown

Total Number of Unaccompanied Youth Households	11
Total Number of Unaccompanied Youth	11
Total Number of Unaccompanied Youth (under age 18)	0
Total Number of Unaccompanied Youth (18 to 24)	11

Gender

Female	1
Male	2
Transgender	0
A gender other than singularly female or male (e.g., nonbinary, genderfluid, agender, culturally specific gender)	0
Questioning	0

Ethnicity

Non-Hispanic/Non-Latin(a)(o)(x)	2
Hispanic/Latin(a)(o)(x)	1

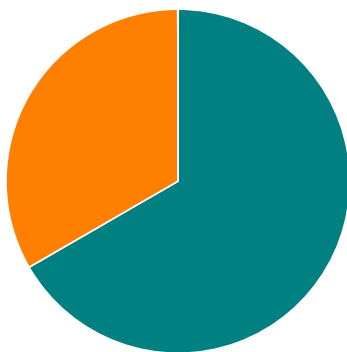
Race

White	2
Black, African American or African	1
Asian	0
American Indian, Alaska Native, or Indigenous	0
Native Hawaiian or Pacific Islander	0
Multiple Races	0

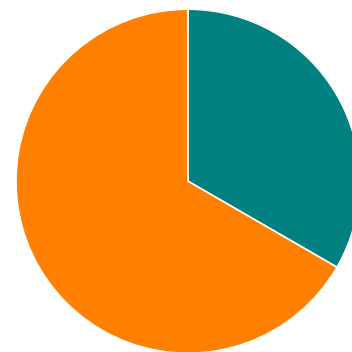
Chronically Homeless

Total Number of Persons	1
-------------------------	---

Race



Gender



■ White
 ■ Black or African American
 ■ Asian
 ■ American Indian
 ■ Native Hawaiian
 ■ Multiple

■ Female
 ■ Male
 ■ Transgender
 ■ A gender other than singularly...
 ■ Questioning

Parenting Youth

Household and Person Breakdown

Total Number of Parenting Youth Households	8
Total Number of Persons in Parenting Youth Households	18
Total Parenting Youth	9
Total Children in Parenting Youth Households	9
Number of Parenting Youth Under 18	0
Children in Households with Parenting Youth Under 18	0
Number of Parenting Youth 18 to 24	9
Children in Households with Parenting Youth 18 to 24	9

Gender

Female	4
Male	1
Transgender	0
A gender other than singularly female or male (e.g., nonbinary, genderfluid, agender, culturally specific gender)	0
Questioning	0

Ethnicity

Non-Hispanic/Non-Latin(a)(o)(x)	0
Hispanic/Latin(a)(o)(x)	5

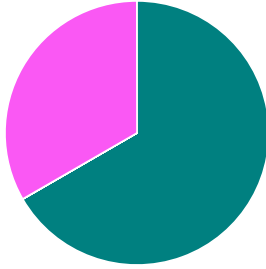
Race

White	2
Black, African American or African	0
Asian	0
American Indian, Alaska Native, or Indigenous	0
Native Hawaiian or Pacific Islander	0
Multiple Races	1

Chronically Homeless

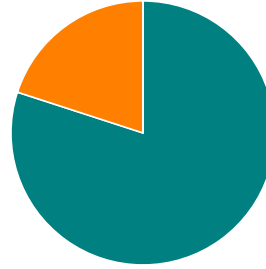
Total Number of Households	0
Total Number of Persons	0

Race



White Black or African American Asian
American Indian Native Hawaiian Multiple

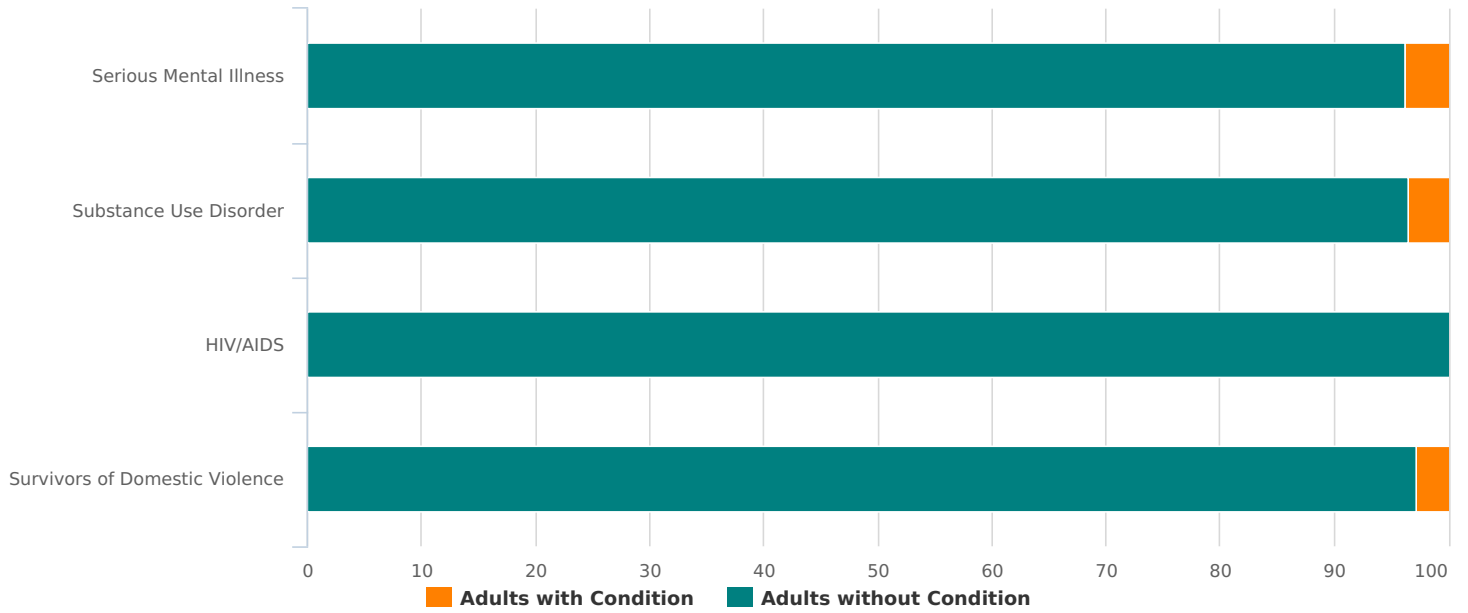
Gender



Female Male Transgender
A gender other than singularly... Questioning

Additional Homeless Populations (Adults Only)

Serious Mental Illness	12
Substance Use Disorder	11
HIV/AIDS	0
Survivors of Domestic Violence (optional)	9



Personal Information

Do you identify as lesbian, gay, bisexual, transgender, and/or queer (LGBTQ+) ?

Yes	4
No	172
Don't Know	0
Refused	2
Total	178

Have you been told or do you believe you have a chronic/ ongoing health condition that affects your ability to support yourself/family or live independently?

Yes	17
No	159
Don't Know	4
Refused	0
Data Not Collected	4
Total	184

Have you been told or do you believe you have a physical disability that affects your ability to support yourself/family or live independently?

Yes	14
No	160
Don't Know	6
Refused	0
Data Not Collected	3
Total	183

Have you been told or do you believe you have a developmental disability?

Yes	8
No	168
Don't Know	0
Refused	0
Data Not Collected	4
Total	180

Experience with Homelessness

Where are you sleeping tonight?

Abandoned building/structure	15
Bus, train station, airport	127
Outdoor encampment	3
Park	10
Street or Sidewalk	15
Under bridge/overpass	10
Vehicle	16
Total	196

Is this the first time you've been homeless?

Yes	85
No	80
Don't Know	0
Refused	1
Total	166

How old were you when you first became homeless?

Under 5 years old	2
5-12 years old	9
13-17 years old	11
18-24 years old	26
25-54 years old	31
55-61 years old	0
62+ years old	1
Total	80

How many months did you stay in shelter or on the streets over the past 3 years?

0 to 3 months	23
4 to 6 months	27
7 to 11 months	21
1 to 2 years	7
2 to 3 years	0
3 years or more	3
Total	81

How many separate times have you stayed in sheltered or on the streets in the past 3 years?

Fewer than 4	62
4 or more times	16
Don't Know	3
Refused	0
Total	81

How many months have you been homeless this time?

0 to 3 months	63
4 to 6 months	53
7 to 11 months	33
1 to 2 years	7
2 to 3 years	5
3 years or more	4
Total	165

Observation Surveys

Number of surveys: **199**

Age Range

Under 5 years old	17
5-12 years old	20
13-17 years old	13
18-24 years old	13
25-34 years old	42
35-44 years old	46
45-54 years old	26
55-61 years old	18
62+ years old	4
Total	199

What made you believe the person was experiencing homelessness?

Activity (Panhandling. Sleeping outside. Sleeping in vehicle. Etc.)	169
Appearance (Carrying personal belongings/ clothing that wouldn't protect from the elements)	27
Prior interactions/known to be unhoused	112
They are accessing services for those experiencing homelessness	2
They informed me they are unhoused	3
Total *multiple answers can be selected*	313

Where did you encounter this individual?

Abandoned building/structure	7
Bus, train station, airport	3
Outdoor encampment	0
Park	123
Service Provider (soup kitchen, day shelter, etc.)	16
Street or sidewalk	44
Under bridge/overpass	5
Vehicle	1
Total	199