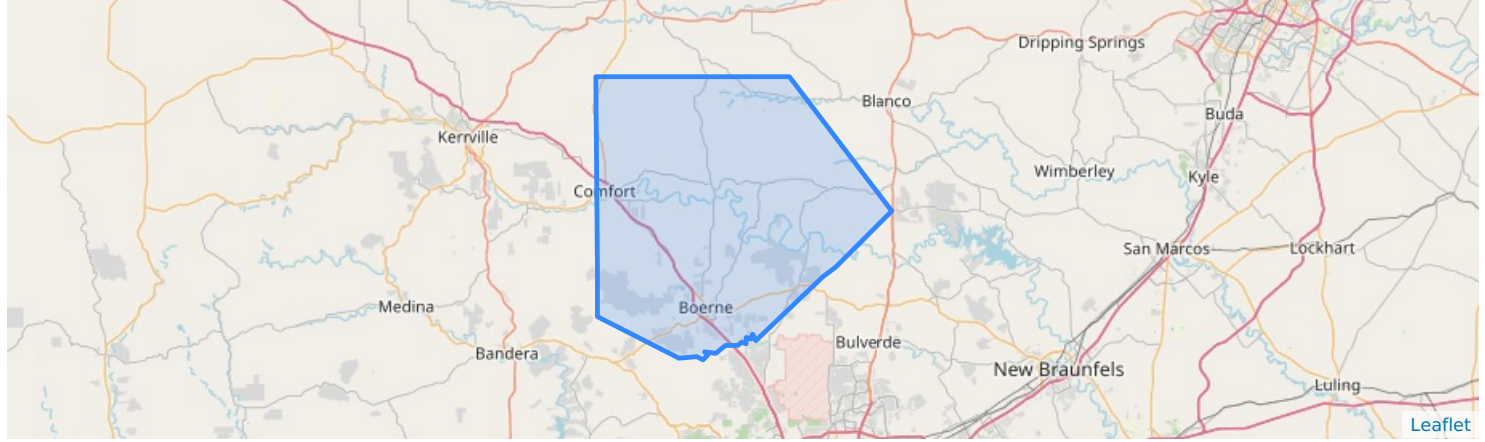


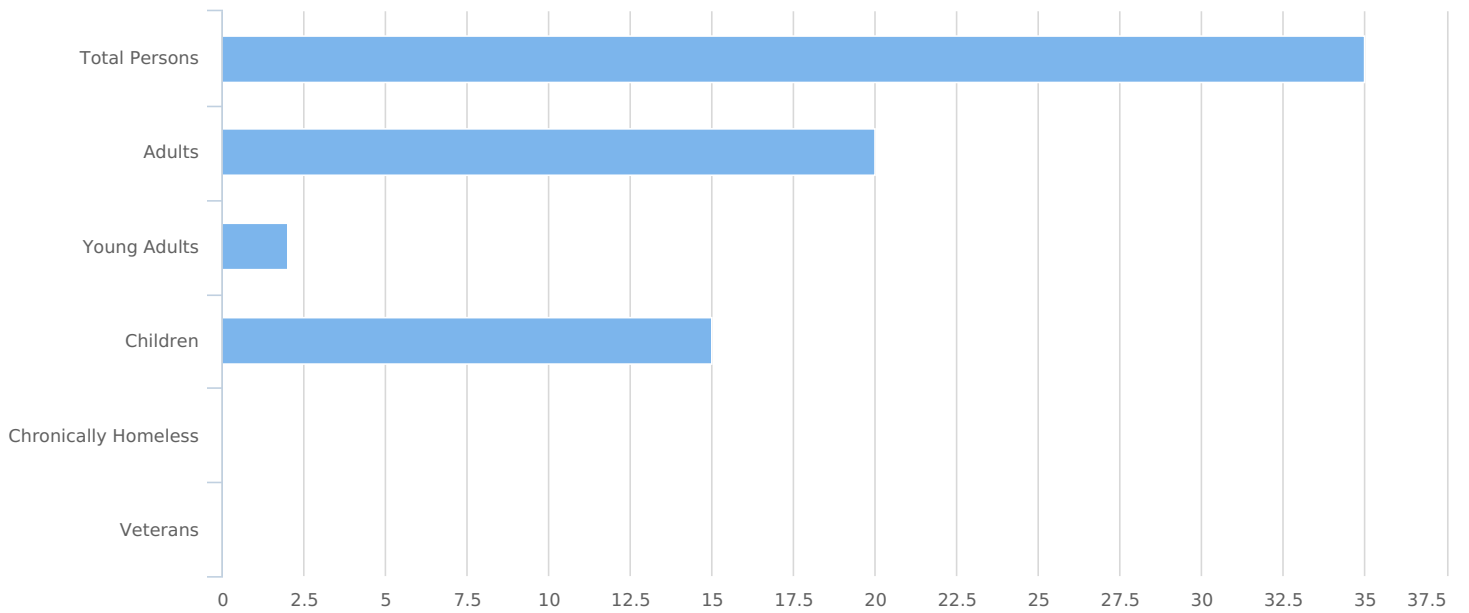
# HUD Point in Time Report - Combined

Count:	Texas Balance of State 2022 PIT Count	Geography:	Kendall
Created by:	Paredes,Alex	Created on:	04/19/2022 11:23 AM

## Summary

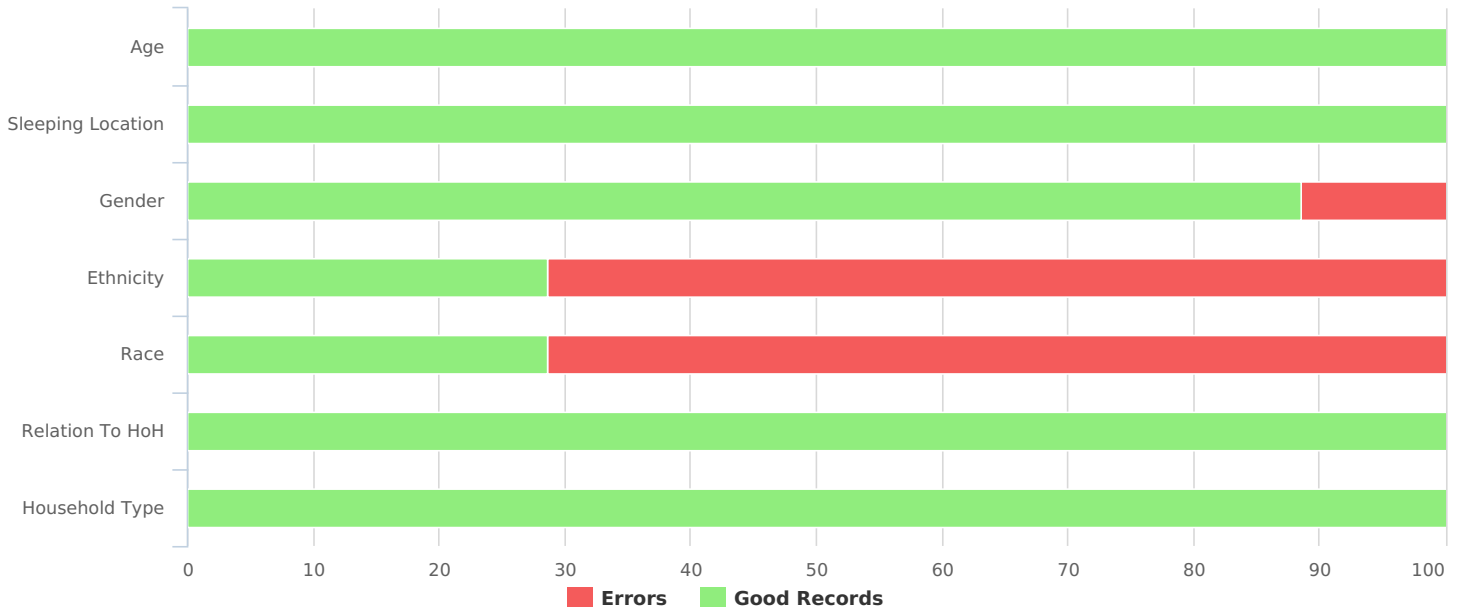


Total Persons	35
Adults (age 18 or older)	20
Young Adults (age 18 to 24)	2
Children (under age 18)	15
Unknown Age	0
Unknown Age - Believe to be Adult	0
Unknown Age - Believe to be Young Adult (18-24)	0
Unknown Age - Believe to be Adult (25+)	0
Unknown Age - Believe to be Child	0
Chronically Homeless	0
Veterans	0



## Data Quality Checks

Persons Missing Age Information	0
Persons Missing Sleeping Location	0
Persons Missing Gender	4
Persons Missing Ethnicity	25
Persons Missing Race	25
Persons Missing Relation to HoH	0
Persons with Unknown Household Type	0



## All Households

### Households with at Least one Adult and One Child

#### Household and Person Breakdown

Total Number of Households	9
Total Number of Persons	24
Number of Children (under age 18)	15
Number of Young Adults (age 18 to 24)	1
Number of Adults (age 25 or older)	8

#### Gender

Female	16
Male	7
Transgender	0
A gender other than singularly female or male (e.g., nonbinary, genderfluid, agender, culturally specific gender)	0
Questioning	0

#### Ethnicity

Non-Hispanic/Non-Latin(a)(o)(x)	10
Hispanic/Latin(a)(o)(x)	0

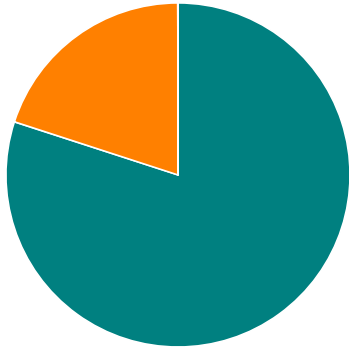
#### Race

White	8
Black, African American or African	2
Asian	0
American Indian, Alaska Native, or Indigenous	0
Native Hawaiian or Pacific Islander	0
Multiple Races	0

#### Chronically Homeless

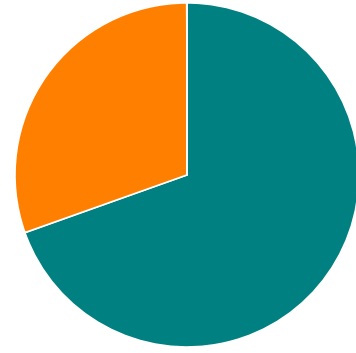
Total Number of Households	0
Total Number of Persons	0

Race



White Black or African American Asian  
American Indian Native Hawaiian Multiple

Gender



Female Male Transgender  
A gender other than singularly... Questioning

# Households without Children

## Household and Person Breakdown

Total Number of Households	11
Total Number of Persons	11
Number of Young Adults (age 18 to 24)	1
Number of Adults (age 25 or older)	10

## Gender

Female	8
Male	0
Transgender	0
A gender other than singularly female or male (e.g., nonbinary, genderfluid, agender, culturally specific gender)	0
Questioning	0

## Ethnicity

Non-Hispanic/Non-Latin(a)(o)(x)	0
Hispanic/Latin(a)(o)(x)	0

## Race

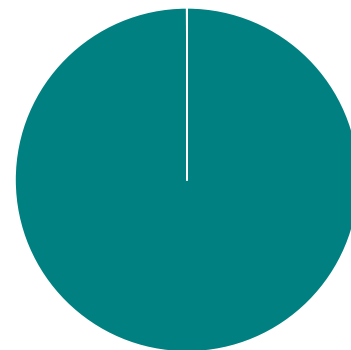
White	0
Black, African American or African	0
Asian	0
American Indian, Alaska Native, or Indigenous	0
Native Hawaiian or Pacific Islander	0
Multiple Races	0

## Chronically Homeless

Total Number of Persons	0
-------------------------	---

Race

Gender



■ White
 ■ Black or African American
 ■ Asian

■ American Indian
 ■ Native Hawaiian
 ■ Multiple

■ Female
 ■ Male
 ■ Transgender

■ A gender other than singularly...
 ■ Questioning

# Households with Only Children

## Household and Person Breakdown

Total Number of Households	0
Total Number of Children	0

## Gender

Female	0
Male	0
Transgender	0
A gender other than singularly female or male (e.g., nonbinary, genderfluid, agender, culturally specific gender)	0
Questioning	0

## Ethnicity

Non-Hispanic/Non-Latin(a)(o)(x)	0
Hispanic/Latin(a)(o)(x)	0

## Race

White	0
Black, African American or African	0
Asian	0
American Indian, Alaska Native, or Indigenous	0
Native Hawaiian or Pacific Islander	0
Multiple Races	0

## Chronically Homeless

Total Number of Persons	0
-------------------------	---

Race

Gender

■ White  
 ■ Black or African American  
 ■ Asian  
■ American Indian  
 ■ Native Hawaiian  
 ■ Multiple

■ Female  
 ■ Male  
 ■ Transgender  
■ A gender other than singularly...  
 ■ Questioning

## Veteran Households

### Veteran Households with at Least One Adult and One Child

#### Household and Person Breakdown

Total Number of Households	0
Total Number of Persons	0
Total Number of Veterans	0

#### Gender

Female	0
Male	0
Transgender	0
A gender other than singularly female or male (e.g., nonbinary, genderfluid, agender, culturally specific gender)	0
Questioning	0

#### Ethnicity

Non-Hispanic/Non-Latin(a)(o)(x)	0
Hispanic/Latin(a)(o)(x)	0

#### Race

White	0
Black, African American or African	0
Asian	0
American Indian, Alaska Native, or Indigenous	0
Native Hawaiian or Pacific Islander	0
Multiple Races	0

#### Chronically Homeless

Total Number of Households	0
Total Number of Persons	0

Race

Gender

■ White   
 ■ Black or African American   
 ■ Asian  
■ American Indian   
 ■ Native Hawaiian   
 ■ Multiple

■ Female   
 ■ Male   
 ■ Transgender  
■ A gender other than singularly...   
 ■ Questioning

# Veteran Households without Children

## Household and Person Breakdown

Total Number of Households	0
Total Number of Persons	0
Total Number of Veterans	0

## Gender

Female	0
Male	0
Transgender	0
A gender other than singularly female or male (e.g., nonbinary, genderfluid, agender, culturally specific gender)	0
Questioning	0

## Ethnicity

Non-Hispanic/Non-Latin(a)(o)(x)	0
Hispanic/Latin(a)(o)(x)	0

## Race

White	0
Black, African American or African	0
Asian	0
American Indian, Alaska Native, or Indigenous	0
Native Hawaiian or Pacific Islander	0
Multiple Races	0

## Chronically Homeless

Total Number of Households	0
Total Number of Persons	0

Race

Gender

■ White   
 ■ Black or African American   
 ■ Asian  
■ American Indian   
 ■ Native Hawaiian   
 ■ Multiple

■ Female   
 ■ Male   
 ■ Transgender  
■ A gender other than singularly...   
 ■ Questioning



## Youth Households

### Unaccompanied Youth Households

#### Household and Person Breakdown

Total Number of Unaccompanied Youth Households	1
Total Number of Unaccompanied Youth	1
Total Number of Unaccompanied Youth (under age 18)	0
Total Number of Unaccompanied Youth (18 to 24)	1

#### Gender

Female	1
Male	0
Transgender	0
A gender other than singularly female or male (e.g., nonbinary, genderfluid, agender, culturally specific gender)	0
Questioning	0

#### Ethnicity

Non-Hispanic/Non-Latin(a)(o)(x)	0
Hispanic/Latin(a)(o)(x)	0

#### Race

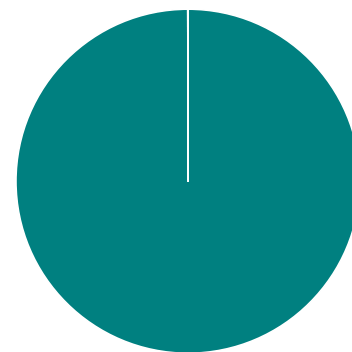
White	0
Black, African American or African	0
Asian	0
American Indian, Alaska Native, or Indigenous	0
Native Hawaiian or Pacific Islander	0
Multiple Races	0

#### Chronically Homeless

Total Number of Persons	0
-------------------------	---

Race

Gender



■ White
 ■ Black or African American
 ■ Asian
 ■ American Indian
 ■ Native Hawaiian
 ■ Multiple

■ Female
 ■ Male
 ■ Transgender
 ■ A gender other than singularly...
 ■ Questioning

# Parenting Youth

## Household and Person Breakdown

Total Number of Parenting Youth Households	1
Total Number of Persons in Parenting Youth Households	2
Total Parenting Youth	1
Total Children in Parenting Youth Households	1
Number of Parenting Youth Under 18	0
Children in Households with Parenting Youth Under 18	0
Number of Parenting Youth 18 to 24	1
Children in Households with Parenting Youth 18 to 24	1

## Gender

Female	1
Male	0
Transgender	0
A gender other than singularly female or male (e.g., nonbinary, genderfluid, agender, culturally specific gender)	0
Questioning	0

## Ethnicity

Non-Hispanic/Non-Latin(a)(o)(x)	0
Hispanic/Latin(a)(o)(x)	0

## Race

White	0
Black, African American or African	0
Asian	0
American Indian, Alaska Native, or Indigenous	0
Native Hawaiian or Pacific Islander	0
Multiple Races	0

## Chronically Homeless

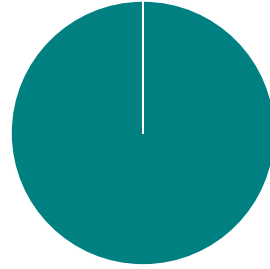
Total Number of Households	0
Total Number of Persons	0

## Race

## Gender

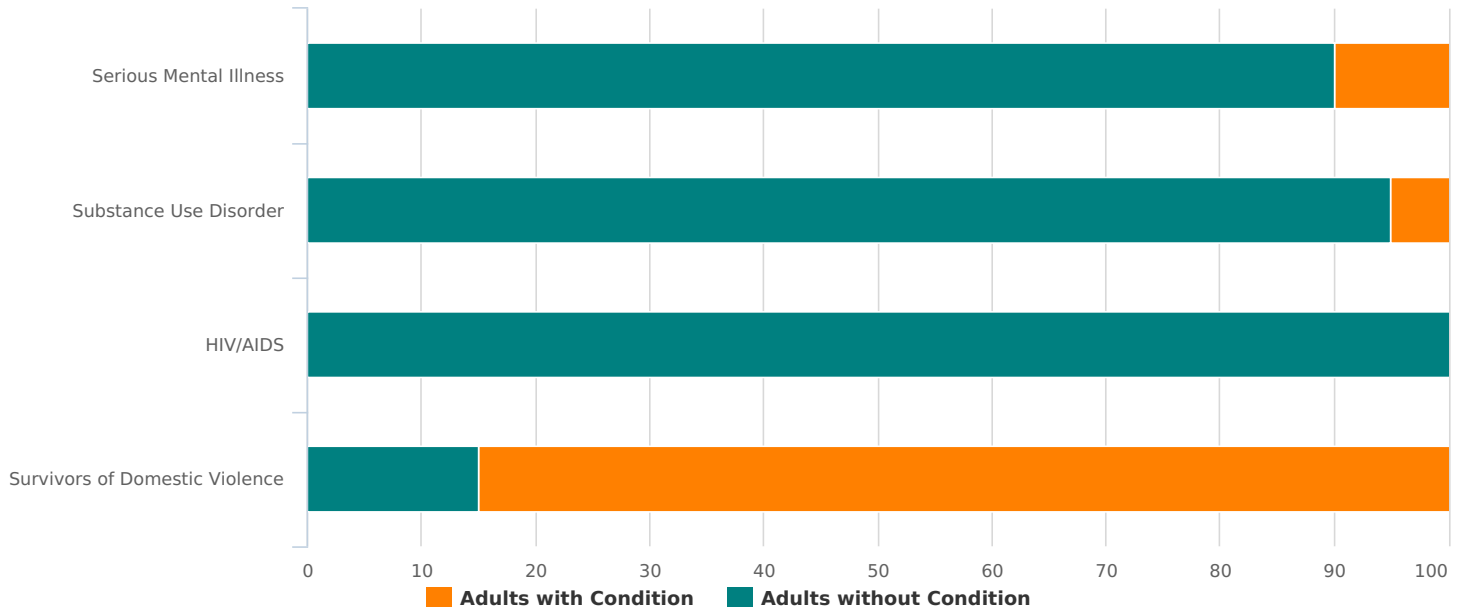
White Black or African American Asian  
American Indian Native Hawaiian Multiple

Female Male Transgender  
A gender other than singularly... Questioning



## Additional Homeless Populations (Adults Only)

Serious Mental Illness	2
Substance Use Disorder	1
HIV/AIDS	0
Survivors of Domestic Violence (optional)	17



## Personal Information

**Do you identify as lesbian, gay, bisexual, transgender, and/or queer (LGBTQ+) ?**

Yes	0
No	5
Don't Know	0
Refused	0
Total	5

**Have you been told or do you believe you have a chronic/ ongoing health condition that affects your ability to support yourself/family or live independently?**

Yes	0
No	4
Don't Know	0
Refused	0
Data Not Collected	1
Total	5

**Have you been told or do you believe you have a physical disability that affects your ability to support yourself/family or live independently?**

Yes	0
No	4
Don't Know	0
Refused	0
Data Not Collected	1
Total	5

**Have you been told or do you believe you have a developmental disability?**

Yes	0
No	4
Don't Know	0
Refused	0
Data Not Collected	1
Total	5

## Experience with Homelessness

### Where are you sleeping tonight?

Abandoned building/structure	0
Bus, train station, airport	0
Outdoor encampment	0
Park	0
Street or Sidewalk	0
Under bridge/overpass	0
Vehicle	0
Total	0

### Is this the first time you've been homeless?

Yes	1
No	1
Don't Know	2
Refused	0
Total	4

### How old were you when you first became homeless?

Under 5 years old	0
5-12 years old	0
13-17 years old	0
18-24 years old	0
25-54 years old	1
55-61 years old	0
62+ years old	0
Total	1

### How many months did you stay in shelter or on the streets over the past 3 years?

0 to 3 months	2
4 to 6 months	0
7 to 11 months	0
1 to 2 years	1
2 to 3 years	0
3 years or more	0
Total	3

**How many separate times have you stayed in sheltered or on the streets in the past 3 years?**

Fewer than 4	1
4 or more times	0
Don't Know	2
Refused	0
Total	3

**How many months have you been homeless this time?**

0 to 3 months	3
4 to 6 months	0
7 to 11 months	0
1 to 2 years	0
2 to 3 years	1
3 years or more	0
Total	4

## Observation Surveys

**Number of surveys:** 2

### Age Range

Under 5 years old	0
5-12 years old	0
13-17 years old	0
18-24 years old	0
25-34 years old	0
35-44 years old	0
45-54 years old	1
55-61 years old	0
62+ years old	1
<b>Total</b>	<b>2</b>

### What made you believe the person was experiencing homelessness?

Activity (Panhandling. Sleeping outside. Sleeping in vehicle. Etc.)	1
Appearance (Carrying personal belongings/ clothing that wouldn't protect from the elements)	0
Prior interactions/known to be unhoused	1
They are accessing services for those experiencing homelessness	0
They informed me they are unhoused	1
<b>Total</b> *multiple answers can be selected*	<b>3</b>

### Where did you encounter this individual?

Abandoned building/structure	0
Bus, train station, airport	0
Outdoor encampment	0
Park	0
Service Provider (soup kitchen, day shelter, etc.)	1
Street or sidewalk	1
Under bridge/overpass	0
Vehicle	0
<b>Total</b>	<b>2</b>