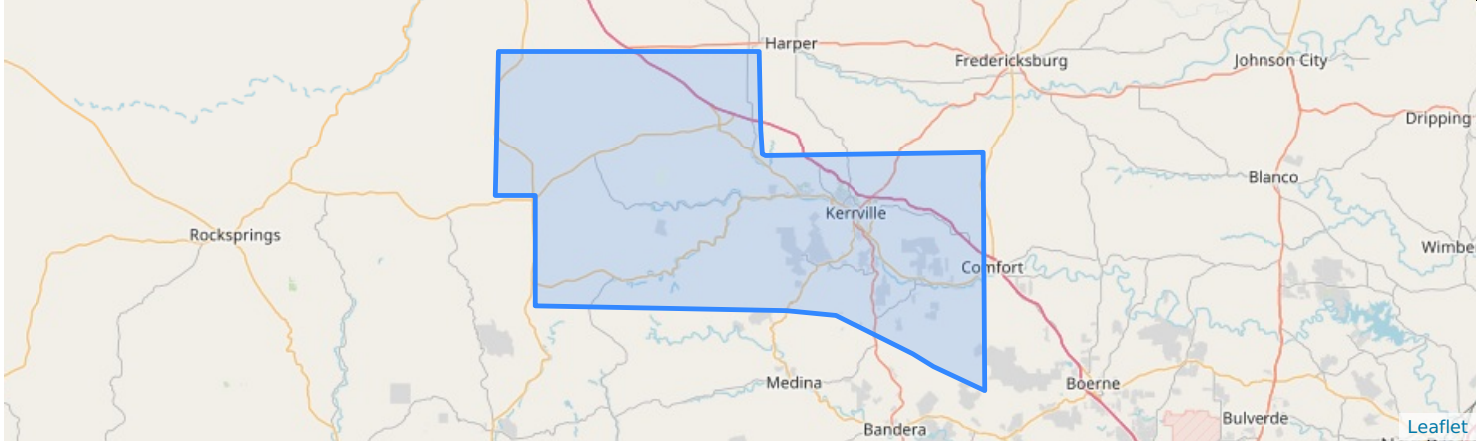


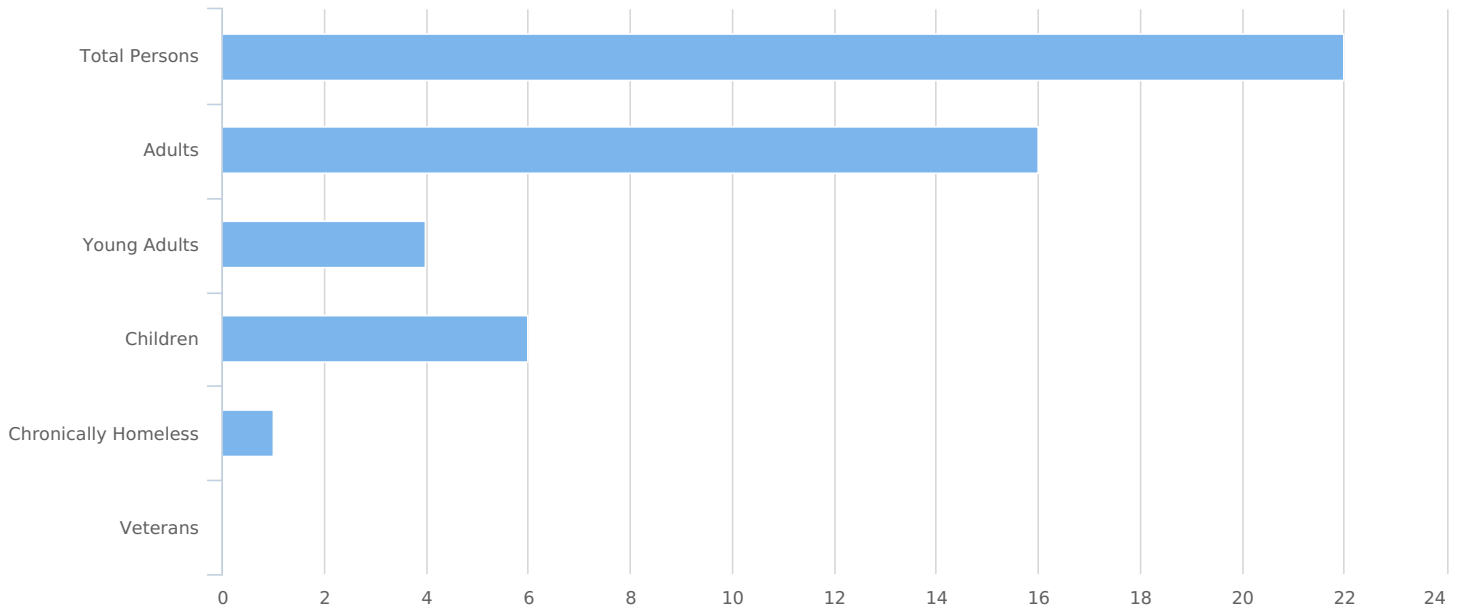
HUD Point in Time Report - Combined

Count:	Texas Balance of State 2022 PIT Count	Geography:	Kerr
Created by:	Paredes,Alex	Created on:	04/19/2022 11:27 AM

Summary

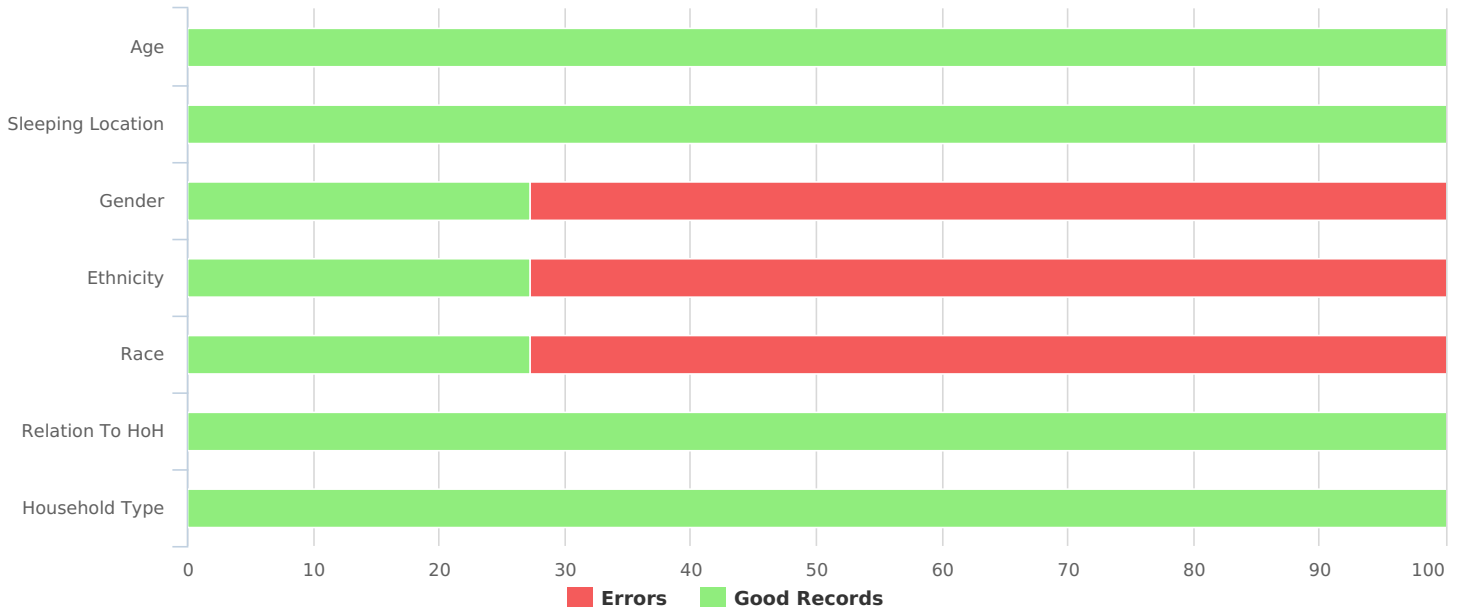


Total Persons	22
Adults (age 18 or older)	16
Young Adults (age 18 to 24)	4
Children (under age 18)	6
Unknown Age	0
Unknown Age - Believe to be Adult	0
Unknown Age - Believe to be Young Adult (18-24)	0
Unknown Age - Believe to be Adult (25+)	0
Unknown Age - Believe to be Child	0
Chronically Homeless	1
Veterans	0



Data Quality Checks

Persons Missing Age Information	0
Persons Missing Sleeping Location	0
Persons Missing Gender	16
Persons Missing Ethnicity	16
Persons Missing Race	16
Persons Missing Relation to HoH	0
Persons with Unknown Household Type	0



All Households

Households with at Least one Adult and One Child

Household and Person Breakdown

Total Number of Households	3
Total Number of Persons	9
Number of Children (under age 18)	6
Number of Young Adults (age 18 to 24)	0
Number of Adults (age 25 or older)	3

Gender

Female	0
Male	0
Transgender	0
A gender other than singularly female or male (e.g., nonbinary, genderfluid, agender, culturally specific gender)	0
Questioning	0

Ethnicity

Non-Hispanic/Non-Latin(a)(o)(x)	0
Hispanic/Latin(a)(o)(x)	0

Race

White	0
Black, African American or African	0
Asian	0
American Indian, Alaska Native, or Indigenous	0
Native Hawaiian or Pacific Islander	0
Multiple Races	0

Chronically Homeless

Total Number of Households	0
Total Number of Persons	0

Race

Gender

■ White ■ Black or African American ■ Asian
■ American Indian ■ Native Hawaiian ■ Multiple

■ Female ■ Male ■ Transgender
■ A gender other than singularly... ■ Questioning

Households without Children

Household and Person Breakdown

Total Number of Households	13
Total Number of Persons	13
Number of Young Adults (age 18 to 24)	4
Number of Adults (age 25 or older)	9

Gender

Female	0
Male	6
Transgender	0
A gender other than singularly female or male (e.g., nonbinary, genderfluid, agender, culturally specific gender)	0
Questioning	0

Ethnicity

Non-Hispanic/Non-Latin(a)(o)(x)	5
Hispanic/Latin(a)(o)(x)	1

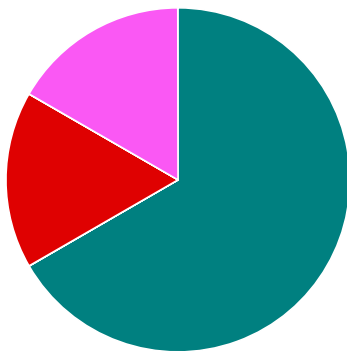
Race

White	4
Black, African American or African	0
Asian	0
American Indian, Alaska Native, or Indigenous	1
Native Hawaiian or Pacific Islander	0
Multiple Races	1

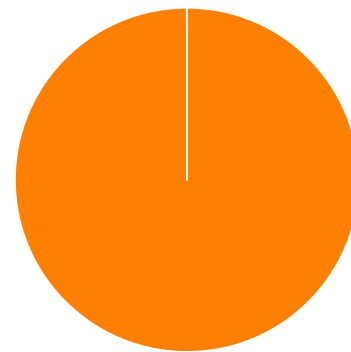
Chronically Homeless

Total Number of Persons	1
-------------------------	---

Race



Gender



■ White
 ■ Black or African American
 ■ Asian
 ■ American Indian
 ■ Native Hawaiian
 ■ Multiple

■ Female
 ■ Male
 ■ Transgender
 ■ A gender other than singularly...
 ■ Questioning

Households with Only Children

Household and Person Breakdown

Total Number of Households	0
Total Number of Children	0

Gender

Female	0
Male	0
Transgender	0
A gender other than singularly female or male (e.g., nonbinary, genderfluid, agender, culturally specific gender)	0
Questioning	0

Ethnicity

Non-Hispanic/Non-Latin(a)(o)(x)	0
Hispanic/Latin(a)(o)(x)	0

Race

White	0
Black, African American or African	0
Asian	0
American Indian, Alaska Native, or Indigenous	0
Native Hawaiian or Pacific Islander	0
Multiple Races	0

Chronically Homeless

Total Number of Persons	0
-------------------------	---

Race

Gender

■ White
 ■ Black or African American
 ■ Asian
■ American Indian
 ■ Native Hawaiian
 ■ Multiple

■ Female
 ■ Male
 ■ Transgender
■ A gender other than singularly...
 ■ Questioning

Veteran Households

Veteran Households with at Least One Adult and One Child

Household and Person Breakdown

Total Number of Households	0
Total Number of Persons	0
Total Number of Veterans	0

Gender

Female	0
Male	0
Transgender	0
A gender other than singularly female or male (e.g., nonbinary, genderfluid, agender, culturally specific gender)	0
Questioning	0

Ethnicity

Non-Hispanic/Non-Latin(a)(o)(x)	0
Hispanic/Latin(a)(o)(x)	0

Race

White	0
Black, African American or African	0
Asian	0
American Indian, Alaska Native, or Indigenous	0
Native Hawaiian or Pacific Islander	0
Multiple Races	0

Chronically Homeless

Total Number of Households	0
Total Number of Persons	0

Race

Gender

■ White
 ■ Black or African American
 ■ Asian
■ American Indian
 ■ Native Hawaiian
 ■ Multiple

■ Female
 ■ Male
 ■ Transgender
■ A gender other than singularly...
 ■ Questioning

Veteran Households without Children

Household and Person Breakdown

Total Number of Households	0
Total Number of Persons	0
Total Number of Veterans	0

Gender

Female	0
Male	0
Transgender	0
A gender other than singularly female or male (e.g., nonbinary, genderfluid, agender, culturally specific gender)	0
Questioning	0

Ethnicity

Non-Hispanic/Non-Latin(a)(o)(x)	0
Hispanic/Latin(a)(o)(x)	0

Race

White	0
Black, African American or African	0
Asian	0
American Indian, Alaska Native, or Indigenous	0
Native Hawaiian or Pacific Islander	0
Multiple Races	0

Chronically Homeless

Total Number of Households	0
Total Number of Persons	0

Race

Gender

■ White
 ■ Black or African American
 ■ Asian
■ American Indian
 ■ Native Hawaiian
 ■ Multiple

■ Female
 ■ Male
 ■ Transgender
■ A gender other than singularly...
 ■ Questioning

Youth Households

Unaccompanied Youth Households

Household and Person Breakdown

Total Number of Unaccompanied Youth Households	4
Total Number of Unaccompanied Youth	4
Total Number of Unaccompanied Youth (under age 18)	0
Total Number of Unaccompanied Youth (18 to 24)	4

Gender

Female	0
Male	0
Transgender	0
A gender other than singularly female or male (e.g., nonbinary, genderfluid, agender, culturally specific gender)	0
Questioning	0

Ethnicity

Non-Hispanic/Non-Latin(a)(o)(x)	0
Hispanic/Latin(a)(o)(x)	0

Race

White	0
Black, African American or African	0
Asian	0
American Indian, Alaska Native, or Indigenous	0
Native Hawaiian or Pacific Islander	0
Multiple Races	0

Chronically Homeless

Total Number of Persons	0
-------------------------	---

Race

Gender

■ White
 ■ Black or African American
 ■ Asian
■ American Indian
 ■ Native Hawaiian
 ■ Multiple

■ Female
 ■ Male
 ■ Transgender
■ A gender other than singularly...
 ■ Questioning

Parenting Youth

Household and Person Breakdown

Total Number of Parenting Youth Households	0
Total Number of Persons in Parenting Youth Households	0
Total Parenting Youth	0
Total Children in Parenting Youth Households	0
Number of Parenting Youth Under 18	0
Children in Households with Parenting Youth Under 18	0
Number of Parenting Youth 18 to 24	0
Children in Households with Parenting Youth 18 to 24	0

Gender

Female	0
Male	0
Transgender	0
A gender other than singularly female or male (e.g., nonbinary, genderfluid, agender, culturally specific gender)	0
Questioning	0

Ethnicity

Non-Hispanic/Non-Latin(a)(o)(x)	0
Hispanic/Latin(a)(o)(x)	0

Race

White	0
Black, African American or African	0
Asian	0
American Indian, Alaska Native, or Indigenous	0
Native Hawaiian or Pacific Islander	0
Multiple Races	0

Chronically Homeless

Total Number of Households	0
Total Number of Persons	0

Race

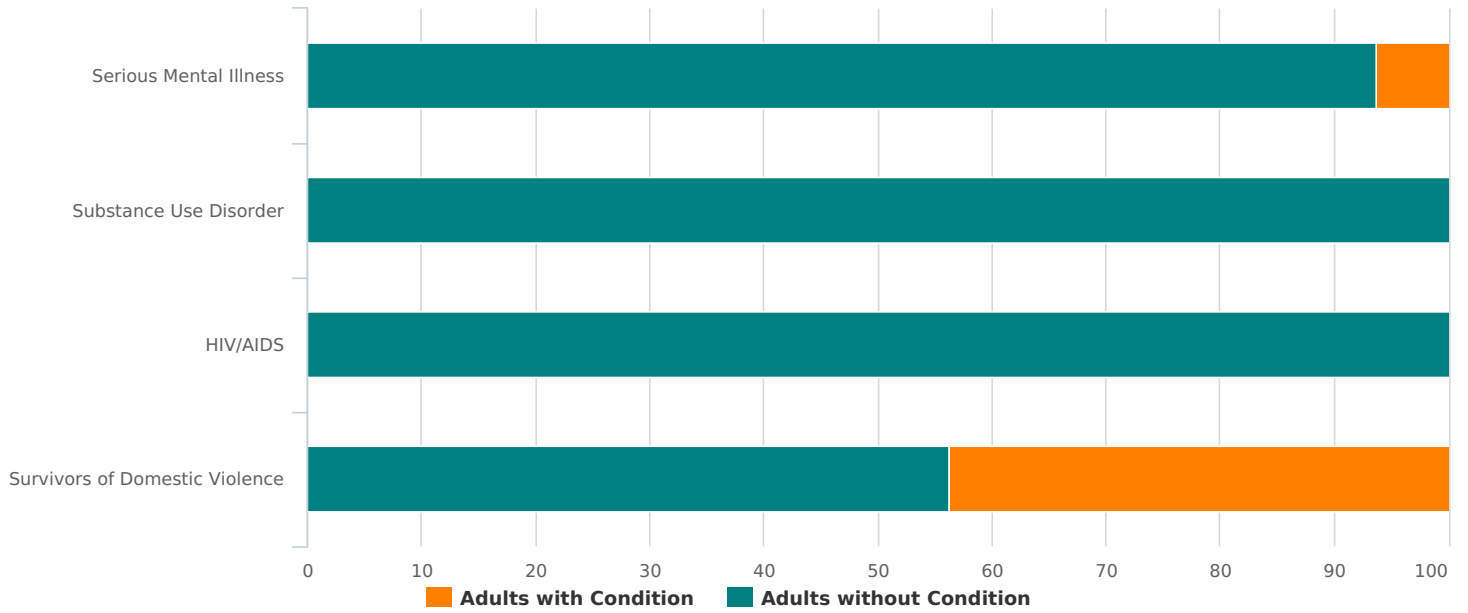
Gender

White Black or African American Asian
American Indian Native Hawaiian Multiple

Female Male Transgender
A gender other than singularly... Questioning

Additional Homeless Populations (Adults Only)

Serious Mental Illness	1
Substance Use Disorder	0
HIV/AIDS	0
Survivors of Domestic Violence (optional)	7



Personal Information

Do you identify as lesbian, gay, bisexual, transgender, and/or queer (LGBTQ+) ?

Yes	0
No	2
Don't Know	0
Refused	0
Total	2

Have you been told or do you believe you have a chronic/ ongoing health condition that affects your ability to support yourself/family or live independently?

Yes	0
No	2
Don't Know	0
Refused	0
Data Not Collected	0
Total	2

Have you been told or do you believe you have a physical disability that affects your ability to support yourself/family or live independently?

Yes	0
No	2
Don't Know	0
Refused	0
Data Not Collected	0
Total	2

Have you been told or do you believe you have a developmental disability?

Yes	0
No	0
Don't Know	0
Refused	0
Data Not Collected	0
Total	0

Experience with Homelessness

Where are you sleeping tonight?

Abandoned building/structure	0
Bus, train station, airport	0
Outdoor encampment	2
Park	0
Street or Sidewalk	0
Under bridge/overpass	0
Vehicle	1
Total	3

Is this the first time you've been homeless?

Yes	2
No	1
Don't Know	0
Refused	0
Total	3

How old were you when you first became homeless?

Under 5 years old	0
5-12 years old	0
13-17 years old	0
18-24 years old	0
25-54 years old	0
55-61 years old	0
62+ years old	0
Total	0

How many months did you stay in shelter or on the streets over the past 3 years?

0 to 3 months	1
4 to 6 months	0
7 to 11 months	0
1 to 2 years	0
2 to 3 years	0
3 years or more	0
Total	1

How many separate times have you stayed in sheltered or on the streets in the past 3 years?

Fewer than 4	0
4 or more times	0
Don't Know	0
Refused	0
Total	0

How many months have you been homeless this time?

0 to 3 months	0
4 to 6 months	0
7 to 11 months	0
1 to 2 years	1
2 to 3 years	0
3 years or more	1
Total	2

Observation Surveys

Number of surveys: 0

Age Range

Under 5 years old	0
5-12 years old	0
13-17 years old	0
18-24 years old	0
25-34 years old	0
35-44 years old	0
45-54 years old	0
55-61 years old	0
62+ years old	0
Total	0

What made you believe the person was experiencing homelessness?

Activity (Panhandling. Sleeping outside. Sleeping in vehicle. Etc.)	0
Appearance (Carrying personal belongings/ clothing that wouldn't protect from the elements)	0
Prior interactions/known to be unhoused	0
They are accessing services for those experiencing homelessness	0
They informed me they are unhoused	0
Total *multiple answers can be selected*	0

Where did you encounter this individual?

Abandoned building/structure	0
Bus, train station, airport	0
Outdoor encampment	0
Park	0
Service Provider (soup kitchen, day shelter, etc.)	0
Street or sidewalk	0
Under bridge/overpass	0
Vehicle	0
Total	0