

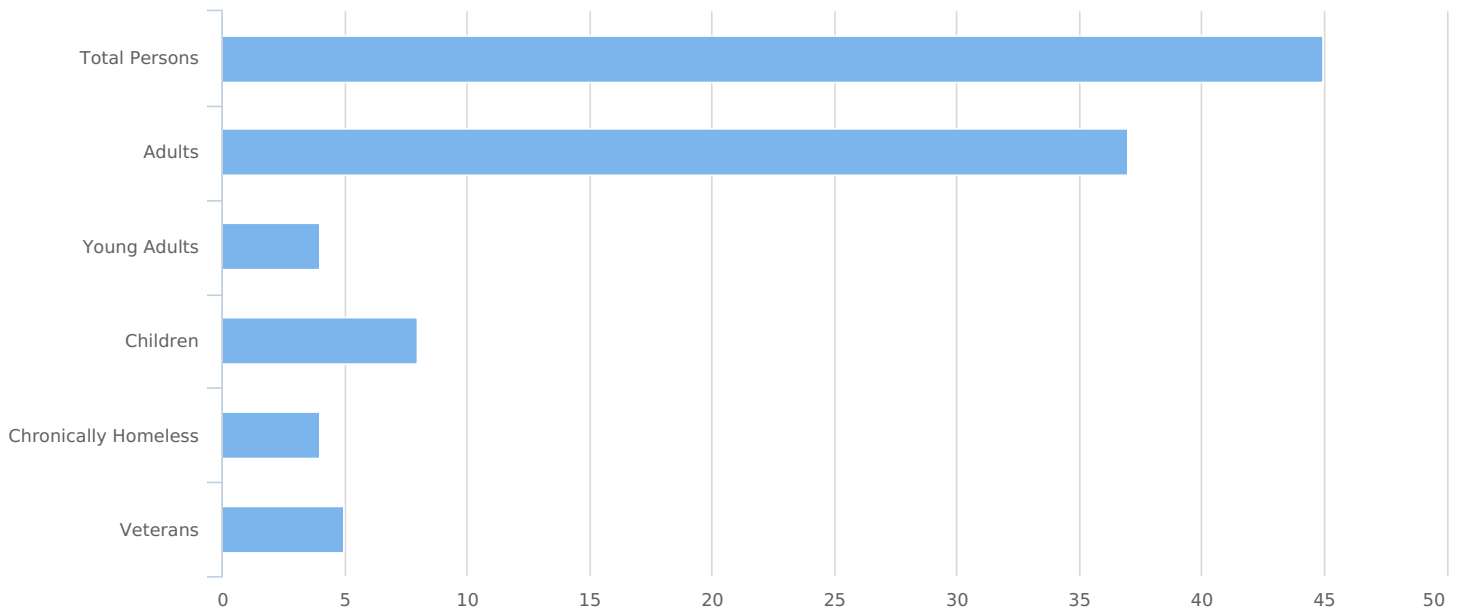
HUD Point in Time Report - Combined

Count:	Texas Balance of State 2022 PIT Count	Geography:	Lamar
Created by:	Paredes,Alex	Created on:	04/19/2022 11:45 AM

Summary

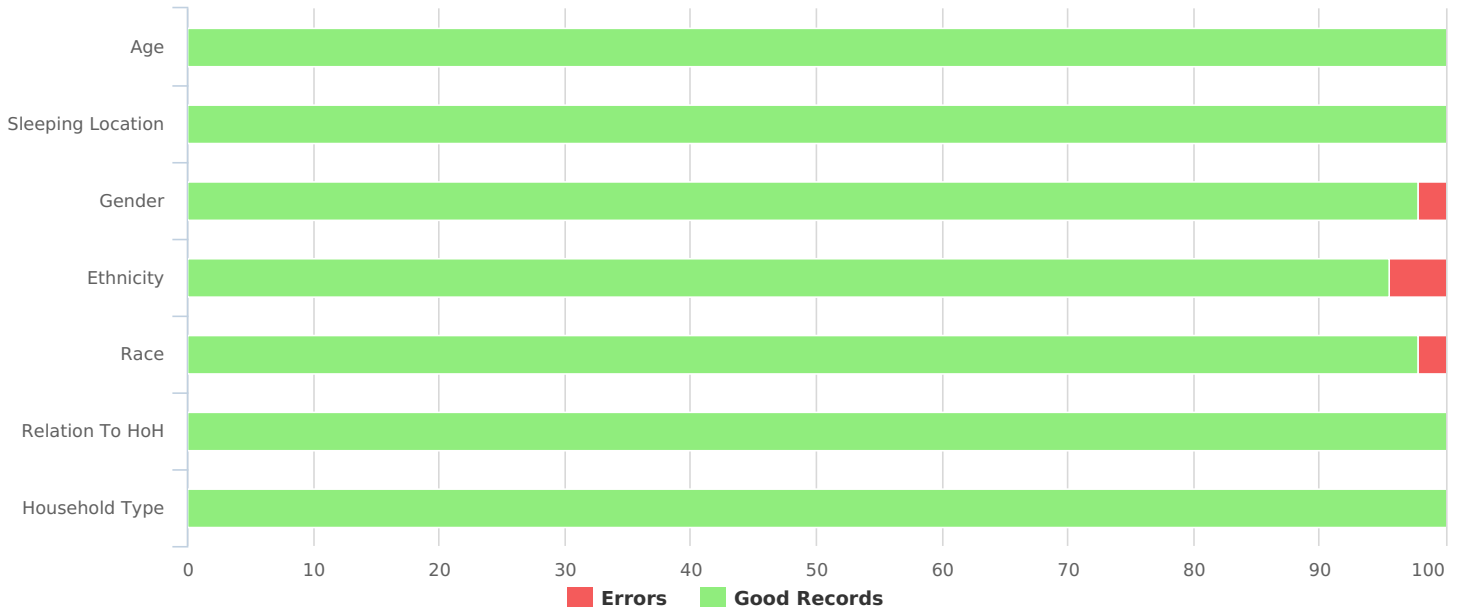


Total Persons	45
Adults (age 18 or older)	37
Young Adults (age 18 to 24)	4
Children (under age 18)	8
Unknown Age	0
Unknown Age - Believe to be Adult	0
Unknown Age - Believe to be Young Adult (18-24)	0
Unknown Age - Believe to be Adult (25+)	0
Unknown Age - Believe to be Child	0
Chronically Homeless	4
Veterans	5



Data Quality Checks

Persons Missing Age Information	0
Persons Missing Sleeping Location	0
Persons Missing Gender	1
Persons Missing Ethnicity	2
Persons Missing Race	1
Persons Missing Relation to HoH	0
Persons with Unknown Household Type	0



All Households

Households with at Least one Adult and One Child

Household and Person Breakdown

Total Number of Households	3
Total Number of Persons	11
Number of Children (under age 18)	8
Number of Young Adults (age 18 to 24)	0
Number of Adults (age 25 or older)	3

Gender

Female	8
Male	3
Transgender	0
A gender other than singularly female or male (e.g., nonbinary, genderfluid, agender, culturally specific gender)	0
Questioning	0

Ethnicity

Non-Hispanic/Non-Latin(a)(o)(x)	8
Hispanic/Latin(a)(o)(x)	3

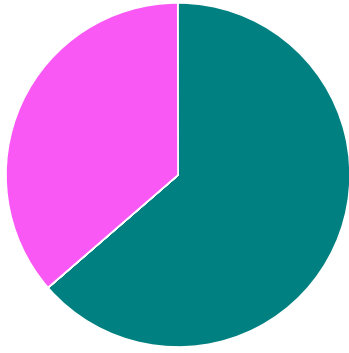
Race

White	7
Black, African American or African	0
Asian	0
American Indian, Alaska Native, or Indigenous	0
Native Hawaiian or Pacific Islander	0
Multiple Races	4

Chronically Homeless

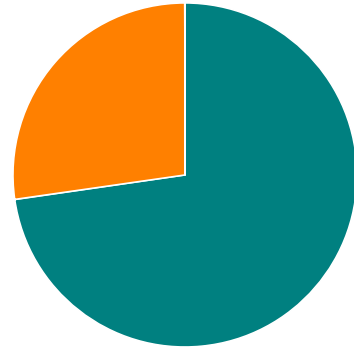
Total Number of Households	0
Total Number of Persons	0

Race



White Black or African American Asian
American Indian Native Hawaiian Multiple

Gender



Female Male Transgender
A gender other than singularly... Questioning

Households without Children

Household and Person Breakdown

Total Number of Households	34
Total Number of Persons	34
Number of Young Adults (age 18 to 24)	4
Number of Adults (age 25 or older)	30

Gender

Female	15
Male	17
Transgender	1
A gender other than singularly female or male (e.g., nonbinary, genderfluid, agender, culturally specific gender)	0
Questioning	0

Ethnicity

Non-Hispanic/Non-Latin(a)(o)(x)	31
Hispanic/Latin(a)(o)(x)	1

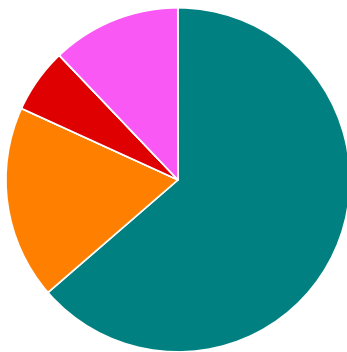
Race

White	21
Black, African American or African	6
Asian	0
American Indian, Alaska Native, or Indigenous	2
Native Hawaiian or Pacific Islander	0
Multiple Races	4

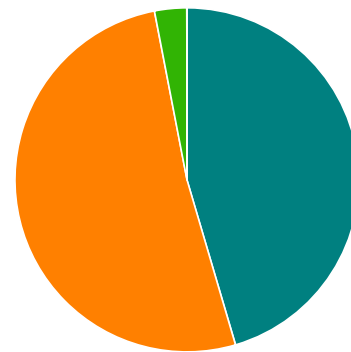
Chronically Homeless

Total Number of Persons	4
-------------------------	---

Race



Gender



■ White
 ■ Black or African American
 ■ Asian
 ■ American Indian
 ■ Native Hawaiian
 ■ Multiple

■ Female
 ■ Male
 ■ Transgender
 ■ A gender other than singularly...
 ■ Questioning

Households with Only Children

Household and Person Breakdown

Total Number of Households	0
Total Number of Children	0

Gender

Female	0
Male	0
Transgender	0
A gender other than singularly female or male (e.g., nonbinary, genderfluid, agender, culturally specific gender)	0
Questioning	0

Ethnicity

Non-Hispanic/Non-Latin(a)(o)(x)	0
Hispanic/Latin(a)(o)(x)	0

Race

White	0
Black, African American or African	0
Asian	0
American Indian, Alaska Native, or Indigenous	0
Native Hawaiian or Pacific Islander	0
Multiple Races	0

Chronically Homeless

Total Number of Persons	0
-------------------------	---

Race

Gender

■ White
 ■ Black or African American
 ■ Asian
■ American Indian
 ■ Native Hawaiian
 ■ Multiple

■ Female
 ■ Male
 ■ Transgender
■ A gender other than singularly...
 ■ Questioning

Veteran Households

Veteran Households with at Least One Adult and One Child

Household and Person Breakdown

Total Number of Households	0
Total Number of Persons	0
Total Number of Veterans	0

Gender

Female	0
Male	0
Transgender	0
A gender other than singularly female or male (e.g., nonbinary, genderfluid, agender, culturally specific gender)	0
Questioning	0

Ethnicity

Non-Hispanic/Non-Latin(a)(o)(x)	0
Hispanic/Latin(a)(o)(x)	0

Race

White	0
Black, African American or African	0
Asian	0
American Indian, Alaska Native, or Indigenous	0
Native Hawaiian or Pacific Islander	0
Multiple Races	0

Chronically Homeless

Total Number of Households	0
Total Number of Persons	0

Race

Gender

■ White
 ■ Black or African American
 ■ Asian
■ American Indian
 ■ Native Hawaiian
 ■ Multiple

■ Female
 ■ Male
 ■ Transgender
■ A gender other than singularly...
 ■ Questioning

Veteran Households without Children

Household and Person Breakdown

Total Number of Households	5
Total Number of Persons	5
Total Number of Veterans	5

Gender

Female	0
Male	5
Transgender	0
A gender other than singularly female or male (e.g., nonbinary, genderfluid, agender, culturally specific gender)	0
Questioning	0

Ethnicity

Non-Hispanic/Non-Latin(a)(o)(x)	5
Hispanic/Latin(a)(o)(x)	0

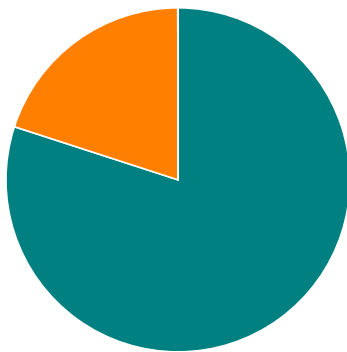
Race

White	4
Black, African American or African	1
Asian	0
American Indian, Alaska Native, or Indigenous	0
Native Hawaiian or Pacific Islander	0
Multiple Races	0

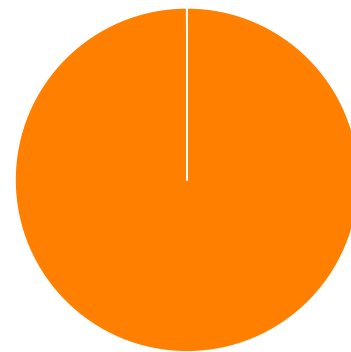
Chronically Homeless

Total Number of Households	1
Total Number of Persons	1

Race



Gender



■ White
 ■ Black or African American
 ■ Asian
 ■ American Indian
 ■ Native Hawaiian
 ■ Multiple

■ Female
 ■ Male
 ■ Transgender
 ■ A gender other than singularly...
 ■ Questioning

Youth Households

Unaccompanied Youth Households

Household and Person Breakdown

Total Number of Unaccompanied Youth Households	4
Total Number of Unaccompanied Youth	4
Total Number of Unaccompanied Youth (under age 18)	0
Total Number of Unaccompanied Youth (18 to 24)	4

Gender

Female	0
Male	3
Transgender	1
A gender other than singularly female or male (e.g., nonbinary, genderfluid, agender, culturally specific gender)	0
Questioning	0

Ethnicity

Non-Hispanic/Non-Latin(a)(o)(x)	3
Hispanic/Latin(a)(o)(x)	1

Race

White	2
Black, African American or African	1
Asian	0
American Indian, Alaska Native, or Indigenous	0
Native Hawaiian or Pacific Islander	0
Multiple Races	1

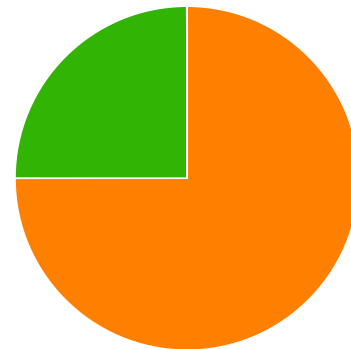
Chronically Homeless

Total Number of Persons	0
-------------------------	---

Race



Gender



■ White
 ■ Black or African American
 ■ Asian
 ■ American Indian
 ■ Native Hawaiian
 ■ Multiple

■ Female
 ■ Male
 ■ Transgender
 ■ A gender other than singularly...
 ■ Questioning

Parenting Youth

Household and Person Breakdown

Total Number of Parenting Youth Households	0
Total Number of Persons in Parenting Youth Households	0
Total Parenting Youth	0
Total Children in Parenting Youth Households	0
Number of Parenting Youth Under 18	0
Children in Households with Parenting Youth Under 18	0
Number of Parenting Youth 18 to 24	0
Children in Households with Parenting Youth 18 to 24	0

Gender

Female	0
Male	0
Transgender	0
A gender other than singularly female or male (e.g., nonbinary, genderfluid, agender, culturally specific gender)	0
Questioning	0

Ethnicity

Non-Hispanic/Non-Latin(a)(o)(x)	0
Hispanic/Latin(a)(o)(x)	0

Race

White	0
Black, African American or African	0
Asian	0
American Indian, Alaska Native, or Indigenous	0
Native Hawaiian or Pacific Islander	0
Multiple Races	0

Chronically Homeless

Total Number of Households	0
Total Number of Persons	0

Race

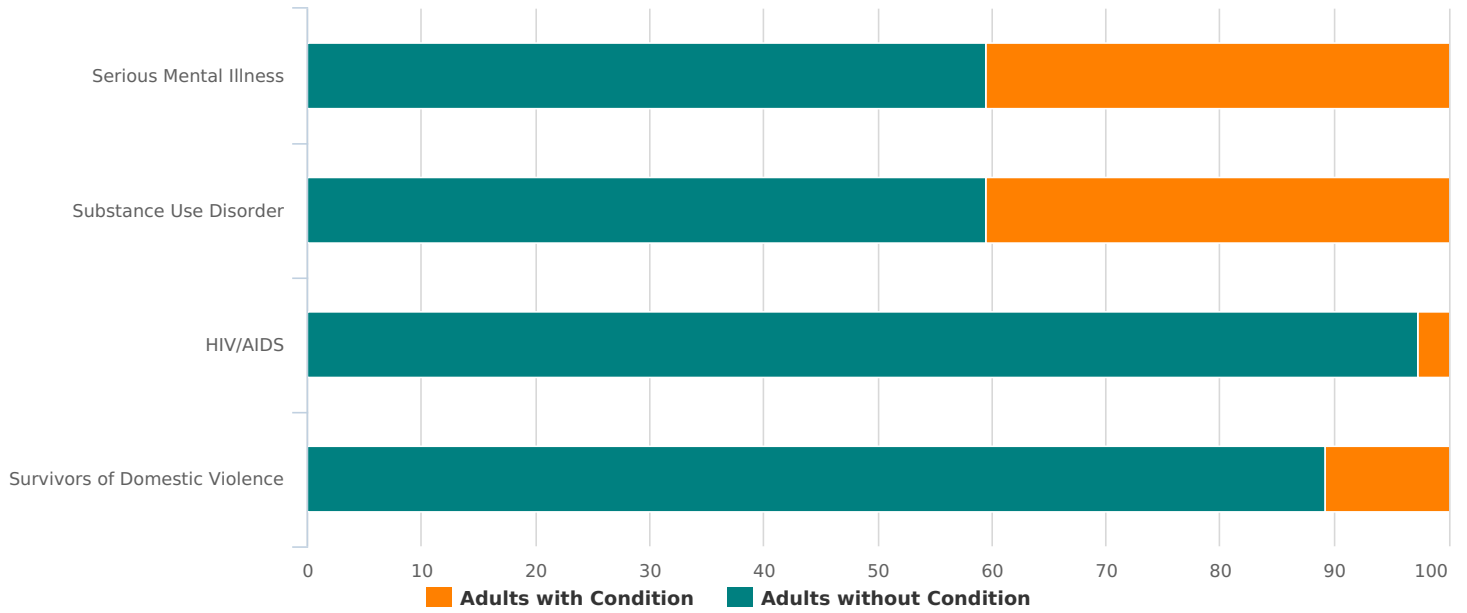
Gender

White Black or African American Asian
American Indian Native Hawaiian Multiple

Female Male Transgender
A gender other than singularly... Questioning

Additional Homeless Populations (Adults Only)

Serious Mental Illness	15
Substance Use Disorder	15
HIV/AIDS	1
Survivors of Domestic Violence (optional)	4



Personal Information

Do you identify as lesbian, gay, bisexual, transgender, and/or queer (LGBTQ+) ?

Yes	4
No	30
Don't Know	2
Refused	0
Total	36

Have you been told or do you believe you have a chronic/ ongoing health condition that affects your ability to support yourself/family or live independently?

Yes	10
No	18
Don't Know	6
Refused	0
Data Not Collected	1
Total	35

Have you been told or do you believe you have a physical disability that affects your ability to support yourself/family or live independently?

Yes	11
No	19
Don't Know	4
Refused	0
Data Not Collected	1
Total	35

Have you been told or do you believe you have a developmental disability?

Yes	6
No	24
Don't Know	3
Refused	0
Data Not Collected	2
Total	35

Experience with Homelessness

Where are you sleeping tonight?

Abandoned building/structure	9
Bus, train station, airport	0
Outdoor encampment	0
Park	0
Street or Sidewalk	0
Under bridge/overpass	0
Vehicle	3
Total	12

Is this the first time you've been homeless?

Yes	17
No	18
Don't Know	1
Refused	0
Total	36

How old were you when you first became homeless?

Under 5 years old	1
5-12 years old	1
13-17 years old	1
18-24 years old	6
25-54 years old	8
55-61 years old	0
62+ years old	0
Total	17

How many months did you stay in shelter or on the streets over the past 3 years?

0 to 3 months	3
4 to 6 months	1
7 to 11 months	1
1 to 2 years	7
2 to 3 years	3
3 years or more	3
Total	18

How many separate times have you stayed in sheltered or on the streets in the past 3 years?

Fewer than 4	16
4 or more times	1
Don't Know	1
Refused	0
Total	18

How many months have you been homeless this time?

0 to 3 months	11
4 to 6 months	6
7 to 11 months	7
1 to 2 years	6
2 to 3 years	2
3 years or more	2
Total	34

Observation Surveys

Number of surveys: 1

Age Range

Under 5 years old	0
5-12 years old	0
13-17 years old	0
18-24 years old	0
25-34 years old	1
35-44 years old	0
45-54 years old	0
55-61 years old	0
62+ years old	0
Total	1

What made you believe the person was experiencing homelessness?

Activity (Panhandling. Sleeping outside. Sleeping in vehicle. Etc.)	0
Appearance (Carrying personal belongings/ clothing that wouldn't protect from the elements)	1
Prior interactions/known to be unhoused	0
They are accessing services for those experiencing homelessness	1
They informed me they are unhoused	1
Total *multiple answers can be selected*	3

Where did you encounter this individual?

Abandoned building/structure	0
Bus, train station, airport	0
Outdoor encampment	0
Park	0
Service Provider (soup kitchen, day shelter, etc.)	1
Street or sidewalk	0
Under bridge/overpass	0
Vehicle	0
Total	1