

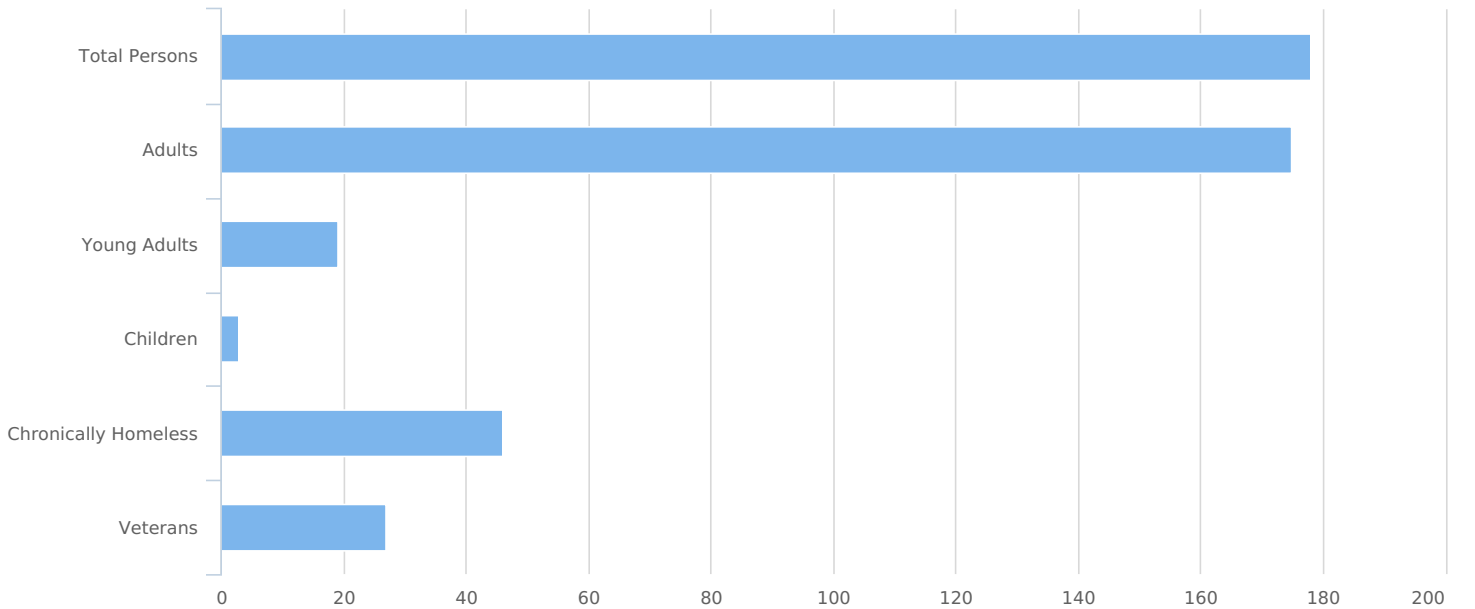
HUD Point in Time Report - Combined

Count:	Texas Balance of State 2022 PIT Count	Geography:	Gregg, Upshur, Marion, Harrison, Panola, Rusk Counties
Created by:	Paredes,Alex	Created on:	04/19/2022 3:12 PM

Summary

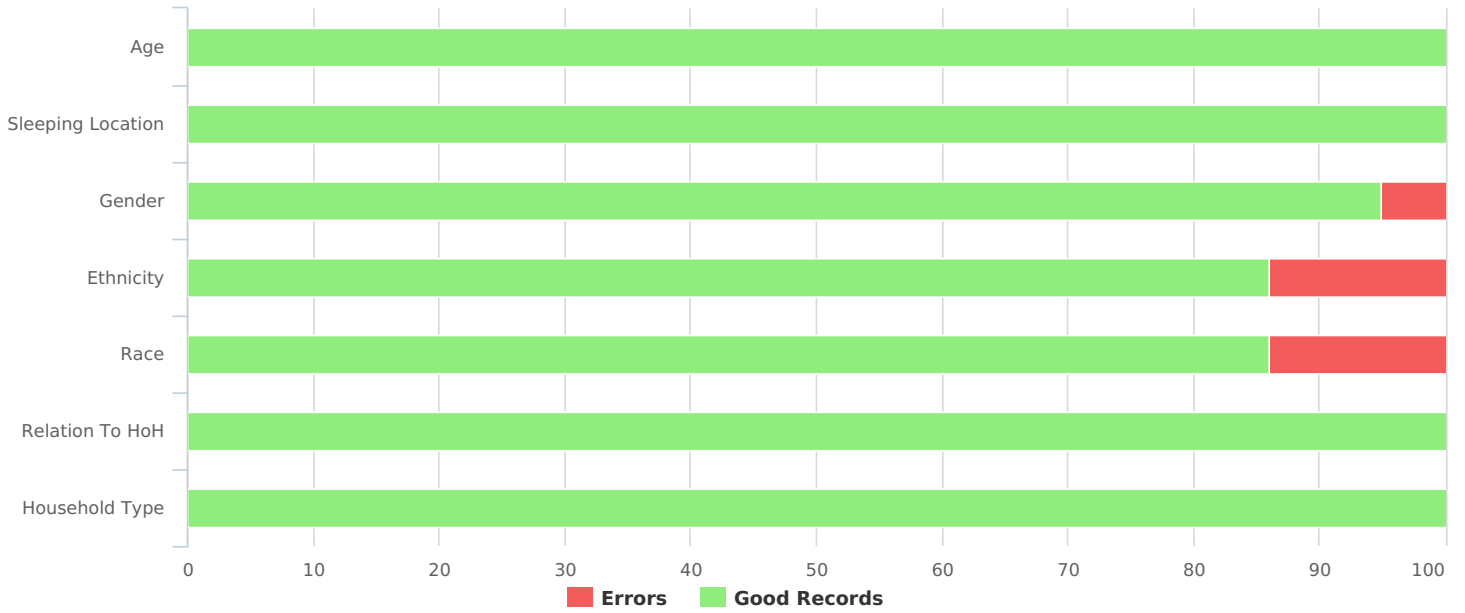


Total Persons	178
Adults (age 18 or older)	175
Young Adults (age 18 to 24)	19
Children (under age 18)	3
Unknown Age	0
Unknown Age - Believe to be Adult	0
Unknown Age - Believe to be Young Adult (18-24)	0
Unknown Age - Believe to be Adult (25+)	0
Unknown Age - Believe to be Child	0
Chronically Homeless	46
Veterans	27



Data Quality Checks

Persons Missing Age Information	0
Persons Missing Sleeping Location	0
Persons Missing Gender	9
Persons Missing Ethnicity	25
Persons Missing Race	25
Persons Missing Relation to HoH	0
Persons with Unknown Household Type	0



All Households

Households with at Least one Adult and One Child

Household and Person Breakdown

Total Number of Households	2
Total Number of Persons	4
Number of Children (under age 18)	2
Number of Young Adults (age 18 to 24)	1
Number of Adults (age 25 or older)	1

Gender

Female	2
Male	2
Transgender	0
A gender other than singularly female or male (e.g., nonbinary, genderfluid, agender, culturally specific gender)	0
Questioning	0

Ethnicity

Non-Hispanic/Non-Latin(a)(o)(x)	3
Hispanic/Latin(a)(o)(x)	1

Race

White	2
Black, African American or African	2
Asian	0
American Indian, Alaska Native, or Indigenous	0
Native Hawaiian or Pacific Islander	0
Multiple Races	0

Chronically Homeless

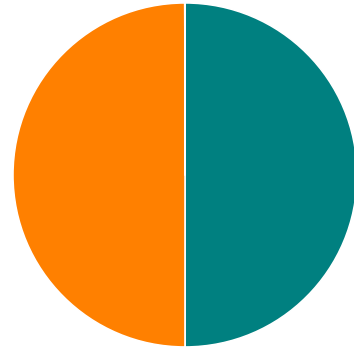
Total Number of Households	0
Total Number of Persons	0

Race



White Black or African American Asian
American Indian Native Hawaiian Multiple

Gender



Female Male Transgender
A gender other than singularly... Questioning

Households without Children

Household and Person Breakdown

Total Number of Households	172
Total Number of Persons	173
Number of Young Adults (age 18 to 24)	18
Number of Adults (age 25 or older)	155

Gender

Female	28
Male	136
Transgender	0
A gender other than singularly female or male (e.g., nonbinary, genderfluid, agender, culturally specific gender)	0
Questioning	0

Ethnicity

Non-Hispanic/Non-Latin(a)(o)(x)	139
Hispanic/Latin(a)(o)(x)	9

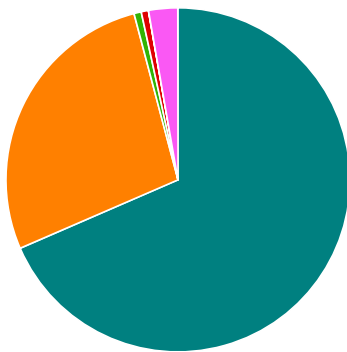
Race

White	100
Black, African American or African	40
Asian	1
American Indian, Alaska Native, or Indigenous	1
Native Hawaiian or Pacific Islander	0
Multiple Races	4

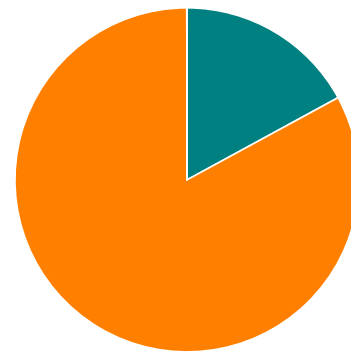
Chronically Homeless

Total Number of Persons	46
-------------------------	----

Race



Gender



■ White
 ■ Black or African American
 ■ Asian
 ■ American Indian
 ■ Native Hawaiian
 ■ Multiple

■ Female
 ■ Male
 ■ Transgender
 ■ A gender other than singularly...
 ■ Questioning

Households with Only Children

Household and Person Breakdown

Total Number of Households	1
Total Number of Children	1

Gender

Female	0
Male	1
Transgender	0
A gender other than singularly female or male (e.g., nonbinary, genderfluid, agender, culturally specific gender)	0
Questioning	0

Ethnicity

Non-Hispanic/Non-Latin(a)(o)(x)	1
Hispanic/Latin(a)(o)(x)	0

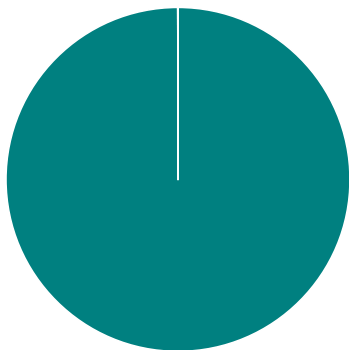
Race

White	1
Black, African American or African	0
Asian	0
American Indian, Alaska Native, or Indigenous	0
Native Hawaiian or Pacific Islander	0
Multiple Races	0

Chronically Homeless

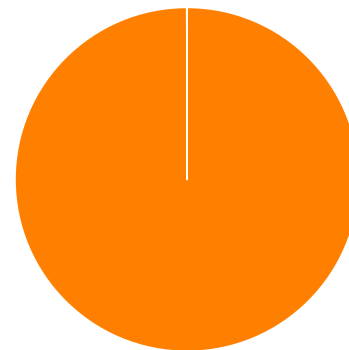
Total Number of Persons	0
-------------------------	---

Race



■ White
 ■ Black or African American
 ■ Asian
■ American Indian
 ■ Native Hawaiian
 ■ Multiple

Gender



■ Female
 ■ Male
 ■ Transgender
■ A gender other than singularly...
 ■ Questioning

Veteran Households

Veteran Households with at Least One Adult and One Child

Household and Person Breakdown

Total Number of Households	0
Total Number of Persons	0
Total Number of Veterans	0

Gender

Female	0
Male	0
Transgender	0
A gender other than singularly female or male (e.g., nonbinary, genderfluid, agender, culturally specific gender)	0
Questioning	0

Ethnicity

Non-Hispanic/Non-Latin(a)(o)(x)	0
Hispanic/Latin(a)(o)(x)	0

Race

White	0
Black, African American or African	0
Asian	0
American Indian, Alaska Native, or Indigenous	0
Native Hawaiian or Pacific Islander	0
Multiple Races	0

Chronically Homeless

Total Number of Households	0
Total Number of Persons	0

Race

Gender

■ White
 ■ Black or African American
 ■ Asian
■ American Indian
 ■ Native Hawaiian
 ■ Multiple

■ Female
 ■ Male
 ■ Transgender
■ A gender other than singularly...
 ■ Questioning

Veteran Households without Children

Household and Person Breakdown

Total Number of Households	27
Total Number of Persons	27
Total Number of Veterans	27

Gender

Female	1
Male	26
Transgender	0
A gender other than singularly female or male (e.g., nonbinary, genderfluid, agender, culturally specific gender)	0
Questioning	0

Ethnicity

Non-Hispanic/Non-Latin(a)(o)(x)	22
Hispanic/Latin(a)(o)(x)	1

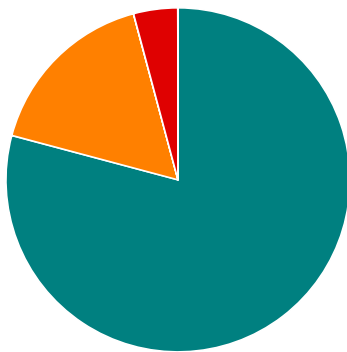
Race

White	19
Black, African American or African	4
Asian	0
American Indian, Alaska Native, or Indigenous	1
Native Hawaiian or Pacific Islander	0
Multiple Races	0

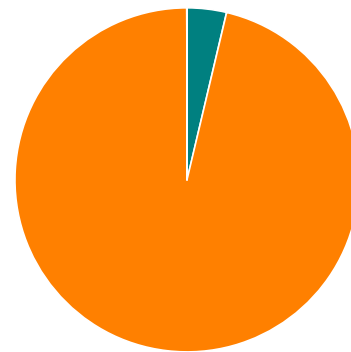
Chronically Homeless

Total Number of Households	11
Total Number of Persons	11

Race



Gender



■ White
 ■ Black or African American
 ■ Asian
■ American Indian
 ■ Native Hawaiian
 ■ Multiple

■ Female
 ■ Male
 ■ Transgender
■ A gender other than singularly...
 ■ Questioning

Youth Households

Unaccompanied Youth Households

Household and Person Breakdown

Total Number of Unaccompanied Youth Households	19
Total Number of Unaccompanied Youth	19
Total Number of Unaccompanied Youth (under age 18)	1
Total Number of Unaccompanied Youth (18 to 24)	18

Gender

Female	1
Male	17
Transgender	0
A gender other than singularly female or male (e.g., nonbinary, genderfluid, agender, culturally specific gender)	0
Questioning	0

Ethnicity

Non-Hispanic/Non-Latin(a)(o)(x)	14
Hispanic/Latin(a)(o)(x)	1

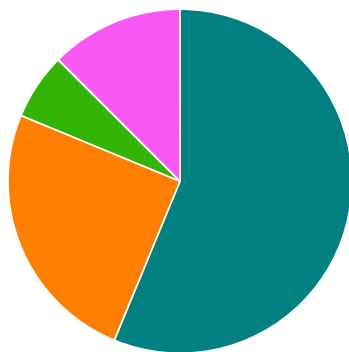
Race

White	9
Black, African American or African	4
Asian	1
American Indian, Alaska Native, or Indigenous	0
Native Hawaiian or Pacific Islander	0
Multiple Races	2

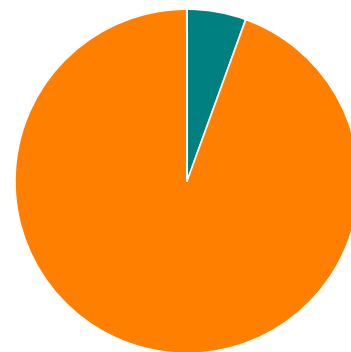
Chronically Homeless

Total Number of Persons	0
-------------------------	---

Race



Gender



■ White
 ■ Black or African American
 ■ Asian
 ■ American Indian
 ■ Native Hawaiian
 ■ Multiple

■ Female
 ■ Male
 ■ Transgender
 ■ A gender other than singularly...
 ■ Questioning

Parenting Youth

Household and Person Breakdown

Total Number of Parenting Youth Households	1
Total Number of Persons in Parenting Youth Households	2
Total Parenting Youth	1
Total Children in Parenting Youth Households	1
Number of Parenting Youth Under 18	0
Children in Households with Parenting Youth Under 18	0
Number of Parenting Youth 18 to 24	1
Children in Households with Parenting Youth 18 to 24	1

Gender

Female	1
Male	0
Transgender	0
A gender other than singularly female or male (e.g., nonbinary, genderfluid, agender, culturally specific gender)	0
Questioning	0

Ethnicity

Non-Hispanic/Non-Latin(a)(o)(x)	0
Hispanic/Latin(a)(o)(x)	1

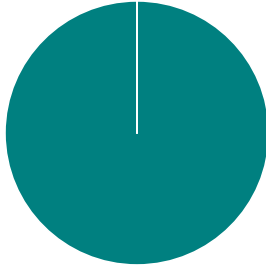
Race

White	1
Black, African American or African	0
Asian	0
American Indian, Alaska Native, or Indigenous	0
Native Hawaiian or Pacific Islander	0
Multiple Races	0

Chronically Homeless

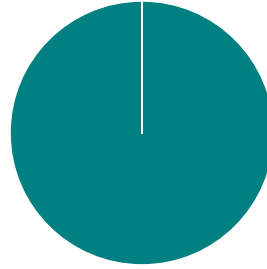
Total Number of Households	0
Total Number of Persons	0

Race



White Black or African American Asian
American Indian Native Hawaiian Multiple

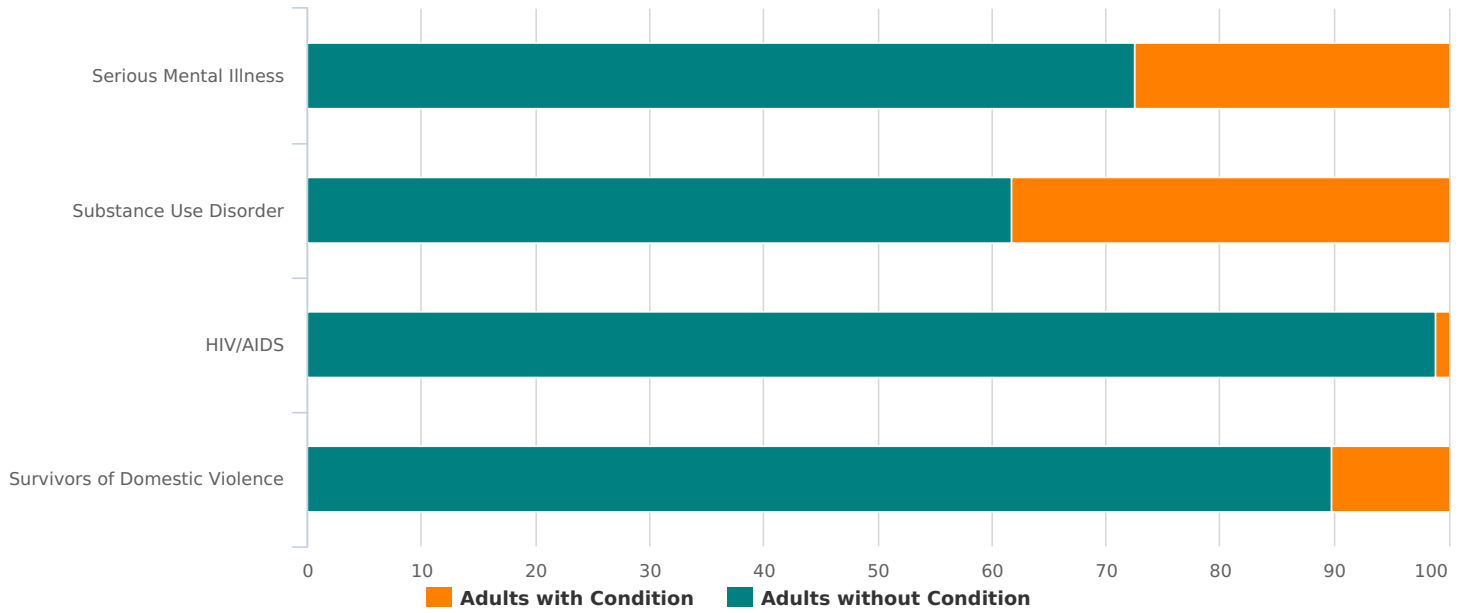
Gender



Female Male Transgender
A gender other than singularly... Questioning

Additional Homeless Populations (Adults Only)

Serious Mental Illness	48
Substance Use Disorder	67
HIV/AIDS	2
Survivors of Domestic Violence (optional)	18



Personal Information

Do you identify as lesbian, gay, bisexual, transgender, and/or queer (LGBTQ+) ?

Yes	4
No	147
Don't Know	3
Refused	0
Total	154

Have you been told or do you believe you have a chronic/ ongoing health condition that affects your ability to support yourself/family or live independently?

Yes	44
No	99
Don't Know	2
Refused	0
Data Not Collected	1
Total	146

Have you been told or do you believe you have a physical disability that affects your ability to support yourself/family or live independently?

Yes	43
No	101
Don't Know	2
Refused	0
Data Not Collected	1
Total	147

Have you been told or do you believe you have a developmental disability?

Yes	26
No	115
Don't Know	5
Refused	0
Data Not Collected	1
Total	147

Experience with Homelessness

Where are you sleeping tonight?

Abandoned building/structure	7
Bus, train station, airport	0
Outdoor encampment	5
Park	1
Street or Sidewalk	2
Under bridge/overpass	1
Vehicle	1
Total	17

Is this the first time you've been homeless?

Yes	94
No	57
Don't Know	3
Refused	0
Total	154

How old were you when you first became homeless?

Under 5 years old	0
5-12 years old	3
13-17 years old	6
18-24 years old	11
25-54 years old	29
55-61 years old	7
62+ years old	0
Total	56

How many months did you stay in shelter or on the streets over the past 3 years?

0 to 3 months	13
4 to 6 months	14
7 to 11 months	7
1 to 2 years	13
2 to 3 years	3
3 years or more	9
Total	59

How many separate times have you stayed in sheltered or on the streets in the past 3 years?

Fewer than 4	41
4 or more times	13
Don't Know	3
Refused	1
Total	58

How many months have you been homeless this time?

0 to 3 months	56
4 to 6 months	25
7 to 11 months	22
1 to 2 years	26
2 to 3 years	9
3 years or more	15
Total	153

Observation Surveys

Number of surveys: **9**

Age Range

Under 5 years old	0
5-12 years old	0
13-17 years old	0
18-24 years old	1
25-34 years old	0
35-44 years old	3
45-54 years old	3
55-61 years old	1
62+ years old	1
Total	9

What made you believe the person was experiencing homelessness?

Activity (Panhandling. Sleeping outside. Sleeping in vehicle. Etc.)	1
Appearance (Carrying personal belongings/ clothing that wouldn't protect from the elements)	4
Prior interactions/known to be unhoused	4
They are accessing services for those experiencing homelessness	7
They informed me they are unhoused	3
Total *multiple answers can be selected*	19

Where did you encounter this individual?

Abandoned building/structure	0
Bus, train station, airport	0
Outdoor encampment	0
Park	1
Service Provider (soup kitchen, day shelter, etc.)	3
Street or sidewalk	5
Under bridge/overpass	0
Vehicle	0
Total	9