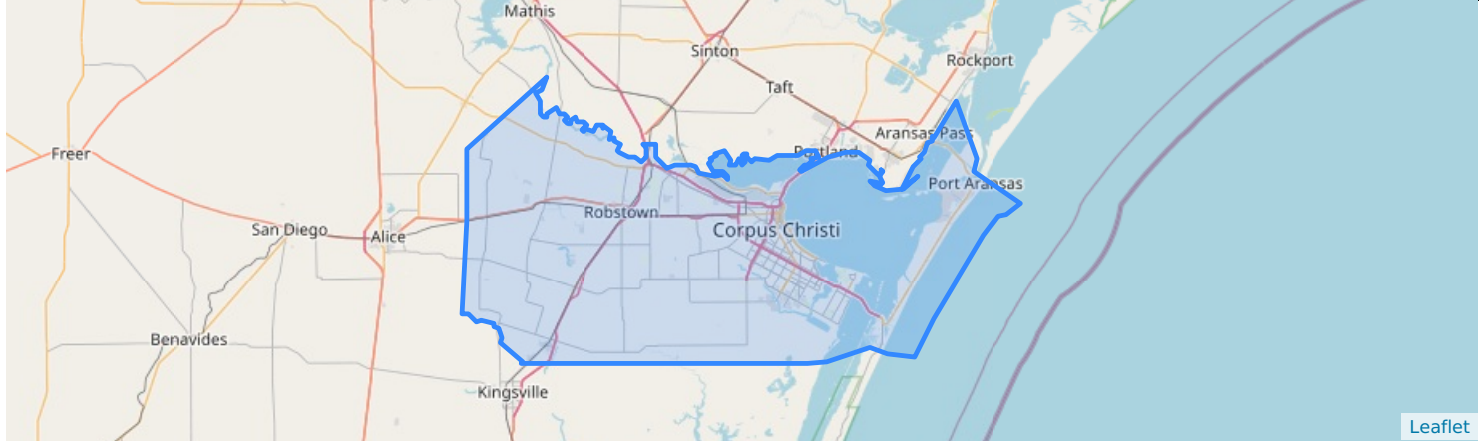


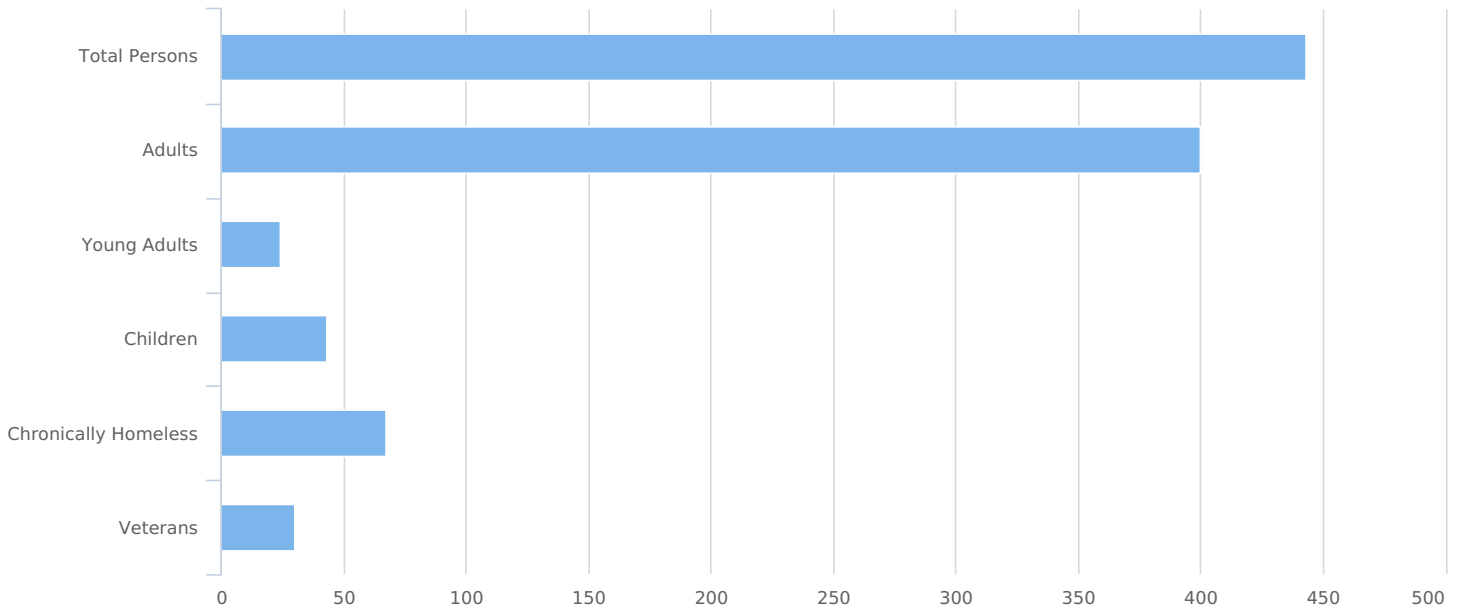
HUD Point in Time Report - Combined

Count:	Texas Balance of State 2022 PIT Count	Geography:	Nueces
Created by:	Paredes,Alex	Created on:	04/19/2022 1:31 PM

Summary

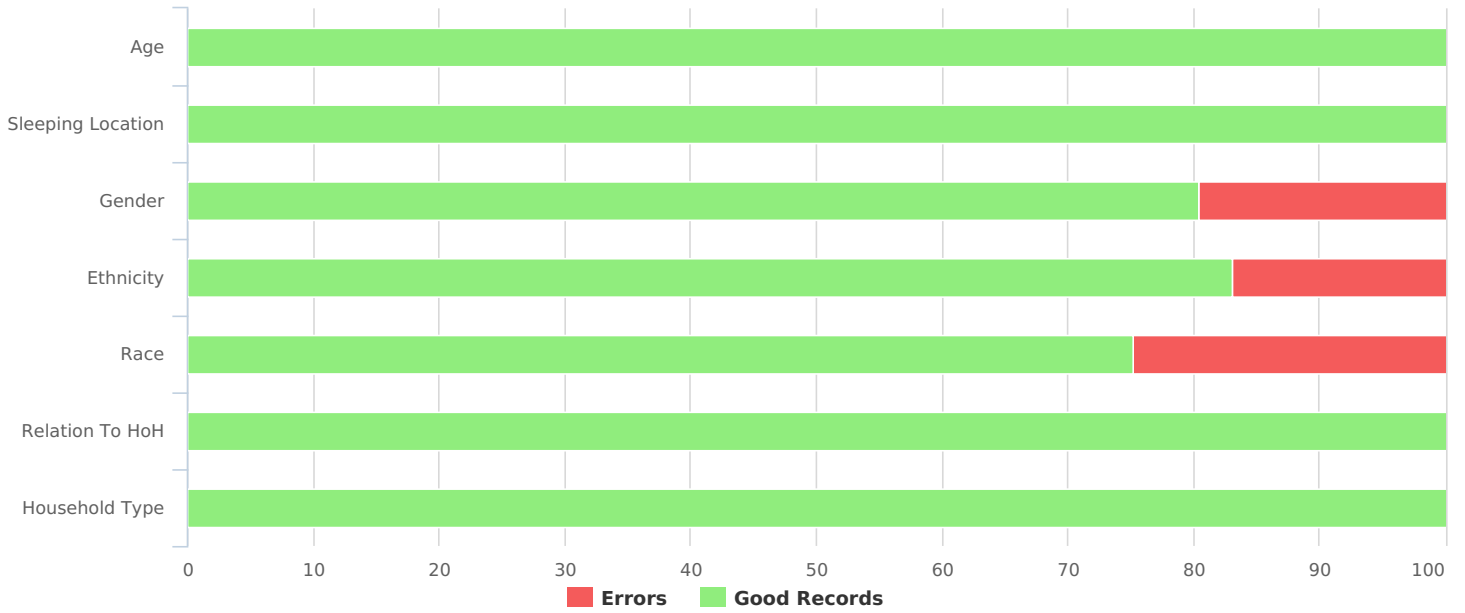


Total Persons	443
Adults (age 18 or older)	400
Young Adults (age 18 to 24)	24
Children (under age 18)	43
Unknown Age	0
Unknown Age - Believe to be Adult	0
Unknown Age - Believe to be Young Adult (18-24)	0
Unknown Age - Believe to be Adult (25+)	0
Unknown Age - Believe to be Child	0
Chronically Homeless	67
Veterans	30



Data Quality Checks

Persons Missing Age Information	0
Persons Missing Sleeping Location	0
Persons Missing Gender	87
Persons Missing Ethnicity	75
Persons Missing Race	110
Persons Missing Relation to HoH	0
Persons with Unknown Household Type	0



All Households

Households with at Least one Adult and One Child

Household and Person Breakdown

Total Number of Households	24
Total Number of Persons	73
Number of Children (under age 18)	43
Number of Young Adults (age 18 to 24)	5
Number of Adults (age 25 or older)	25

Gender

Female	38
Male	30
Transgender	0
A gender other than singularly female or male (e.g., nonbinary, genderfluid, agender, culturally specific gender)	1
Questioning	0

Ethnicity

Non-Hispanic/Non-Latin(a)(o)(x)	26
Hispanic/Latin(a)(o)(x)	41

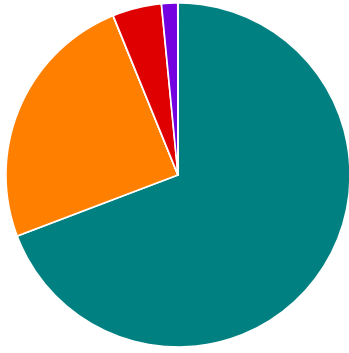
Race

White	45
Black, African American or African	16
Asian	0
American Indian, Alaska Native, or Indigenous	3
Native Hawaiian or Pacific Islander	1
Multiple Races	0

Chronically Homeless

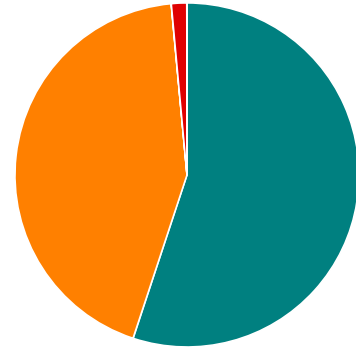
Total Number of Households	6
Total Number of Persons	15

Race



White Black or African American Asian
American Indian Native Hawaiian Multiple

Gender



Female Male Transgender
A gender other than singularly... Questioning

Households without Children

Household and Person Breakdown

Total Number of Households	360
Total Number of Persons	370
Number of Young Adults (age 18 to 24)	19
Number of Adults (age 25 or older)	351

Gender

Female	77
Male	209
Transgender	0
A gender other than singularly female or male (e.g., nonbinary, genderfluid, agender, culturally specific gender)	0
Questioning	1

Ethnicity

Non-Hispanic/Non-Latin(a)(o)(x)	157
Hispanic/Latin(a)(o)(x)	115

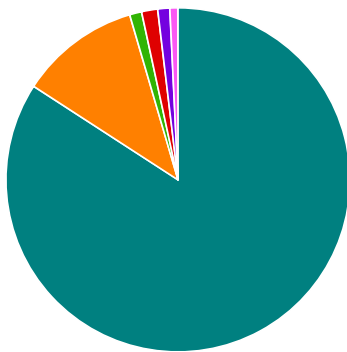
Race

White	223
Black, African American or African	30
Asian	3
American Indian, Alaska Native, or Indigenous	4
Native Hawaiian or Pacific Islander	3
Multiple Races	2

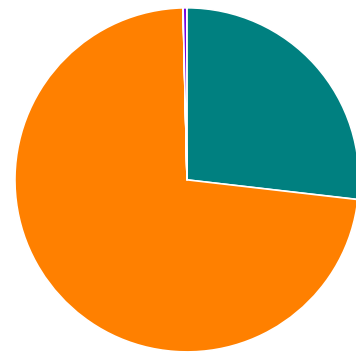
Chronically Homeless

Total Number of Persons	52
-------------------------	----

Race



Gender



■ White
 ■ Black or African American
 ■ Asian
 ■ American Indian
 ■ Native Hawaiian
 ■ Multiple

■ Female
 ■ Male
 ■ Transgender
 ■ A gender other than singularly...
 ■ Questioning

Households with Only Children

Household and Person Breakdown

Total Number of Households	0
Total Number of Children	0

Gender

Female	0
Male	0
Transgender	0
A gender other than singularly female or male (e.g., nonbinary, genderfluid, agender, culturally specific gender)	0
Questioning	0

Ethnicity

Non-Hispanic/Non-Latin(a)(o)(x)	0
Hispanic/Latin(a)(o)(x)	0

Race

White	0
Black, African American or African	0
Asian	0
American Indian, Alaska Native, or Indigenous	0
Native Hawaiian or Pacific Islander	0
Multiple Races	0

Chronically Homeless

Total Number of Persons	0
-------------------------	---

Race

Gender

■ White
 ■ Black or African American
 ■ Asian
■ American Indian
 ■ Native Hawaiian
 ■ Multiple

■ Female
 ■ Male
 ■ Transgender
■ A gender other than singularly...
 ■ Questioning

Veteran Households

Veteran Households with at Least One Adult and One Child

Household and Person Breakdown

Total Number of Households	1
Total Number of Persons	3
Total Number of Veterans	1

Gender

Female	0
Male	1
Transgender	0
A gender other than singularly female or male (e.g., nonbinary, genderfluid, agender, culturally specific gender)	0
Questioning	0

Ethnicity

Non-Hispanic/Non-Latin(a)(o)(x)	0
Hispanic/Latin(a)(o)(x)	1

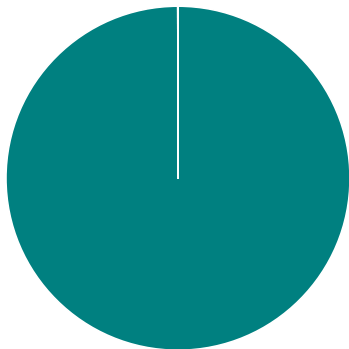
Race

White	1
Black, African American or African	0
Asian	0
American Indian, Alaska Native, or Indigenous	0
Native Hawaiian or Pacific Islander	0
Multiple Races	0

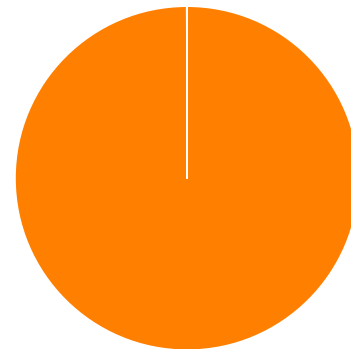
Chronically Homeless

Total Number of Households	0
Total Number of Persons	0

Race



Gender



■ White
 ■ Black or African American
 ■ Asian
■ American Indian
 ■ Native Hawaiian
 ■ Multiple

■ Female
 ■ Male
 ■ Transgender
■ A gender other than singularly...
 ■ Questioning

Veteran Households without Children

Household and Person Breakdown

Total Number of Households	29
Total Number of Persons	30
Total Number of Veterans	29

Gender

Female	3
Male	25
Transgender	0
A gender other than singularly female or male (e.g., nonbinary, genderfluid, agender, culturally specific gender)	0
Questioning	0

Ethnicity

Non-Hispanic/Non-Latin(a)(o)(x)	18
Hispanic/Latin(a)(o)(x)	8

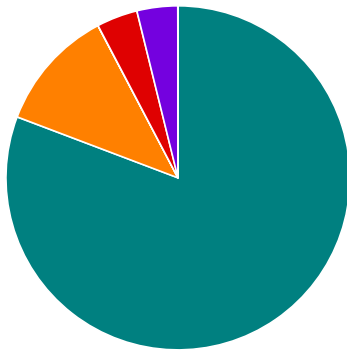
Race

White	21
Black, African American or African	3
Asian	0
American Indian, Alaska Native, or Indigenous	1
Native Hawaiian or Pacific Islander	1
Multiple Races	0

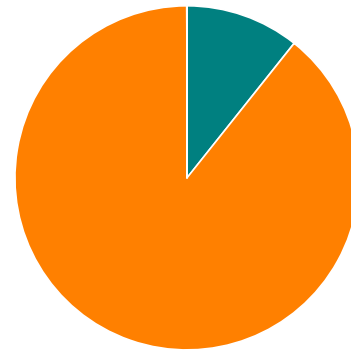
Chronically Homeless

Total Number of Households	11
Total Number of Persons	12

Race



Gender



■ White
 ■ Black or African American
 ■ Asian
 ■ American Indian
 ■ Native Hawaiian
 ■ Multiple

■ Female
 ■ Male
 ■ Transgender
 ■ A gender other than singularly...
 ■ Questioning

Youth Households

Unaccompanied Youth Households

Household and Person Breakdown

Total Number of Unaccompanied Youth Households	19
Total Number of Unaccompanied Youth	19
Total Number of Unaccompanied Youth (under age 18)	0
Total Number of Unaccompanied Youth (18 to 24)	19

Gender

Female	11
Male	7
Transgender	0
A gender other than singularly female or male (e.g., nonbinary, genderfluid, agender, culturally specific gender)	0
Questioning	0

Ethnicity

Non-Hispanic/Non-Latin(a)(o)(x)	7
Hispanic/Latin(a)(o)(x)	9

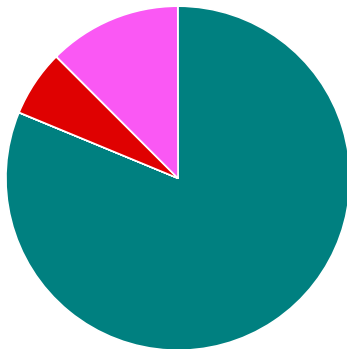
Race

White	13
Black, African American or African	0
Asian	0
American Indian, Alaska Native, or Indigenous	1
Native Hawaiian or Pacific Islander	0
Multiple Races	2

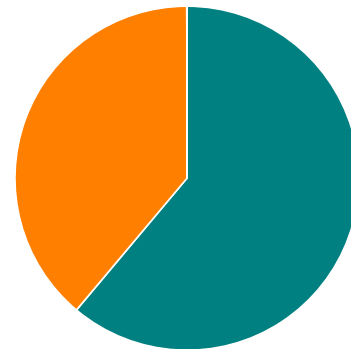
Chronically Homeless

Total Number of Persons	2
-------------------------	---

Race



Gender



■ White
 ■ Black or African American
 ■ Asian
 ■ American Indian
 ■ Native Hawaiian
 ■ Multiple

■ Female
 ■ Male
 ■ Transgender
 ■ A gender other than singularly...
 ■ Questioning

Parenting Youth

Household and Person Breakdown

Total Number of Parenting Youth Households	3
Total Number of Persons in Parenting Youth Households	7
Total Parenting Youth	3
Total Children in Parenting Youth Households	4
Number of Parenting Youth Under 18	0
Children in Households with Parenting Youth Under 18	0
Number of Parenting Youth 18 to 24	3
Children in Households with Parenting Youth 18 to 24	4

Gender

Female	2
Male	1
Transgender	0
A gender other than singularly female or male (e.g., nonbinary, genderfluid, agender, culturally specific gender)	0
Questioning	0

Ethnicity

Non-Hispanic/Non-Latin(a)(o)(x)	1
Hispanic/Latin(a)(o)(x)	2

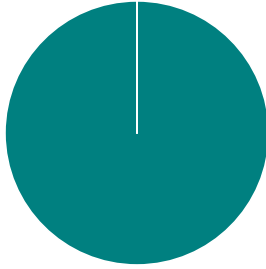
Race

White	3
Black, African American or African	0
Asian	0
American Indian, Alaska Native, or Indigenous	0
Native Hawaiian or Pacific Islander	0
Multiple Races	0

Chronically Homeless

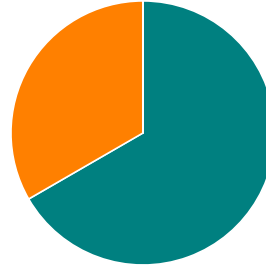
Total Number of Households	0
Total Number of Persons	0

Race



White Black or African American Asian
American Indian Native Hawaiian Multiple

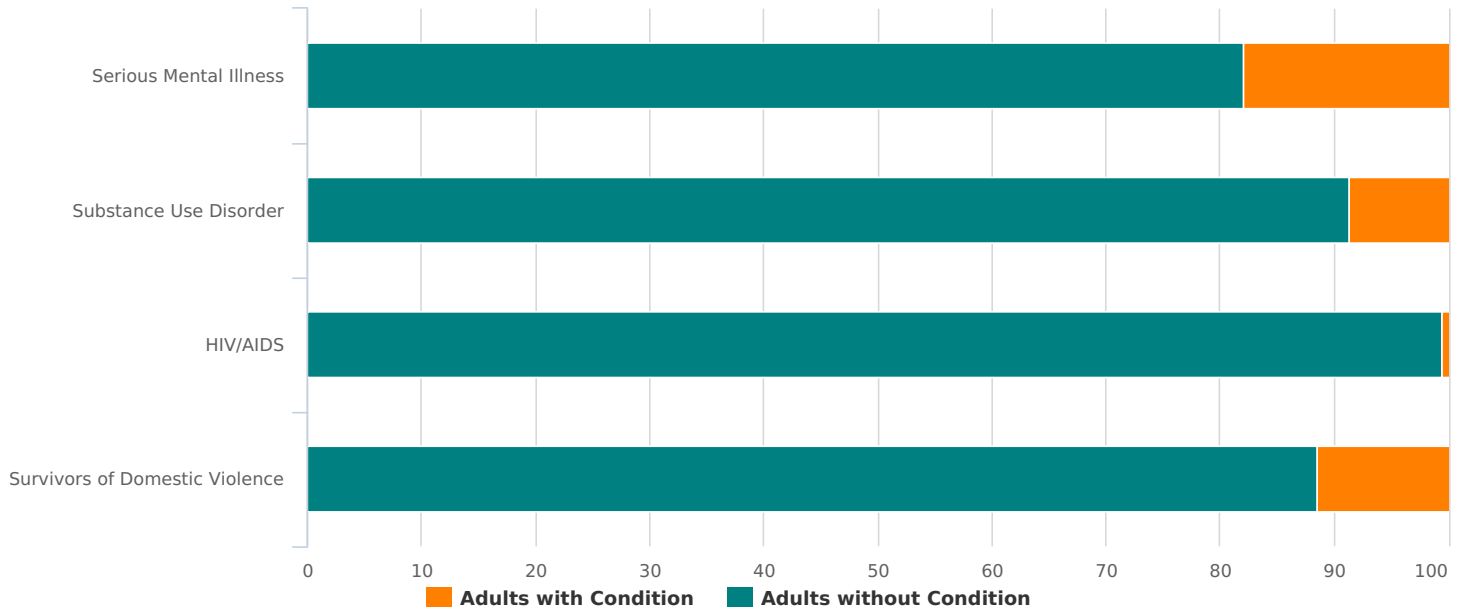
Gender



Female Male Transgender
A gender other than singularly... Questioning

Additional Homeless Populations (Adults Only)

Serious Mental Illness	72
Substance Use Disorder	35
HIV/AIDS	2
Survivors of Domestic Violence (optional)	46



Personal Information

Do you identify as lesbian, gay, bisexual, transgender, and/or queer (LGBTQ+) ?

Yes	7
No	291
Don't Know	4
Refused	33
Total	335

Have you been told or do you believe you have a chronic/ ongoing health condition that affects your ability to support yourself/family or live independently?

Yes	54
No	235
Don't Know	1
Refused	25
Data Not Collected	18
Total	333

Have you been told or do you believe you have a physical disability that affects your ability to support yourself/family or live independently?

Yes	53
No	236
Don't Know	2
Refused	26
Data Not Collected	17
Total	334

Have you been told or do you believe you have a developmental disability?

Yes	32
No	253
Don't Know	4
Refused	29
Data Not Collected	16
Total	334

Experience with Homelessness

Where are you sleeping tonight?

Abandoned building/structure	4
Bus, train station, airport	7
Outdoor encampment	29
Park	19
Street or Sidewalk	80
Under bridge/overpass	16
Vehicle	3
Total	158

Is this the first time you've been homeless?

Yes	110
No	172
Don't Know	15
Refused	30
Total	327

How old were you when you first became homeless?

Under 5 years old	1
5-12 years old	2
13-17 years old	11
18-24 years old	25
25-54 years old	102
55-61 years old	21
62+ years old	3
Total	165

How many months did you stay in shelter or on the streets over the past 3 years?

0 to 3 months	34
4 to 6 months	14
7 to 11 months	8
1 to 2 years	38
2 to 3 years	1
3 years or more	81
Total	176

How many separate times have you stayed in sheltered or on the streets in the past 3 years?

Fewer than 4	112
4 or more times	52
Don't Know	8
Refused	34
Total	206

How many months have you been homeless this time?

0 to 3 months	78
4 to 6 months	47
7 to 11 months	16
1 to 2 years	46
2 to 3 years	1
3 years or more	102
Total	290

Observation Surveys

Number of surveys: 28

Age Range

Under 5 years old	0
5-12 years old	0
13-17 years old	0
18-24 years old	1
25-34 years old	4
35-44 years old	4
45-54 years old	10
55-61 years old	8
62+ years old	1
Total	28

What made you believe the person was experiencing homelessness?

Activity (Panhandling. Sleeping outside. Sleeping in vehicle. Etc.)	13
Appearance (Carrying personal belongings/ clothing that wouldn't protect from the elements)	14
Prior interactions/known to be unhoused	4
They are accessing services for those experiencing homelessness	0
They informed me they are unhoused	5
Total *multiple answers can be selected*	36

Where did you encounter this individual?

Abandoned building/structure	2
Bus, train station, airport	0
Outdoor encampment	5
Park	1
Service Provider (soup kitchen, day shelter, etc.)	1
Street or sidewalk	11
Under bridge/overpass	7
Vehicle	1
Total	28