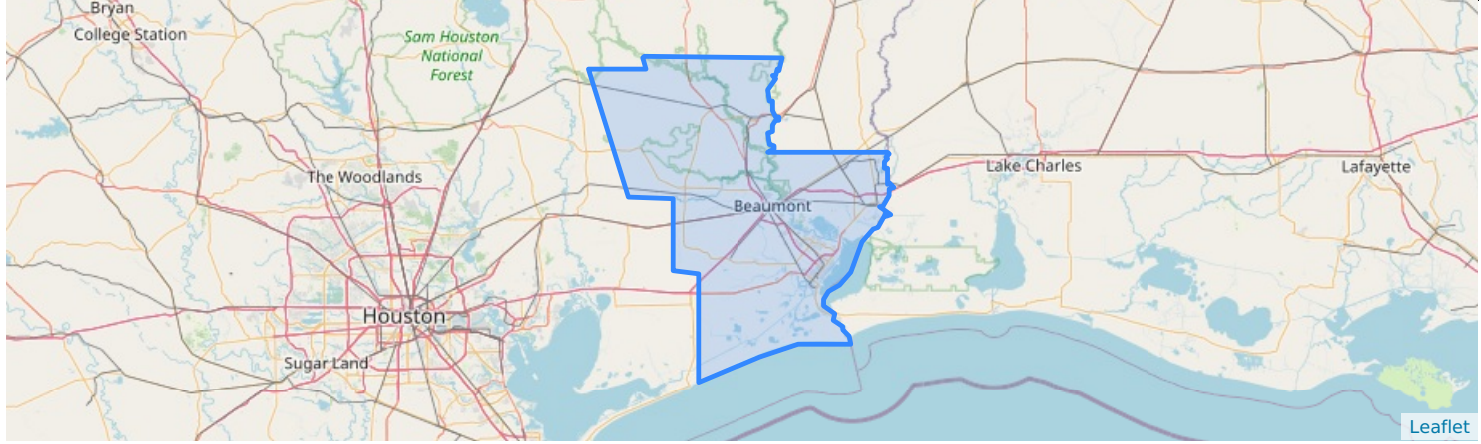


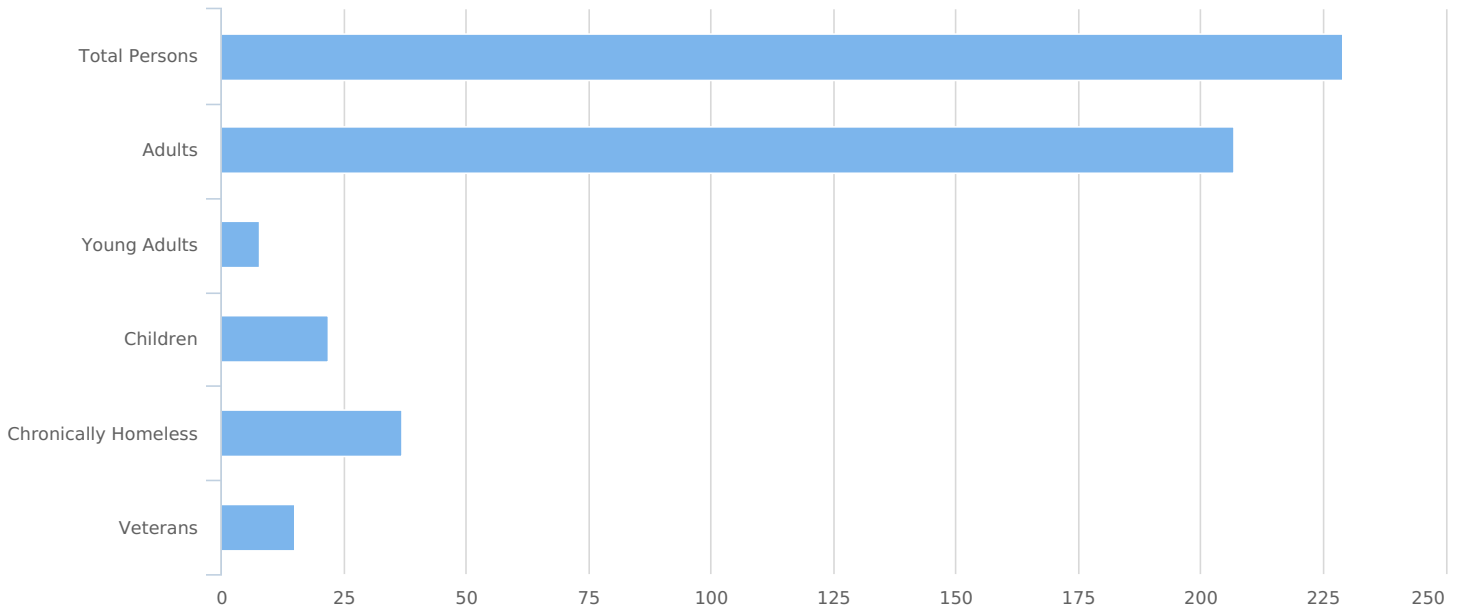
HUD Point in Time Report - Combined

Count:	Texas Balance of State 2022 PIT Count	Geography:	Jefferson, Hardin, Orange Counties
Created by:	Paredes,Alex	Created on:	04/19/2022 3:15 PM

Summary

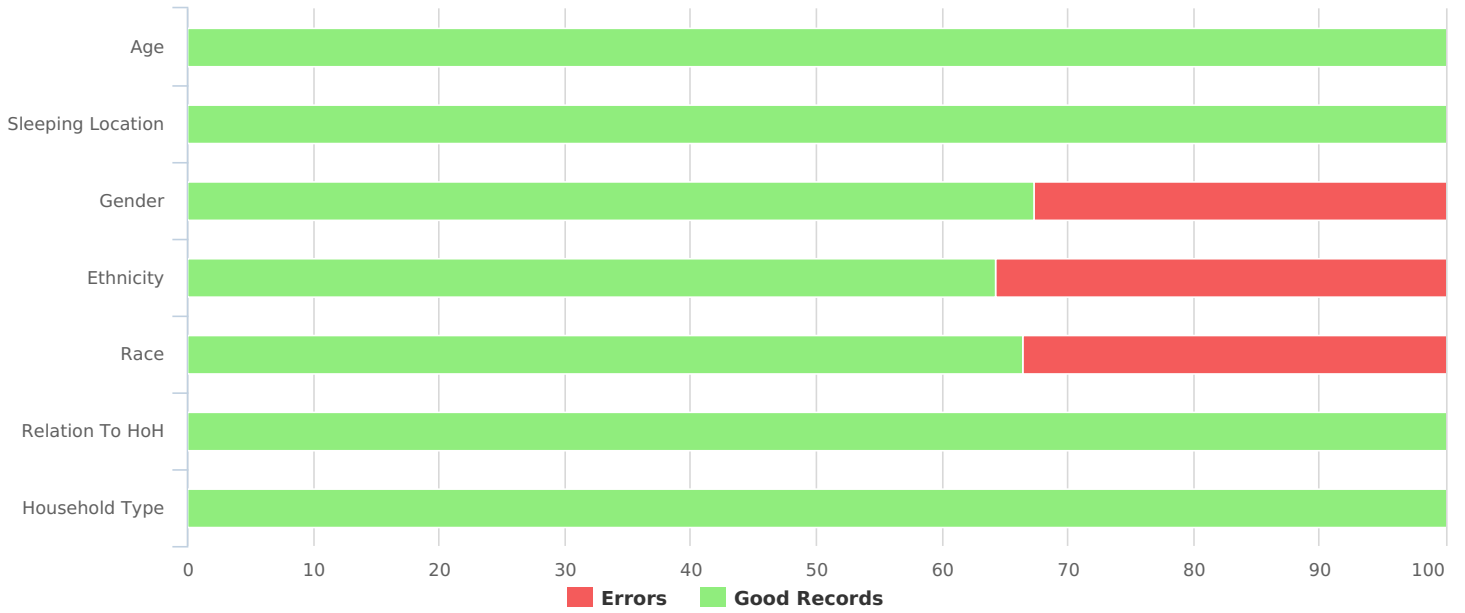


Total Persons	229
Adults (age 18 or older)	207
Young Adults (age 18 to 24)	8
Children (under age 18)	22
Unknown Age	0
Unknown Age - Believe to be Adult	0
Unknown Age - Believe to be Young Adult (18-24)	0
Unknown Age - Believe to be Adult (25+)	0
Unknown Age - Believe to be Child	0
Chronically Homeless	37
Veterans	15



Data Quality Checks

Persons Missing Age Information	0
Persons Missing Sleeping Location	0
Persons Missing Gender	75
Persons Missing Ethnicity	82
Persons Missing Race	77
Persons Missing Relation to HoH	0
Persons with Unknown Household Type	0



All Households

Households with at Least one Adult and One Child

Household and Person Breakdown

Total Number of Households	13
Total Number of Persons	36
Number of Children (under age 18)	22
Number of Young Adults (age 18 to 24)	2
Number of Adults (age 25 or older)	12

Gender

Female	20
Male	12
Transgender	0
A gender other than singularly female or male (e.g., nonbinary, genderfluid, agender, culturally specific gender)	0
Questioning	0

Ethnicity

Non-Hispanic/Non-Latin(a)(o)(x)	19
Hispanic/Latin(a)(o)(x)	10

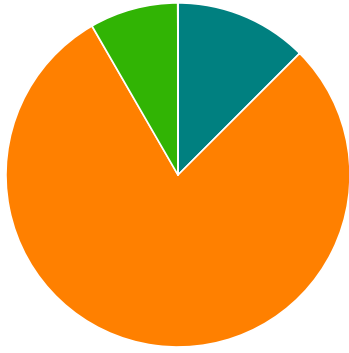
Race

White	3
Black, African American or African	19
Asian	2
American Indian, Alaska Native, or Indigenous	0
Native Hawaiian or Pacific Islander	0
Multiple Races	0

Chronically Homeless

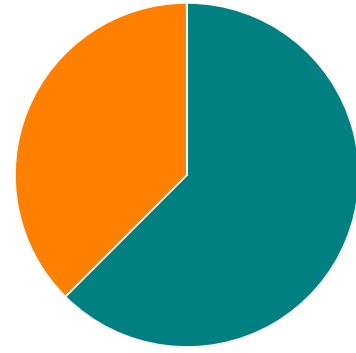
Total Number of Households	0
Total Number of Persons	0

Race



White Black or African American Asian
American Indian Native Hawaiian Multiple

Gender



Female Male Transgender
A gender other than singularly... Questioning

Households without Children

Household and Person Breakdown

Total Number of Households	178
Total Number of Persons	193
Number of Young Adults (age 18 to 24)	6
Number of Adults (age 25 or older)	187

Gender

Female	32
Male	90
Transgender	0
A gender other than singularly female or male (e.g., nonbinary, genderfluid, agender, culturally specific gender)	0
Questioning	0

Ethnicity

Non-Hispanic/Non-Latin(a)(o)(x)	102
Hispanic/Latin(a)(o)(x)	7

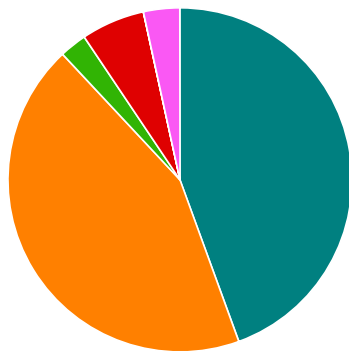
Race

White	52
Black, African American or African	51
Asian	3
American Indian, Alaska Native, or Indigenous	7
Native Hawaiian or Pacific Islander	0
Multiple Races	4

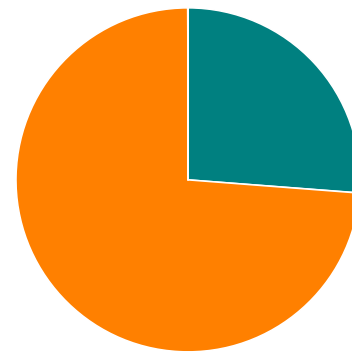
Chronically Homeless

Total Number of Persons	37
-------------------------	----

Race



Gender



■ White
 ■ Black or African American
 ■ Asian
 ■ American Indian
 ■ Native Hawaiian
 ■ Multiple

■ Female
 ■ Male
 ■ Transgender
 ■ A gender other than singularly...
 ■ Questioning

Households with Only Children

Household and Person Breakdown

Total Number of Households	0
Total Number of Children	0

Gender

Female	0
Male	0
Transgender	0
A gender other than singularly female or male (e.g., nonbinary, genderfluid, agender, culturally specific gender)	0
Questioning	0

Ethnicity

Non-Hispanic/Non-Latin(a)(o)(x)	0
Hispanic/Latin(a)(o)(x)	0

Race

White	0
Black, African American or African	0
Asian	0
American Indian, Alaska Native, or Indigenous	0
Native Hawaiian or Pacific Islander	0
Multiple Races	0

Chronically Homeless

Total Number of Persons	0
-------------------------	---

Race

Gender

■ White
 ■ Black or African American
 ■ Asian
■ American Indian
 ■ Native Hawaiian
 ■ Multiple

■ Female
 ■ Male
 ■ Transgender
■ A gender other than singularly...
 ■ Questioning

Veteran Households

Veteran Households with at Least One Adult and One Child

Household and Person Breakdown

Total Number of Households	0
Total Number of Persons	0
Total Number of Veterans	0

Gender

Female	0
Male	0
Transgender	0
A gender other than singularly female or male (e.g., nonbinary, genderfluid, agender, culturally specific gender)	0
Questioning	0

Ethnicity

Non-Hispanic/Non-Latin(a)(o)(x)	0
Hispanic/Latin(a)(o)(x)	0

Race

White	0
Black, African American or African	0
Asian	0
American Indian, Alaska Native, or Indigenous	0
Native Hawaiian or Pacific Islander	0
Multiple Races	0

Chronically Homeless

Total Number of Households	0
Total Number of Persons	0

Race

Gender

■ White
 ■ Black or African American
 ■ Asian
■ American Indian
 ■ Native Hawaiian
 ■ Multiple

■ Female
 ■ Male
 ■ Transgender
■ A gender other than singularly...
 ■ Questioning

Veteran Households without Children

Household and Person Breakdown

Total Number of Households	15
Total Number of Persons	18
Total Number of Veterans	15

Gender

Female	1
Male	14
Transgender	0
A gender other than singularly female or male (e.g., nonbinary, genderfluid, agender, culturally specific gender)	0
Questioning	0

Ethnicity

Non-Hispanic/Non-Latin(a)(o)(x)	13
Hispanic/Latin(a)(o)(x)	2

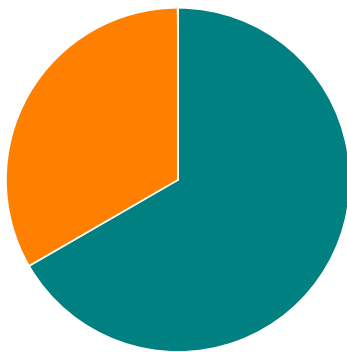
Race

White	8
Black, African American or African	4
Asian	0
American Indian, Alaska Native, or Indigenous	0
Native Hawaiian or Pacific Islander	0
Multiple Races	0

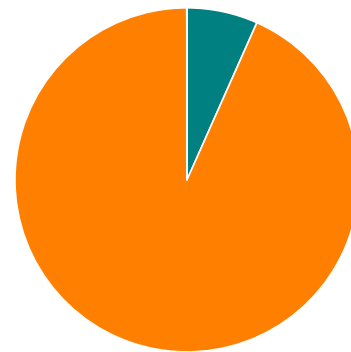
Chronically Homeless

Total Number of Households	7
Total Number of Persons	7

Race



Gender



■ White
 ■ Black or African American
 ■ Asian
 ■ American Indian
 ■ Native Hawaiian
 ■ Multiple

■ Female
 ■ Male
 ■ Transgender
 ■ A gender other than singularly...
 ■ Questioning

Youth Households

Unaccompanied Youth Households

Household and Person Breakdown

Total Number of Unaccompanied Youth Households	5
Total Number of Unaccompanied Youth	5
Total Number of Unaccompanied Youth (under age 18)	0
Total Number of Unaccompanied Youth (18 to 24)	5

Gender

Female	0
Male	4
Transgender	0
A gender other than singularly female or male (e.g., nonbinary, genderfluid, agender, culturally specific gender)	0
Questioning	0

Ethnicity

Non-Hispanic/Non-Latin(a)(o)(x)	4
Hispanic/Latin(a)(o)(x)	0

Race

White	2
Black, African American or African	2
Asian	0
American Indian, Alaska Native, or Indigenous	0
Native Hawaiian or Pacific Islander	0
Multiple Races	0

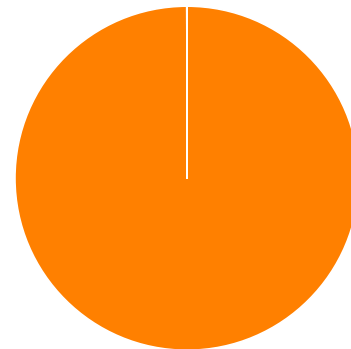
Chronically Homeless

Total Number of Persons	2
-------------------------	---

Race



Gender



■ White
 ■ Black or African American
 ■ Asian
 ■ American Indian
 ■ Native Hawaiian
 ■ Multiple

■ Female
 ■ Male
 ■ Transgender
 ■ A gender other than singularly...
 ■ Questioning

Parenting Youth

Household and Person Breakdown

Total Number of Parenting Youth Households	1
Total Number of Persons in Parenting Youth Households	2
Total Parenting Youth	1
Total Children in Parenting Youth Households	1
Number of Parenting Youth Under 18	0
Children in Households with Parenting Youth Under 18	0
Number of Parenting Youth 18 to 24	1
Children in Households with Parenting Youth 18 to 24	1

Gender

Female	1
Male	0
Transgender	0
A gender other than singularly female or male (e.g., nonbinary, genderfluid, agender, culturally specific gender)	0
Questioning	0

Ethnicity

Non-Hispanic/Non-Latin(a)(o)(x)	1
Hispanic/Latin(a)(o)(x)	0

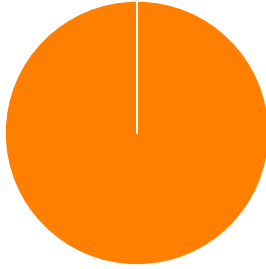
Race

White	0
Black, African American or African	1
Asian	0
American Indian, Alaska Native, or Indigenous	0
Native Hawaiian or Pacific Islander	0
Multiple Races	0

Chronically Homeless

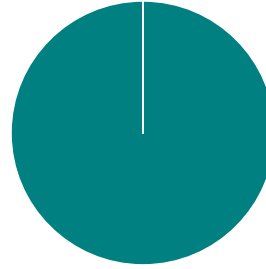
Total Number of Households	0
Total Number of Persons	0

Race



White Black or African American Asian
American Indian Native Hawaiian Multiple

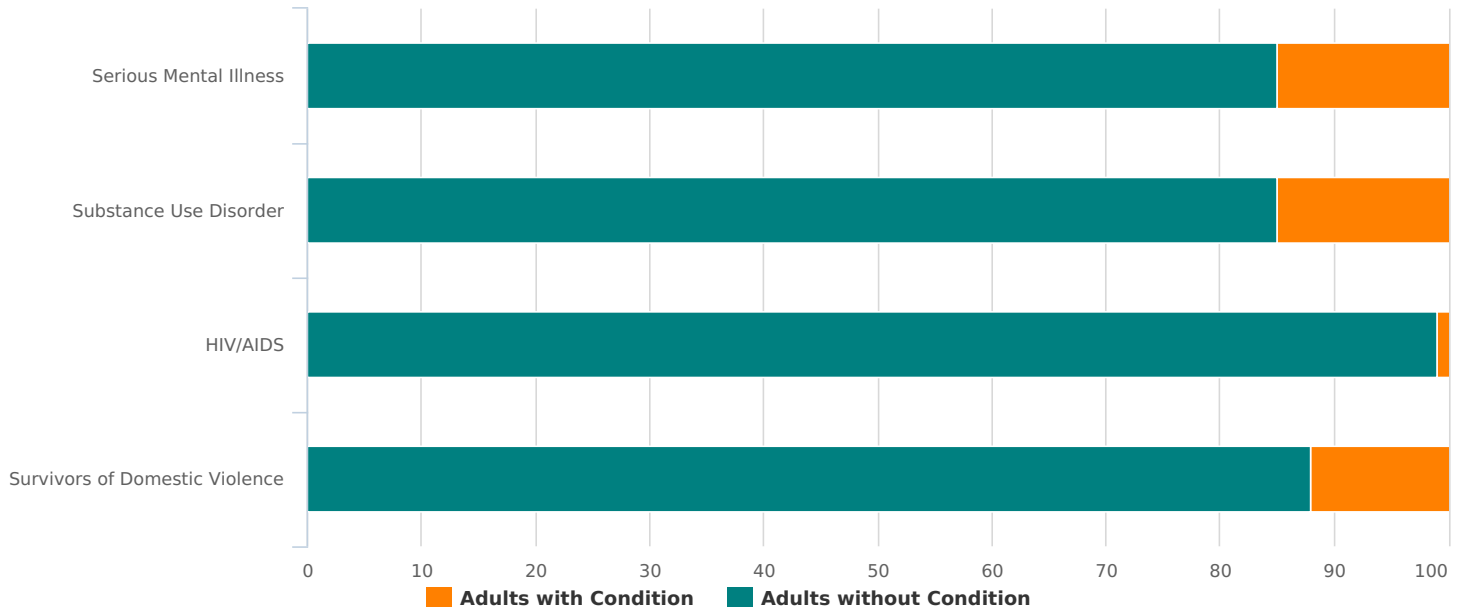
Gender



Female Male Transgender
A gender other than singularly... Questioning

Additional Homeless Populations (Adults Only)

Serious Mental Illness	31
Substance Use Disorder	31
HIV/AIDS	2
Survivors of Domestic Violence (optional)	25



Personal Information

Do you identify as lesbian, gay, bisexual, transgender, and/or queer (LGBTQ+) ?

Yes	4
No	110
Don't Know	2
Refused	22
Total	138

Have you been told or do you believe you have a chronic/ ongoing health condition that affects your ability to support yourself/family or live independently?

Yes	31
No	57
Don't Know	2
Refused	27
Data Not Collected	0
Total	117

Have you been told or do you believe you have a physical disability that affects your ability to support yourself/family or live independently?

Yes	30
No	57
Don't Know	1
Refused	29
Data Not Collected	1
Total	118

Have you been told or do you believe you have a developmental disability?

Yes	17
No	70
Don't Know	4
Refused	28
Data Not Collected	0
Total	119

Experience with Homelessness

Where are you sleeping tonight?

Abandoned building/structure	7
Bus, train station, airport	4
Outdoor encampment	53
Park	10
Street or Sidewalk	20
Under bridge/overpass	10
Vehicle	7
Total	111

Is this the first time you've been homeless?

Yes	62
No	55
Don't Know	2
Refused	19
Total	138

How old were you when you first became homeless?

Under 5 years old	2
5-12 years old	0
13-17 years old	8
18-24 years old	17
25-54 years old	26
55-61 years old	2
62+ years old	0
Total	55

How many months did you stay in shelter or on the streets over the past 3 years?

0 to 3 months	26
4 to 6 months	9
7 to 11 months	3
1 to 2 years	10
2 to 3 years	3
3 years or more	21
Total	72

How many separate times have you stayed in sheltered or on the streets in the past 3 years?

Fewer than 4	49
4 or more times	10
Don't Know	4
Refused	10
Total	73

How many months have you been homeless this time?

0 to 3 months	43
4 to 6 months	16
7 to 11 months	13
1 to 2 years	15
2 to 3 years	3
3 years or more	39
Total	129

Observation Surveys

Number of surveys: 67

Age Range

Under 5 years old	1
5-12 years old	0
13-17 years old	0
18-24 years old	2
25-34 years old	13
35-44 years old	23
45-54 years old	10
55-61 years old	11
62+ years old	7
Total	67

What made you believe the person was experiencing homelessness?

Activity (Panhandling. Sleeping outside. Sleeping in vehicle. Etc.)	40
Appearance (Carrying personal belongings/ clothing that wouldn't protect from the elements)	15
Prior interactions/known to be unhoused	2
They are accessing services for those experiencing homelessness	1
They informed me they are unhoused	20
Total *multiple answers can be selected*	78

Where did you encounter this individual?

Abandoned building/structure	4
Bus, train station, airport	4
Outdoor encampment	18
Park	6
Service Provider (soup kitchen, day shelter, etc.)	6
Street or sidewalk	25
Under bridge/overpass	2
Vehicle	2
Total	67