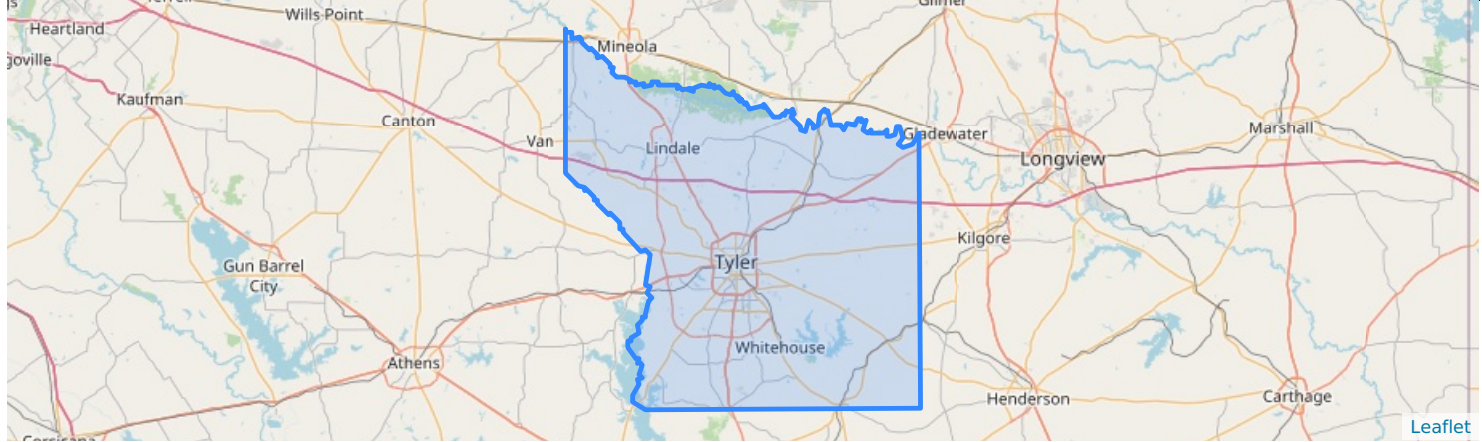


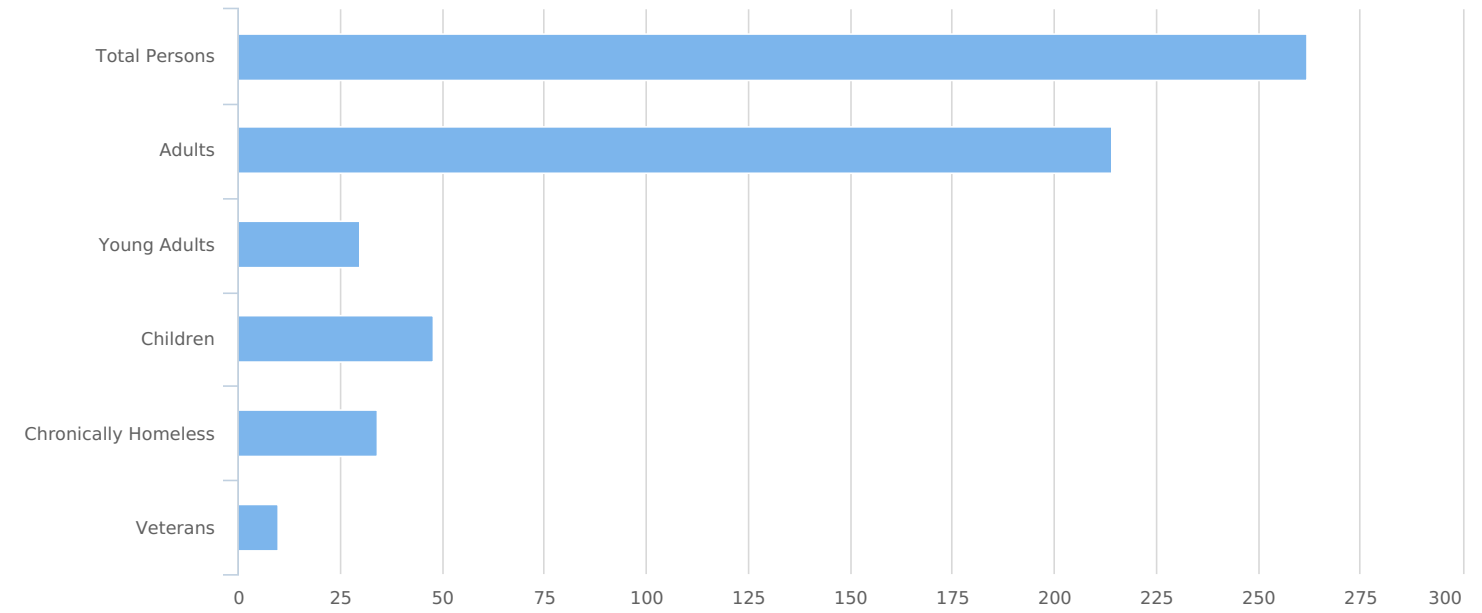
# HUD Point in Time Report - Combined

Count:	Texas Balance of State 2022 PIT Count	Geography:	Smith
Created by:	Paredes,Alex	Created on:	04/19/2022 1:38 PM

## Summary

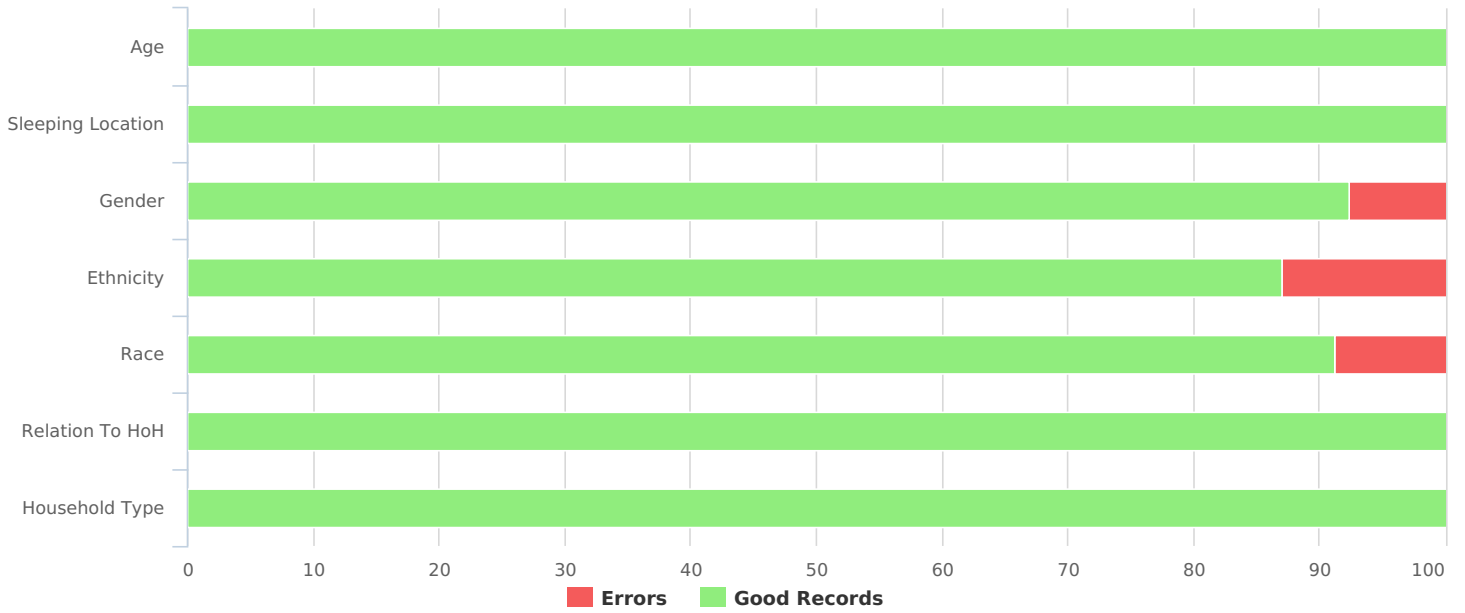


Total Persons	262
Adults (age 18 or older)	214
Young Adults (age 18 to 24)	30
Children (under age 18)	48
Unknown Age	0
Unknown Age - Believe to be Adult	0
Unknown Age - Believe to be Young Adult (18-24)	0
Unknown Age - Believe to be Adult (25+)	0
Unknown Age - Believe to be Child	0
Chronically Homeless	34
Veterans	10



## Data Quality Checks

Persons Missing Age Information	0
Persons Missing Sleeping Location	0
Persons Missing Gender	20
Persons Missing Ethnicity	34
Persons Missing Race	23
Persons Missing Relation to HoH	0
Persons with Unknown Household Type	0



## All Households

### Households with at Least one Adult and One Child

#### Household and Person Breakdown

Total Number of Households	25
Total Number of Persons	77
Number of Children (under age 18)	47
Number of Young Adults (age 18 to 24)	2
Number of Adults (age 25 or older)	28

#### Gender

Female	45
Male	32
Transgender	0
A gender other than singularly female or male (e.g., nonbinary, genderfluid, agender, culturally specific gender)	0
Questioning	0

#### Ethnicity

Non-Hispanic/Non-Latin(a)(o)(x)	64
Hispanic/Latin(a)(o)(x)	13

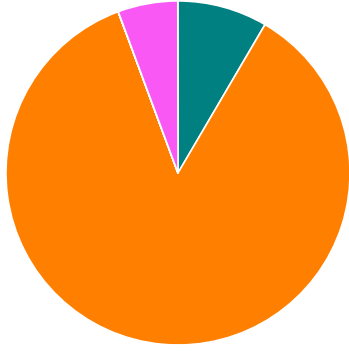
#### Race

White	6
Black, African American or African	61
Asian	0
American Indian, Alaska Native, or Indigenous	0
Native Hawaiian or Pacific Islander	0
Multiple Races	4

#### Chronically Homeless

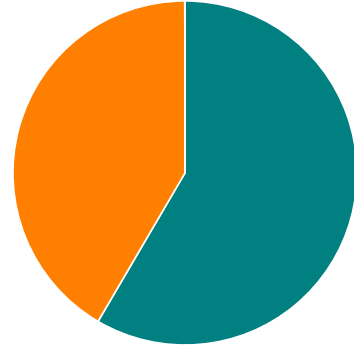
Total Number of Households	0
Total Number of Persons	0

Race



White Black or African American Asian  
American Indian Native Hawaiian Multiple

Gender



Female Male Transgender  
A gender other than singularly... Questioning

# Households without Children

## Household and Person Breakdown

Total Number of Households	181
Total Number of Persons	184
Number of Young Adults (age 18 to 24)	28
Number of Adults (age 25 or older)	156

## Gender

Female	49
Male	112
Transgender	3
A gender other than singularly female or male (e.g., nonbinary, genderfluid, agender, culturally specific gender)	0
Questioning	0

## Ethnicity

Non-Hispanic/Non-Latin(a)(o)(x)	141
Hispanic/Latin(a)(o)(x)	9

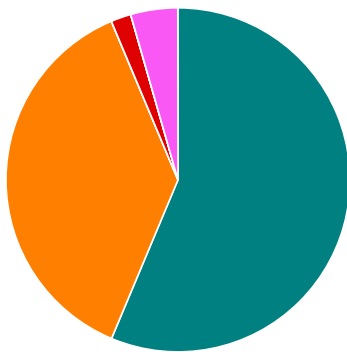
## Race

White	89
Black, African American or African	59
Asian	0
American Indian, Alaska Native, or Indigenous	3
Native Hawaiian or Pacific Islander	0
Multiple Races	7

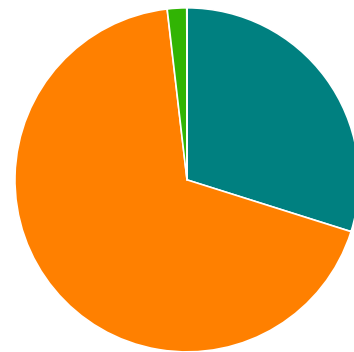
## Chronically Homeless

Total Number of Persons	34
-------------------------	----

Race



Gender



■ White
 ■ Black or African American
 ■ Asian
 ■ American Indian
 ■ Native Hawaiian
 ■ Multiple

■ Female
 ■ Male
 ■ Transgender
 ■ A gender other than singularly...
 ■ Questioning

# Households with Only Children

## Household and Person Breakdown

Total Number of Households	1
Total Number of Children	1

## Gender

Female	0
Male	1
Transgender	0
A gender other than singularly female or male (e.g., nonbinary, genderfluid, agender, culturally specific gender)	0
Questioning	0

## Ethnicity

Non-Hispanic/Non-Latin(a)(o)(x)	0
Hispanic/Latin(a)(o)(x)	1

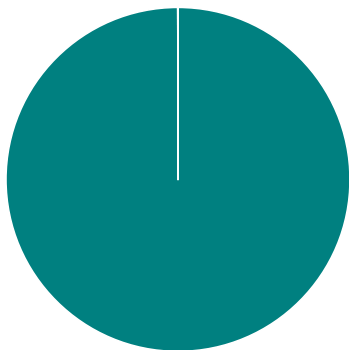
## Race

White	1
Black, African American or African	0
Asian	0
American Indian, Alaska Native, or Indigenous	0
Native Hawaiian or Pacific Islander	0
Multiple Races	0

## Chronically Homeless

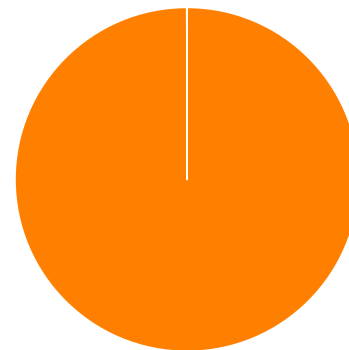
Total Number of Persons	0
-------------------------	---

Race



■ White 
 ■ Black or African American 
 ■ Asian 
 ■ American Indian 
 ■ Native Hawaiian 
 ■ Multiple

Gender



■ Female 
 ■ Male 
 ■ Transgender 
 ■ A gender other than singularly... 
 ■ Questioning

## Veteran Households

### Veteran Households with at Least One Adult and One Child

#### Household and Person Breakdown

Total Number of Households	0
Total Number of Persons	0
Total Number of Veterans	0

#### Gender

Female	0
Male	0
Transgender	0
A gender other than singularly female or male (e.g., nonbinary, genderfluid, agender, culturally specific gender)	0
Questioning	0

#### Ethnicity

Non-Hispanic/Non-Latin(a)(o)(x)	0
Hispanic/Latin(a)(o)(x)	0

#### Race

White	0
Black, African American or African	0
Asian	0
American Indian, Alaska Native, or Indigenous	0
Native Hawaiian or Pacific Islander	0
Multiple Races	0

#### Chronically Homeless

Total Number of Households	0
Total Number of Persons	0

Race

Gender

■ White   
 ■ Black or African American   
 ■ Asian  
■ American Indian   
 ■ Native Hawaiian   
 ■ Multiple

■ Female   
 ■ Male   
 ■ Transgender  
■ A gender other than singularly...   
 ■ Questioning

# Veteran Households without Children

## Household and Person Breakdown

Total Number of Households	10
Total Number of Persons	10
Total Number of Veterans	10

## Gender

Female	0
Male	10
Transgender	0
A gender other than singularly female or male (e.g., nonbinary, genderfluid, agender, culturally specific gender)	0
Questioning	0

## Ethnicity

Non-Hispanic/Non-Latin(a)(o)(x)	9
Hispanic/Latin(a)(o)(x)	0

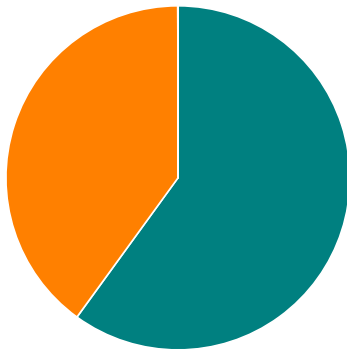
## Race

White	6
Black, African American or African	4
Asian	0
American Indian, Alaska Native, or Indigenous	0
Native Hawaiian or Pacific Islander	0
Multiple Races	0

## Chronically Homeless

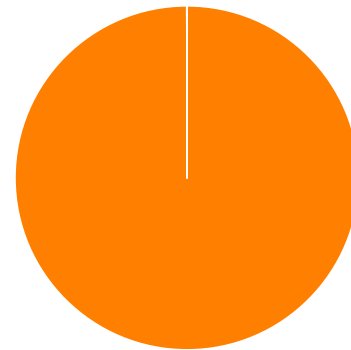
Total Number of Households	3
Total Number of Persons	3

Race



■ White
 ■ Black or African American
 ■ Asian
 ■ American Indian
 ■ Native Hawaiian
 ■ Multiple

Gender



■ Female
 ■ Male
 ■ Transgender
 ■ A gender other than singularly...
 ■ Questioning



# Youth Households

## Unaccompanied Youth Households

### Household and Person Breakdown

Total Number of Unaccompanied Youth Households	26
Total Number of Unaccompanied Youth	26
Total Number of Unaccompanied Youth (under age 18)	1
Total Number of Unaccompanied Youth (18 to 24)	25

### Gender

Female	5
Male	14
Transgender	1
A gender other than singularly female or male (e.g., nonbinary, genderfluid, agender, culturally specific gender)	0
Questioning	0

### Ethnicity

Non-Hispanic/Non-Latin(a)(o)(x)	17
Hispanic/Latin(a)(o)(x)	3

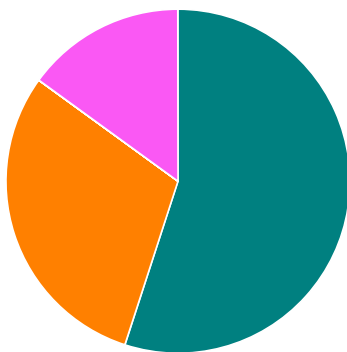
### Race

White	11
Black, African American or African	6
Asian	0
American Indian, Alaska Native, or Indigenous	0
Native Hawaiian or Pacific Islander	0
Multiple Races	3

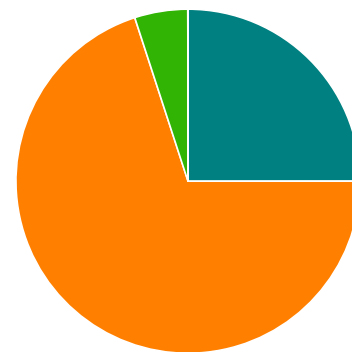
### Chronically Homeless

Total Number of Persons	7
-------------------------	---

Race



Gender



■ White
 ■ Black or African American
 ■ Asian
 ■ American Indian
 ■ Native Hawaiian
 ■ Multiple

■ Female
 ■ Male
 ■ Transgender
 ■ A gender other than singularly...
 ■ Questioning

# Parenting Youth

## Household and Person Breakdown

Total Number of Parenting Youth Households	1
Total Number of Persons in Parenting Youth Households	2
Total Parenting Youth	1
Total Children in Parenting Youth Households	1
Number of Parenting Youth Under 18	0
Children in Households with Parenting Youth Under 18	0
Number of Parenting Youth 18 to 24	1
Children in Households with Parenting Youth 18 to 24	1

## Gender

Female	1
Male	0
Transgender	0
A gender other than singularly female or male (e.g., nonbinary, genderfluid, agender, culturally specific gender)	0
Questioning	0

## Ethnicity

Non-Hispanic/Non-Latin(a)(o)(x)	1
Hispanic/Latin(a)(o)(x)	0

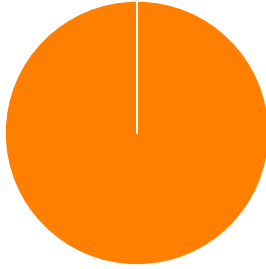
## Race

White	0
Black, African American or African	1
Asian	0
American Indian, Alaska Native, or Indigenous	0
Native Hawaiian or Pacific Islander	0
Multiple Races	0

## Chronically Homeless

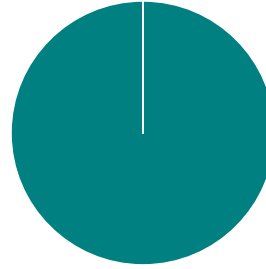
Total Number of Households	0
Total Number of Persons	0

Race



White Black or African American Asian  
American Indian Native Hawaiian Multiple

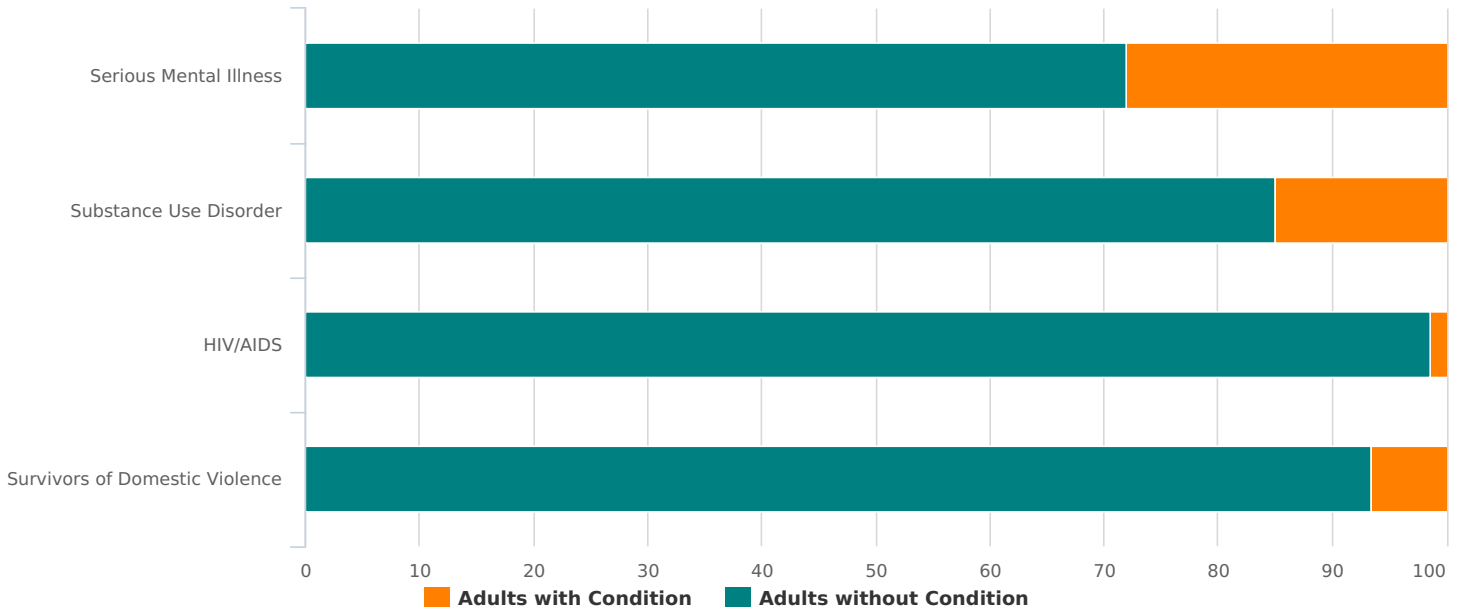
Gender



Female Male Transgender  
A gender other than singularly... Questioning

## Additional Homeless Populations (Adults Only)

Serious Mental Illness	60
Substance Use Disorder	32
HIV/AIDS	3
Survivors of Domestic Violence (optional)	14



## Personal Information

**Do you identify as lesbian, gay, bisexual, transgender, and/or queer (LGBTQ+) ?**

Yes	18
No	187
Don't Know	0
Refused	0
Total	205

**Have you been told or do you believe you have a chronic/ ongoing health condition that affects your ability to support yourself/family or live independently?**

Yes	46
No	155
Don't Know	1
Refused	2
Data Not Collected	3
Total	207

**Have you been told or do you believe you have a physical disability that affects your ability to support yourself/family or live independently?**

Yes	48
No	153
Don't Know	0
Refused	2
Data Not Collected	3
Total	206

**Have you been told or do you believe you have a developmental disability?**

Yes	20
No	179
Don't Know	3
Refused	2
Data Not Collected	3
Total	207

## Experience with Homelessness

### Where are you sleeping tonight?

Abandoned building/structure	6
Bus, train station, airport	0
Outdoor encampment	24
Park	0
Street or Sidewalk	2
Under bridge/overpass	0
Vehicle	2
Total	34

### Is this the first time you've been homeless?

Yes	102
No	90
Don't Know	1
Refused	0
Total	193

### How old were you when you first became homeless?

Under 5 years old	0
5-12 years old	5
13-17 years old	6
18-24 years old	20
25-54 years old	49
55-61 years old	6
62+ years old	1
Total	87

### How many months did you stay in shelter or on the streets over the past 3 years?

0 to 3 months	25
4 to 6 months	20
7 to 11 months	8
1 to 2 years	10
2 to 3 years	7
3 years or more	18
Total	88

**How many separate times have you stayed in sheltered or on the streets in the past 3 years?**

Fewer than 4	57
4 or more times	30
Don't Know	2
Refused	1
Total	90

**How many months have you been homeless this time?**

0 to 3 months	93
4 to 6 months	19
7 to 11 months	11
1 to 2 years	19
2 to 3 years	19
3 years or more	31
Total	192

## Observation Surveys

**Number of surveys:** 13

### Age Range

Under 5 years old	0
5-12 years old	0
13-17 years old	0
18-24 years old	5
25-34 years old	1
35-44 years old	1
45-54 years old	2
55-61 years old	2
62+ years old	2
<b>Total</b>	<b>13</b>

### What made you believe the person was experiencing homelessness?

Activity (Panhandling. Sleeping outside. Sleeping in vehicle. Etc.)	6
Appearance (Carrying personal belongings/ clothing that wouldn't protect from the elements)	5
Prior interactions/known to be unhoused	1
They are accessing services for those experiencing homelessness	8
They informed me they are unhoused	0
<b>Total</b> *multiple answers can be selected*	<b>20</b>

### Where did you encounter this individual?

Abandoned building/structure	1
Bus, train station, airport	0
Outdoor encampment	0
Park	0
Service Provider (soup kitchen, day shelter, etc.)	3
Street or sidewalk	9
Under bridge/overpass	0
Vehicle	0
<b>Total</b>	<b>13</b>