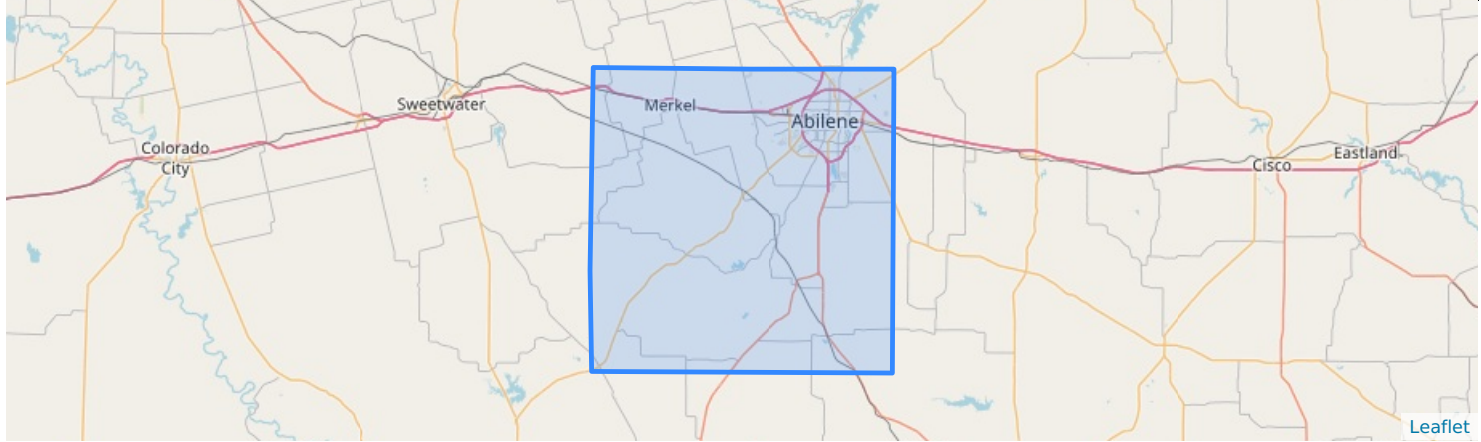


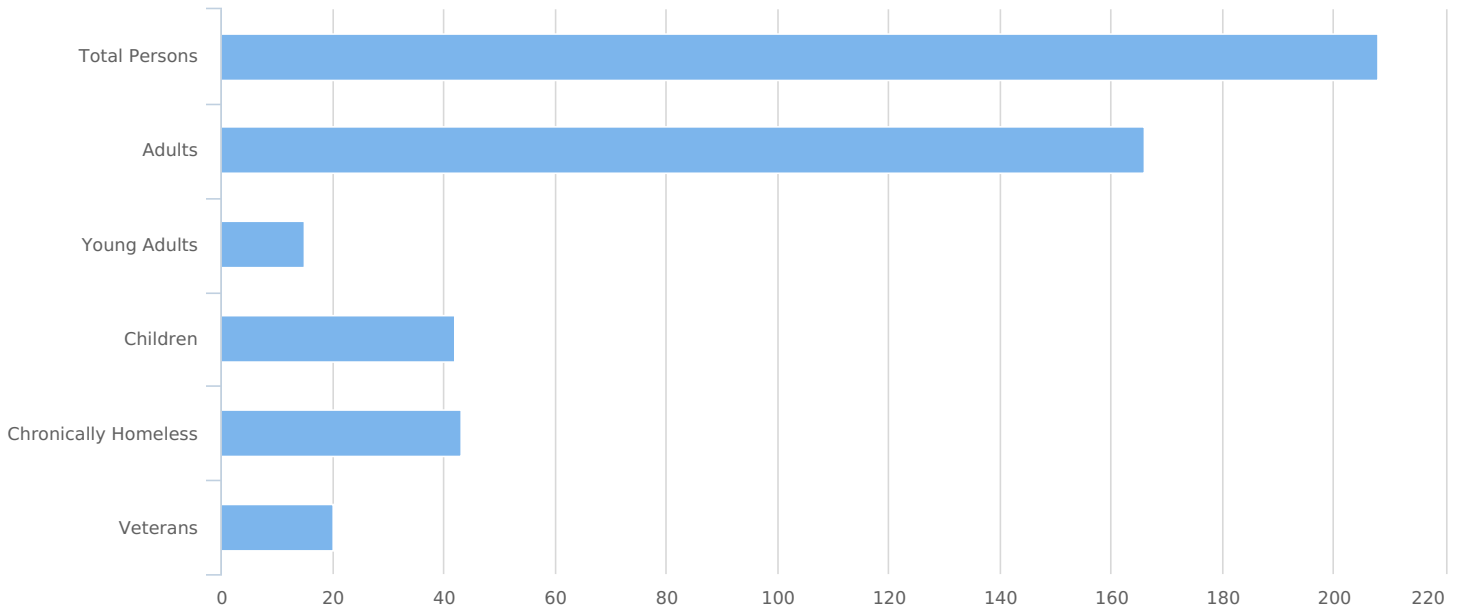
HUD Point in Time Report - Combined

Count:	Texas Balance of State 2022 PIT Count	Geography:	Taylor
Created by:	Paredes,Alex	Created on:	04/19/2022 1:45 PM

Summary

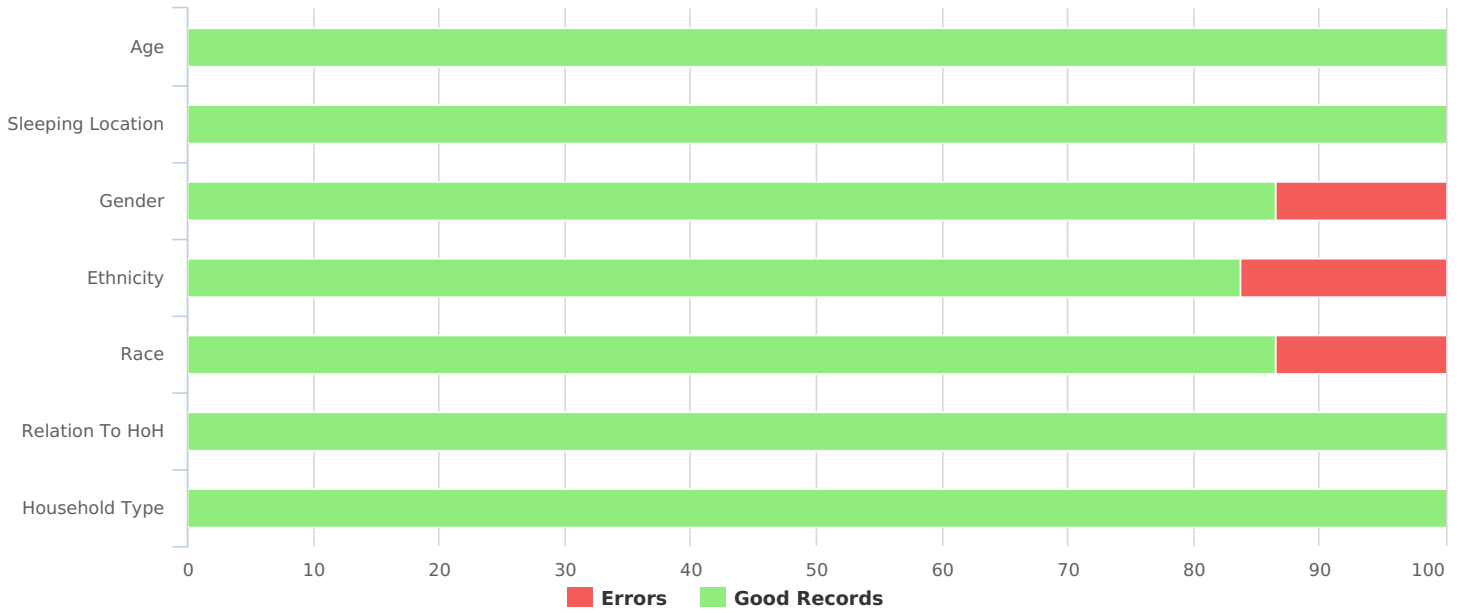


Total Persons	208
Adults (age 18 or older)	166
Young Adults (age 18 to 24)	15
Children (under age 18)	42
Unknown Age	0
Unknown Age - Believe to be Adult	0
Unknown Age - Believe to be Young Adult (18-24)	0
Unknown Age - Believe to be Adult (25+)	0
Unknown Age - Believe to be Child	0
Chronically Homeless	43
Veterans	20



Data Quality Checks

Persons Missing Age Information	0
Persons Missing Sleeping Location	0
Persons Missing Gender	28
Persons Missing Ethnicity	34
Persons Missing Race	28
Persons Missing Relation to HoH	0
Persons with Unknown Household Type	0



All Households

Households with at Least one Adult and One Child

Household and Person Breakdown

Total Number of Households	18
Total Number of Persons	62
Number of Children (under age 18)	41
Number of Young Adults (age 18 to 24)	3
Number of Adults (age 25 or older)	18

Gender

Female	33
Male	18
Transgender	0
A gender other than singularly female or male (e.g., nonbinary, genderfluid, agender, culturally specific gender)	0
Questioning	0

Ethnicity

Non-Hispanic/Non-Latin(a)(o)(x)	39
Hispanic/Latin(a)(o)(x)	11

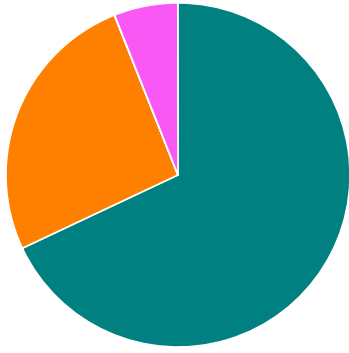
Race

White	34
Black, African American or African	13
Asian	0
American Indian, Alaska Native, or Indigenous	0
Native Hawaiian or Pacific Islander	0
Multiple Races	3

Chronically Homeless

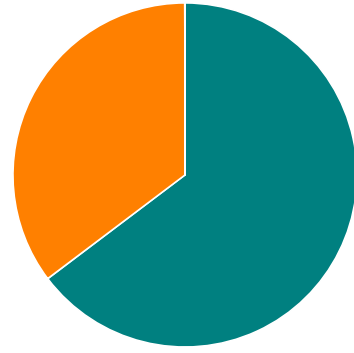
Total Number of Households	1
Total Number of Persons	3

Race



White Black or African American Asian
American Indian Native Hawaiian Multiple

Gender



Female Male Transgender
A gender other than singularly... Questioning

Households without Children

Household and Person Breakdown

Total Number of Households	141
Total Number of Persons	145
Number of Young Adults (age 18 to 24)	12
Number of Adults (age 25 or older)	133

Gender

Female	42
Male	85
Transgender	1
A gender other than singularly female or male (e.g., nonbinary, genderfluid, agender, culturally specific gender)	0
Questioning	0

Ethnicity

Non-Hispanic/Non-Latin(a)(o)(x)	98
Hispanic/Latin(a)(o)(x)	24

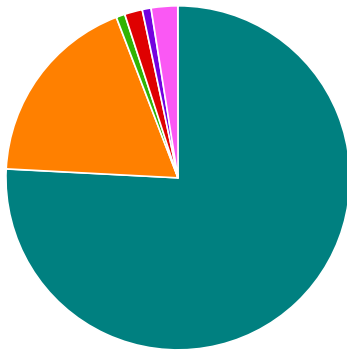
Race

White	91
Black, African American or African	22
Asian	1
American Indian, Alaska Native, or Indigenous	2
Native Hawaiian or Pacific Islander	1
Multiple Races	3

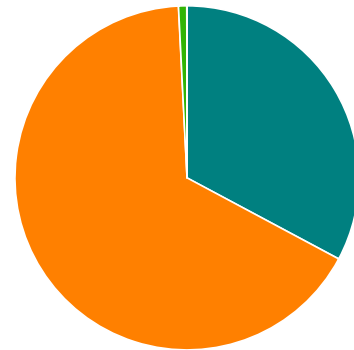
Chronically Homeless

Total Number of Persons	40
-------------------------	----

Race



Gender



■ White
 ■ Black or African American
 ■ Asian
 ■ American Indian
 ■ Native Hawaiian
 ■ Multiple

■ Female
 ■ Male
 ■ Transgender
 ■ A gender other than singularly...
 ■ Questioning

Households with Only Children

Household and Person Breakdown

Total Number of Households	1
Total Number of Children	1

Gender

Female	0
Male	1
Transgender	0
A gender other than singularly female or male (e.g., nonbinary, genderfluid, agender, culturally specific gender)	0
Questioning	0

Ethnicity

Non-Hispanic/Non-Latin(a)(o)(x)	1
Hispanic/Latin(a)(o)(x)	0

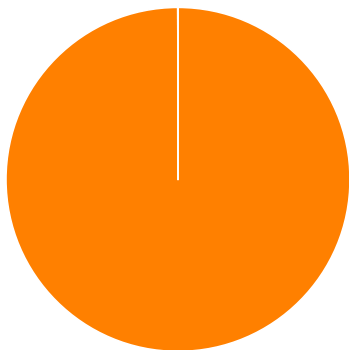
Race

White	0
Black, African American or African	1
Asian	0
American Indian, Alaska Native, or Indigenous	0
Native Hawaiian or Pacific Islander	0
Multiple Races	0

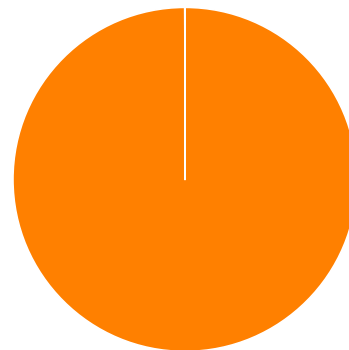
Chronically Homeless

Total Number of Persons	0
-------------------------	---

Race



Gender



■ White
 ■ Black or African American
 ■ Asian
■ American Indian
 ■ Native Hawaiian
 ■ Multiple

■ Female
 ■ Male
 ■ Transgender
■ A gender other than singularly...
 ■ Questioning

Veteran Households

Veteran Households with at Least One Adult and One Child

Household and Person Breakdown

Total Number of Households	0
Total Number of Persons	0
Total Number of Veterans	0

Gender

Female	0
Male	0
Transgender	0
A gender other than singularly female or male (e.g., nonbinary, genderfluid, agender, culturally specific gender)	0
Questioning	0

Ethnicity

Non-Hispanic/Non-Latin(a)(o)(x)	0
Hispanic/Latin(a)(o)(x)	0

Race

White	0
Black, African American or African	0
Asian	0
American Indian, Alaska Native, or Indigenous	0
Native Hawaiian or Pacific Islander	0
Multiple Races	0

Chronically Homeless

Total Number of Households	0
Total Number of Persons	0

Race

Gender

■ White
 ■ Black or African American
 ■ Asian
■ American Indian
 ■ Native Hawaiian
 ■ Multiple

■ Female
 ■ Male
 ■ Transgender
■ A gender other than singularly...
 ■ Questioning

Veteran Households without Children

Household and Person Breakdown

Total Number of Households	20
Total Number of Persons	20
Total Number of Veterans	20

Gender

Female	4
Male	15
Transgender	1
A gender other than singularly female or male (e.g., nonbinary, genderfluid, agender, culturally specific gender)	0
Questioning	0

Ethnicity

Non-Hispanic/Non-Latin(a)(o)(x)	18
Hispanic/Latin(a)(o)(x)	0

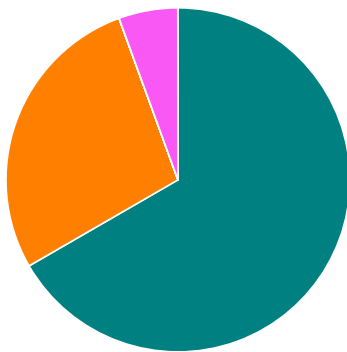
Race

White	12
Black, African American or African	5
Asian	0
American Indian, Alaska Native, or Indigenous	0
Native Hawaiian or Pacific Islander	0
Multiple Races	1

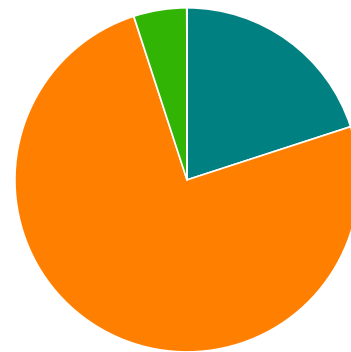
Chronically Homeless

Total Number of Households	6
Total Number of Persons	6

Race



Gender



■ White
 ■ Black or African American
 ■ Asian
 ■ American Indian
 ■ Native Hawaiian
 ■ Multiple

■ Female
 ■ Male
 ■ Transgender
 ■ A gender other than singularly...
 ■ Questioning

Youth Households

Unaccompanied Youth Households

Household and Person Breakdown

Total Number of Unaccompanied Youth Households	13
Total Number of Unaccompanied Youth	13
Total Number of Unaccompanied Youth (under age 18)	1
Total Number of Unaccompanied Youth (18 to 24)	12

Gender

Female	7
Male	6
Transgender	0
A gender other than singularly female or male (e.g., nonbinary, genderfluid, agender, culturally specific gender)	0
Questioning	0

Ethnicity

Non-Hispanic/Non-Latin(a)(o)(x)	8
Hispanic/Latin(a)(o)(x)	4

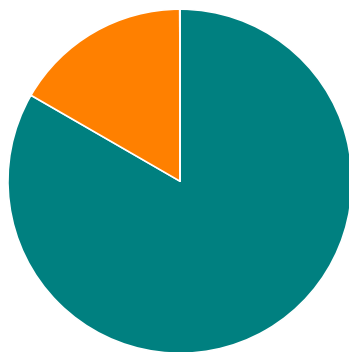
Race

White	10
Black, African American or African	2
Asian	0
American Indian, Alaska Native, or Indigenous	0
Native Hawaiian or Pacific Islander	0
Multiple Races	0

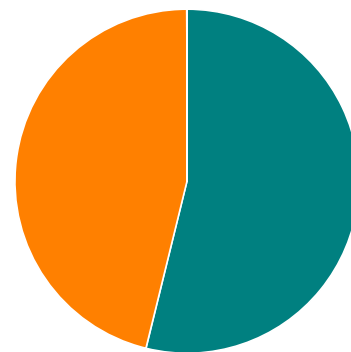
Chronically Homeless

Total Number of Persons	0
-------------------------	---

Race



Gender



■ White
 ■ Black or African American
 ■ Asian
 ■ American Indian
 ■ Native Hawaiian
 ■ Multiple

■ Female
 ■ Male
 ■ Transgender
 ■ A gender other than singularly...
 ■ Questioning

Parenting Youth

Household and Person Breakdown

Total Number of Parenting Youth Households	0
Total Number of Persons in Parenting Youth Households	0
Total Parenting Youth	0
Total Children in Parenting Youth Households	0
Number of Parenting Youth Under 18	0
Children in Households with Parenting Youth Under 18	0
Number of Parenting Youth 18 to 24	0
Children in Households with Parenting Youth 18 to 24	0

Gender

Female	0
Male	0
Transgender	0
A gender other than singularly female or male (e.g., nonbinary, genderfluid, agender, culturally specific gender)	0
Questioning	0

Ethnicity

Non-Hispanic/Non-Latin(a)(o)(x)	0
Hispanic/Latin(a)(o)(x)	0

Race

White	0
Black, African American or African	0
Asian	0
American Indian, Alaska Native, or Indigenous	0
Native Hawaiian or Pacific Islander	0
Multiple Races	0

Chronically Homeless

Total Number of Households	0
Total Number of Persons	0

Race

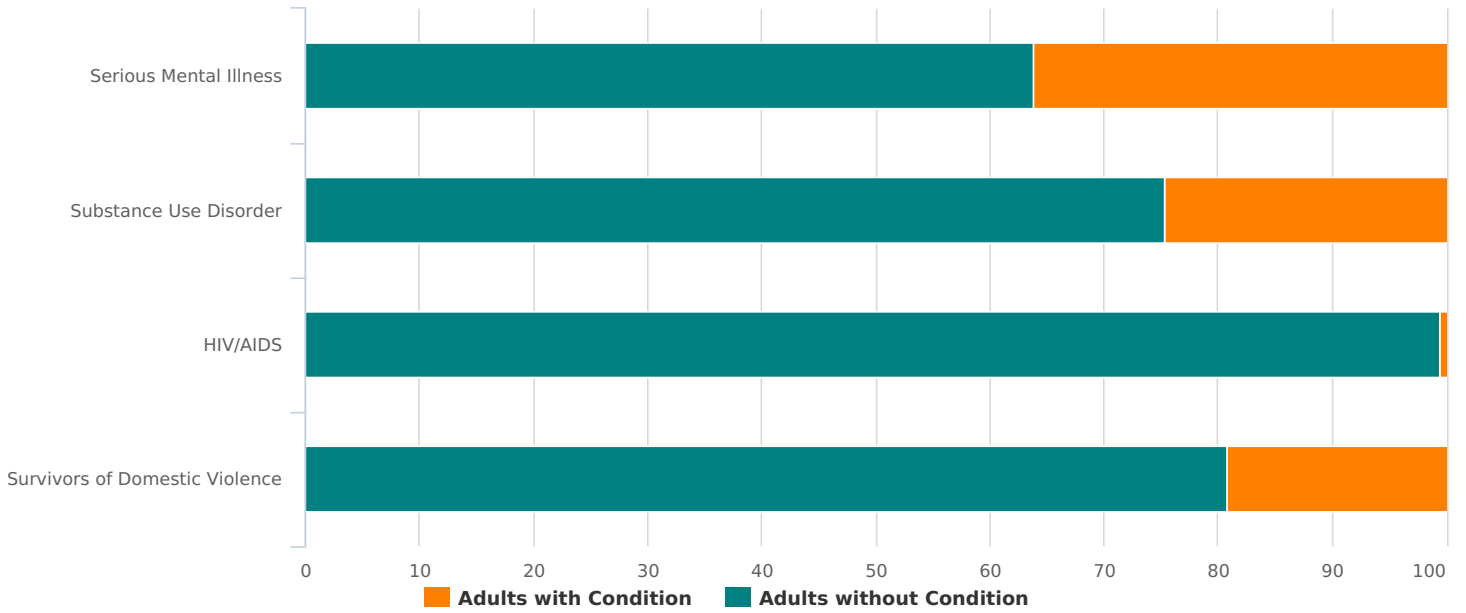
Gender

White Black or African American Asian
American Indian Native Hawaiian Multiple

Female Male Transgender
A gender other than singularly... Questioning

Additional Homeless Populations (Adults Only)

Serious Mental Illness	60
Substance Use Disorder	41
HIV/AIDS	1
Survivors of Domestic Violence (optional)	32



Personal Information

Do you identify as lesbian, gay, bisexual, transgender, and/or queer (LGBTQ+) ?

Yes	11
No	125
Don't Know	16
Refused	3
Total	155

Have you been told or do you believe you have a chronic/ ongoing health condition that affects your ability to support yourself/family or live independently?

Yes	49
No	88
Don't Know	1
Refused	0
Data Not Collected	18
Total	156

Have you been told or do you believe you have a physical disability that affects your ability to support yourself/family or live independently?

Yes	41
No	96
Don't Know	0
Refused	1
Data Not Collected	18
Total	156

Have you been told or do you believe you have a developmental disability?

Yes	24
No	112
Don't Know	0
Refused	1
Data Not Collected	18
Total	155

Experience with Homelessness

Where are you sleeping tonight?

Abandoned building/structure	13
Bus, train station, airport	2
Outdoor encampment	9
Park	2
Street or Sidewalk	17
Under bridge/overpass	3
Vehicle	5
Total	51

Is this the first time you've been homeless?

Yes	58
No	78
Don't Know	9
Refused	4
Total	149

How old were you when you first became homeless?

Under 5 years old	1
5-12 years old	5
13-17 years old	12
18-24 years old	12
25-54 years old	42
55-61 years old	6
62+ years old	0
Total	78

How many months did you stay in shelter or on the streets over the past 3 years?

0 to 3 months	27
4 to 6 months	12
7 to 11 months	11
1 to 2 years	21
2 to 3 years	10
3 years or more	9
Total	90

How many separate times have you stayed in sheltered or on the streets in the past 3 years?

Fewer than 4	41
4 or more times	23
Don't Know	21
Refused	5
Total	90

How many months have you been homeless this time?

0 to 3 months	54
4 to 6 months	24
7 to 11 months	20
1 to 2 years	25
2 to 3 years	13
3 years or more	13
Total	149

Observation Surveys

Number of surveys: **24**

Age Range

Under 5 years old	0
5-12 years old	7
13-17 years old	1
18-24 years old	0
25-34 years old	3
35-44 years old	10
45-54 years old	1
55-61 years old	1
62+ years old	1
Total	24

What made you believe the person was experiencing homelessness?

Activity (Panhandling. Sleeping outside. Sleeping in vehicle. Etc.)	5
Appearance (Carrying personal belongings/ clothing that wouldn't protect from the elements)	4
Prior interactions/known to be unhoused	13
They are accessing services for those experiencing homelessness	2
They informed me they are unhoused	4
Total *multiple answers can be selected*	28

Where did you encounter this individual?

Abandoned building/structure	1
Bus, train station, airport	0
Outdoor encampment	2
Park	0
Service Provider (soup kitchen, day shelter, etc.)	15
Street or sidewalk	5
Under bridge/overpass	0
Vehicle	1
Total	24