

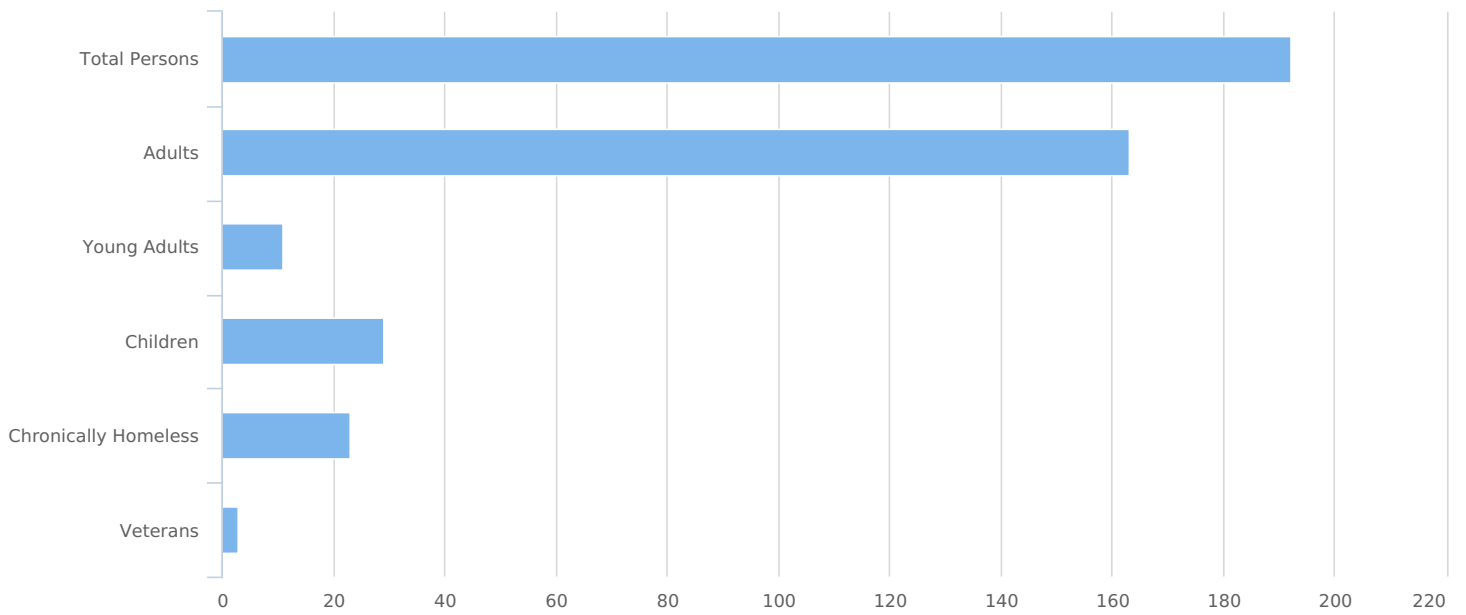
HUD Point in Time Report - Combined

Count: Count	Texas Balance of State 2022 PIT	Geography: Counties	Victoria, Gonzales, Calhoun, Goliad, Jackson, Refugio
Created by:	Paredes,Alex	Created on:	04/19/2022 3:25 PM

Summary

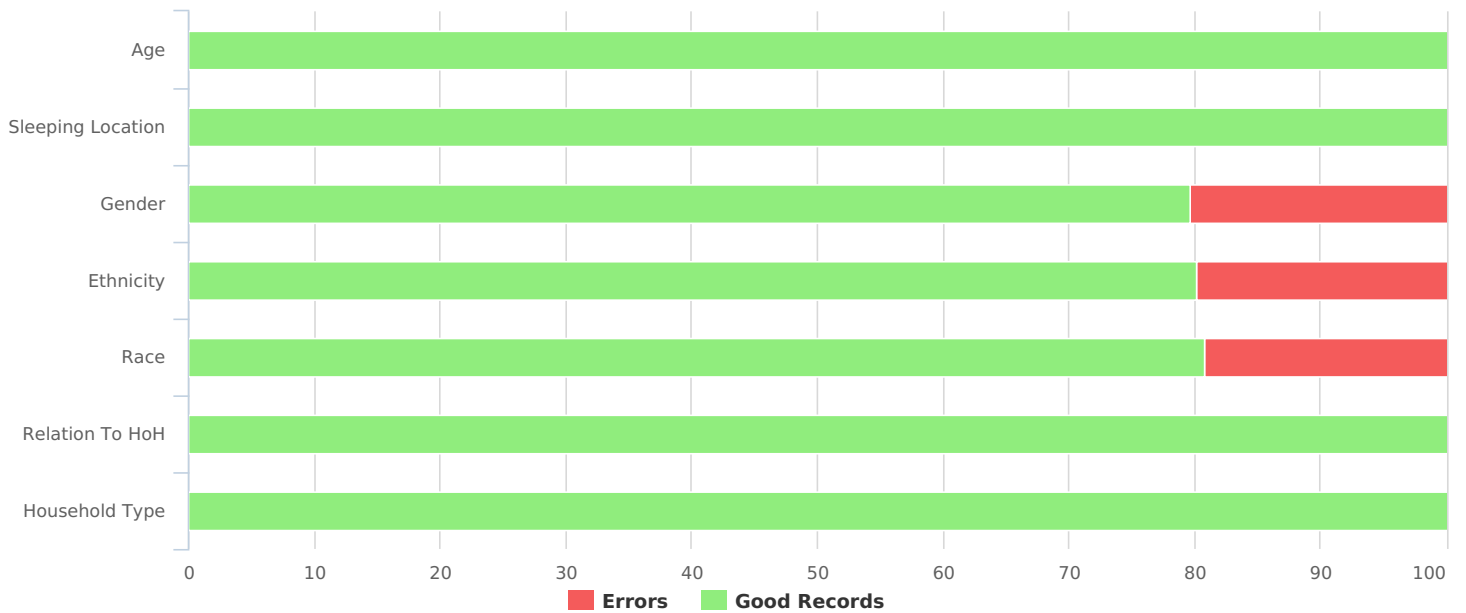


Total Persons	192
Adults (age 18 or older)	163
Young Adults (age 18 to 24)	11
Children (under age 18)	29
Unknown Age	0
Unknown Age - Believe to be Adult	0
Unknown Age - Believe to be Young Adult (18-24)	0
Unknown Age - Believe to be Adult (25+)	0
Unknown Age - Believe to be Child	0
Chronically Homeless	23
Veterans	3



Data Quality Checks

Persons Missing Age Information	0
Persons Missing Sleeping Location	0
Persons Missing Gender	39
Persons Missing Ethnicity	38
Persons Missing Race	37
Persons Missing Relation to HoH	0
Persons with Unknown Household Type	0



All Households

Households with at Least one Adult and One Child

Household and Person Breakdown

Total Number of Households	15
Total Number of Persons	48
Number of Children (under age 18)	29
Number of Young Adults (age 18 to 24)	4
Number of Adults (age 25 or older)	15

Gender

Female	22
Male	21
Transgender	0
A gender other than singularly female or male (e.g., nonbinary, genderfluid, agender, culturally specific gender)	0
Questioning	0

Ethnicity

Non-Hispanic/Non-Latin(a)(o)(x)	10
Hispanic/Latin(a)(o)(x)	37

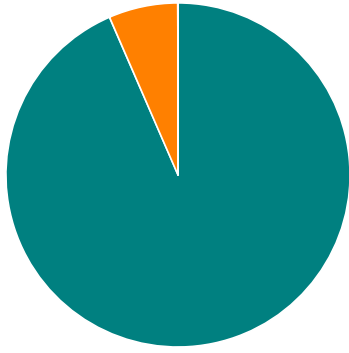
Race

White	43
Black, African American or African	3
Asian	0
American Indian, Alaska Native, or Indigenous	0
Native Hawaiian or Pacific Islander	0
Multiple Races	0

Chronically Homeless

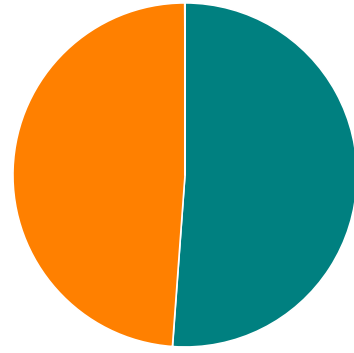
Total Number of Households	0
Total Number of Persons	0

Race



White Black or African American Asian
American Indian Native Hawaiian Multiple

Gender



Female Male Transgender
A gender other than singularly... Questioning

Households without Children

Household and Person Breakdown

Total Number of Households	134
Total Number of Persons	144
Number of Young Adults (age 18 to 24)	7
Number of Adults (age 25 or older)	137

Gender

Female	46
Male	63
Transgender	0
A gender other than singularly female or male (e.g., nonbinary, genderfluid, agender, culturally specific gender)	1
Questioning	0

Ethnicity

Non-Hispanic/Non-Latin(a)(o)(x)	68
Hispanic/Latin(a)(o)(x)	39

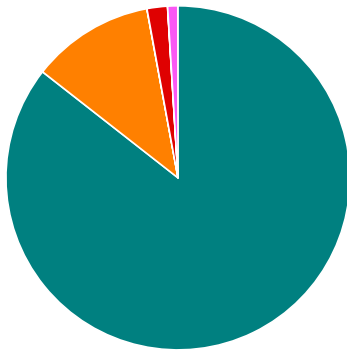
Race

White	89
Black, African American or African	12
Asian	0
American Indian, Alaska Native, or Indigenous	2
Native Hawaiian or Pacific Islander	0
Multiple Races	1

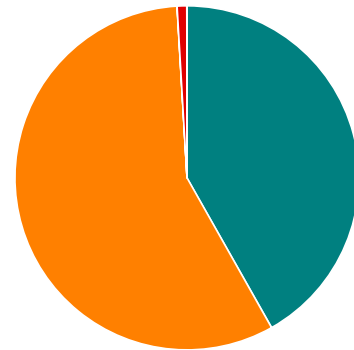
Chronically Homeless

Total Number of Persons	23
-------------------------	----

Race



Gender



■ White
 ■ Black or African American
 ■ Asian
 ■ American Indian
 ■ Native Hawaiian
 ■ Multiple

■ Female
 ■ Male
 ■ Transgender
 ■ A gender other than singularly...
 ■ Questioning

Households with Only Children

Household and Person Breakdown

Total Number of Households	0
Total Number of Children	0

Gender

Female	0
Male	0
Transgender	0
A gender other than singularly female or male (e.g., nonbinary, genderfluid, agender, culturally specific gender)	0
Questioning	0

Ethnicity

Non-Hispanic/Non-Latin(a)(o)(x)	0
Hispanic/Latin(a)(o)(x)	0

Race

White	0
Black, African American or African	0
Asian	0
American Indian, Alaska Native, or Indigenous	0
Native Hawaiian or Pacific Islander	0
Multiple Races	0

Chronically Homeless

Total Number of Persons	0
-------------------------	---

Race

Gender

■ White
 ■ Black or African American
 ■ Asian
■ American Indian
 ■ Native Hawaiian
 ■ Multiple

■ Female
 ■ Male
 ■ Transgender
■ A gender other than singularly...
 ■ Questioning

Veteran Households

Veteran Households with at Least One Adult and One Child

Household and Person Breakdown

Total Number of Households	0
Total Number of Persons	0
Total Number of Veterans	0

Gender

Female	0
Male	0
Transgender	0
A gender other than singularly female or male (e.g., nonbinary, genderfluid, agender, culturally specific gender)	0
Questioning	0

Ethnicity

Non-Hispanic/Non-Latin(a)(o)(x)	0
Hispanic/Latin(a)(o)(x)	0

Race

White	0
Black, African American or African	0
Asian	0
American Indian, Alaska Native, or Indigenous	0
Native Hawaiian or Pacific Islander	0
Multiple Races	0

Chronically Homeless

Total Number of Households	0
Total Number of Persons	0

Race

Gender

■ White
 ■ Black or African American
 ■ Asian
■ American Indian
 ■ Native Hawaiian
 ■ Multiple

■ Female
 ■ Male
 ■ Transgender
■ A gender other than singularly...
 ■ Questioning

Veteran Households without Children

Household and Person Breakdown

Total Number of Households	3
Total Number of Persons	4
Total Number of Veterans	3

Gender

Female	0
Male	2
Transgender	0
A gender other than singularly female or male (e.g., nonbinary, genderfluid, agender, culturally specific gender)	1
Questioning	0

Ethnicity

Non-Hispanic/Non-Latin(a)(o)(x)	1
Hispanic/Latin(a)(o)(x)	1

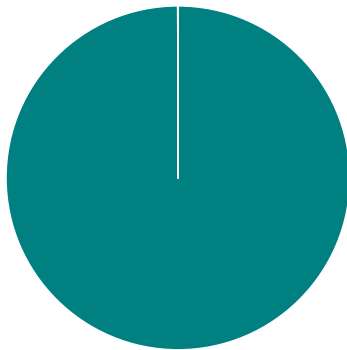
Race

White	3
Black, African American or African	0
Asian	0
American Indian, Alaska Native, or Indigenous	0
Native Hawaiian or Pacific Islander	0
Multiple Races	0

Chronically Homeless

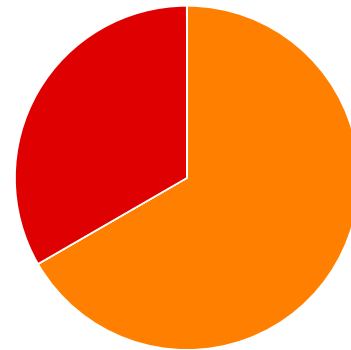
Total Number of Households	0
Total Number of Persons	0

Race



■ White
 ■ Black or African American
 ■ Asian
 ■ American Indian
 ■ Native Hawaiian
 ■ Multiple

Gender



■ Female
 ■ Male
 ■ Transgender
 ■ A gender other than singularly...
 ■ Questioning

Youth Households

Unaccompanied Youth Households

Household and Person Breakdown

Total Number of Unaccompanied Youth Households	6
Total Number of Unaccompanied Youth	6
Total Number of Unaccompanied Youth (under age 18)	0
Total Number of Unaccompanied Youth (18 to 24)	6

Gender

Female	1
Male	4
Transgender	0
A gender other than singularly female or male (e.g., nonbinary, genderfluid, agender, culturally specific gender)	0
Questioning	0

Ethnicity

Non-Hispanic/Non-Latin(a)(o)(x)	3
Hispanic/Latin(a)(o)(x)	2

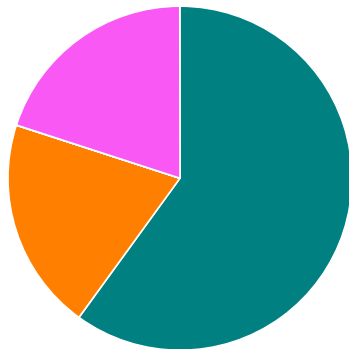
Race

White	3
Black, African American or African	1
Asian	0
American Indian, Alaska Native, or Indigenous	0
Native Hawaiian or Pacific Islander	0
Multiple Races	1

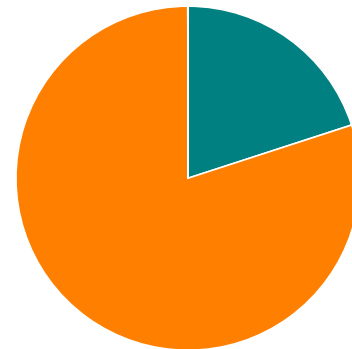
Chronically Homeless

Total Number of Persons	2
-------------------------	---

Race



Gender



■ White
 ■ Black or African American
 ■ Asian
 ■ American Indian
 ■ Native Hawaiian
 ■ Multiple

■ Female
 ■ Male
 ■ Transgender
 ■ A gender other than singularly...
 ■ Questioning

Parenting Youth

Household and Person Breakdown

Total Number of Parenting Youth Households	2
Total Number of Persons in Parenting Youth Households	4
Total Parenting Youth	2
Total Children in Parenting Youth Households	2
Number of Parenting Youth Under 18	0
Children in Households with Parenting Youth Under 18	0
Number of Parenting Youth 18 to 24	2
Children in Households with Parenting Youth 18 to 24	2

Gender

Female	2
Male	0
Transgender	0
A gender other than singularly female or male (e.g., nonbinary, genderfluid, agender, culturally specific gender)	0
Questioning	0

Ethnicity

Non-Hispanic/Non-Latin(a)(o)(x)	1
Hispanic/Latin(a)(o)(x)	1

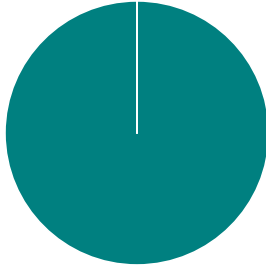
Race

White	2
Black, African American or African	0
Asian	0
American Indian, Alaska Native, or Indigenous	0
Native Hawaiian or Pacific Islander	0
Multiple Races	0

Chronically Homeless

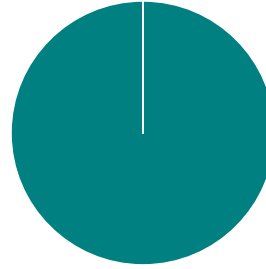
Total Number of Households	0
Total Number of Persons	0

Race



White Black or African American Asian
American Indian Native Hawaiian Multiple

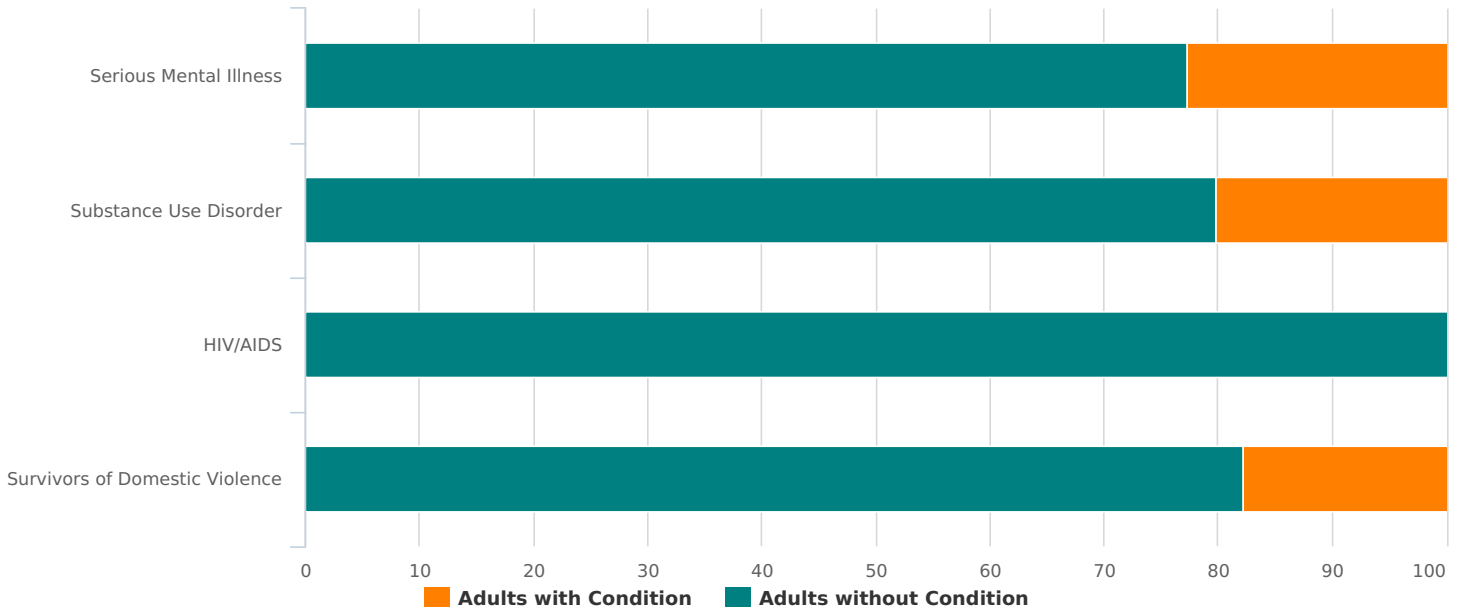
Gender



Female Male Transgender
A gender other than singularly... Questioning

Additional Homeless Populations (Adults Only)

Serious Mental Illness	37
Substance Use Disorder	33
HIV/AIDS	0
Survivors of Domestic Violence (optional)	29



Personal Information

Do you identify as lesbian, gay, bisexual, transgender, and/or queer (LGBTQ+) ?

Yes	6
No	120
Don't Know	2
Refused	0
Total	128

Have you been told or do you believe you have a chronic/ ongoing health condition that affects your ability to support yourself/family or live independently?

Yes	18
No	76
Don't Know	2
Refused	3
Data Not Collected	3
Total	102

Have you been told or do you believe you have a physical disability that affects your ability to support yourself/family or live independently?

Yes	22
No	69
Don't Know	3
Refused	4
Data Not Collected	3
Total	101

Have you been told or do you believe you have a developmental disability?

Yes	17
No	75
Don't Know	1
Refused	6
Data Not Collected	3
Total	102

Experience with Homelessness

Where are you sleeping tonight?

Abandoned building/structure	25
Bus, train station, airport	0
Outdoor encampment	30
Park	8
Street or Sidewalk	22
Under bridge/overpass	3
Vehicle	21
Total	109

Is this the first time you've been homeless?

Yes	55
No	68
Don't Know	0
Refused	1
Total	124

How old were you when you first became homeless?

Under 5 years old	1
5-12 years old	1
13-17 years old	8
18-24 years old	7
25-54 years old	33
55-61 years old	1
62+ years old	3
Total	54

How many months did you stay in shelter or on the streets over the past 3 years?

0 to 3 months	11
4 to 6 months	8
7 to 11 months	5
1 to 2 years	7
2 to 3 years	4
3 years or more	24
Total	59

How many separate times have you stayed in sheltered or on the streets in the past 3 years?

Fewer than 4	20
4 or more times	32
Don't Know	5
Refused	0
Total	57

How many months have you been homeless this time?

0 to 3 months	28
4 to 6 months	26
7 to 11 months	8
1 to 2 years	16
2 to 3 years	2
3 years or more	31
Total	111

Observation Surveys

Number of surveys: 16

Age Range

Under 5 years old	0
5-12 years old	0
13-17 years old	0
18-24 years old	0
25-34 years old	1
35-44 years old	3
45-54 years old	6
55-61 years old	5
62+ years old	1
Total	16

What made you believe the person was experiencing homelessness?

Activity (Panhandling. Sleeping outside. Sleeping in vehicle. Etc.)	11
Appearance (Carrying personal belongings/ clothing that wouldn't protect from the elements)	3
Prior interactions/known to be unhoused	7
They are accessing services for those experiencing homelessness	1
They informed me they are unhoused	1
Total *multiple answers can be selected*	23

Where did you encounter this individual?

Abandoned building/structure	1
Bus, train station, airport	0
Outdoor encampment	5
Park	0
Service Provider (soup kitchen, day shelter, etc.)	4
Street or sidewalk	2
Under bridge/overpass	0
Vehicle	4
Total	16