

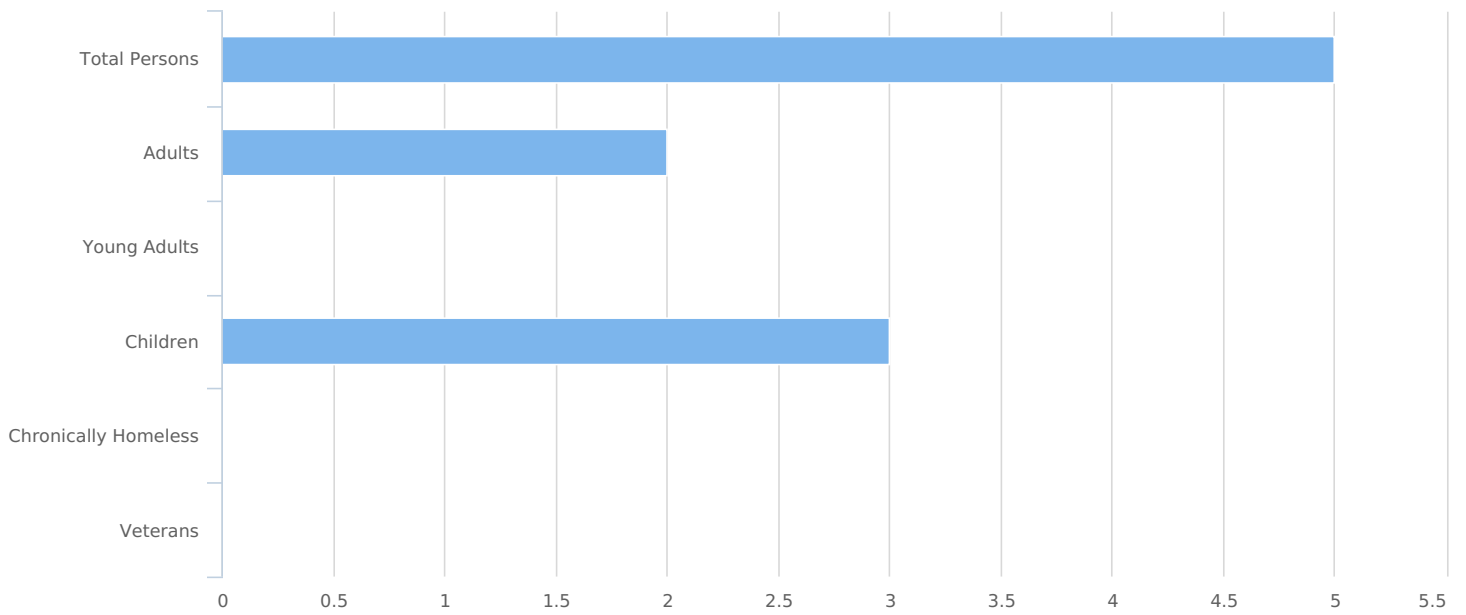
HUD Point in Time Report - Sheltered

| | | | |
|---------------|---------------------------------------|---------------|--------------------|
| Count: | Texas Balance of State 2022 PIT Count | Geography: | Waller |
| Organization: | All Organizations | | |
| Project: | All Projects | Project Type: | All Project Types |
| Created by: | Paredes,Alex | Created on: | 04/19/2022 2:02 PM |

Summary



| | |
|---|---|
| Total Persons | 5 |
| Adults (age 18 or older) | 2 |
| Young Adults (age 18 to 24) | 0 |
| Children (under age 18) | 3 |
| Unknown Age | 0 |
| Unknown Age - Believe to be Adult | 0 |
| Unknown Age - Believe to be Young Adult (18-24) | 0 |
| Unknown Age - Believe to be Adult (25+) | 0 |
| Unknown Age - Believe to be Child | 0 |
| Chronically Homeless | 0 |
| Veterans | 0 |



Data Quality Checks

| | |
|-------------------------------------|---|
| Persons Missing Age Information | 0 |
| Persons Missing Sleeping Location | 0 |
| Persons Missing Gender | 0 |
| Persons Missing Ethnicity | 0 |
| Persons Missing Race | 0 |
| Persons Missing Relation to HoH | 0 |
| Persons with Unknown Household Type | 0 |



All Households

Households with at Least one Adult and One Child

Household and Person Breakdown

| | |
|---------------------------------------|---|
| Total Number of Households | 2 |
| Total Number of Persons | 5 |
| Number of Children (under age 18) | 3 |
| Number of Young Adults (age 18 to 24) | 0 |
| Number of Adults (age 25 or older) | 2 |

Gender

| | |
|---|---|
| Female | 5 |
| Male | 0 |
| Transgender | 0 |
| A gender other than singularly female or male (e.g., nonbinary, genderfluid, agender, culturally specific gender) | 0 |
| Questioning | 0 |

Ethnicity

| | |
|---------------------------------|---|
| Non-Hispanic/Non-Latin(a)(o)(x) | 2 |
| Hispanic/Latin(a)(o)(x) | 3 |

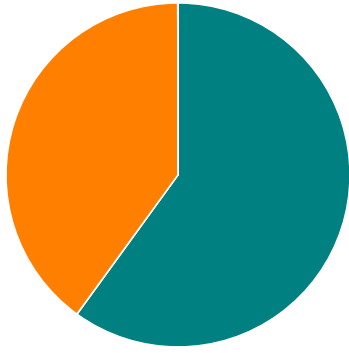
Race

| | |
|---|---|
| White | 3 |
| Black, African American or African | 2 |
| Asian | 0 |
| American Indian, Alaska Native, or Indigenous | 0 |
| Native Hawaiian or Pacific Islander | 0 |
| Multiple Races | 0 |

Chronically Homeless

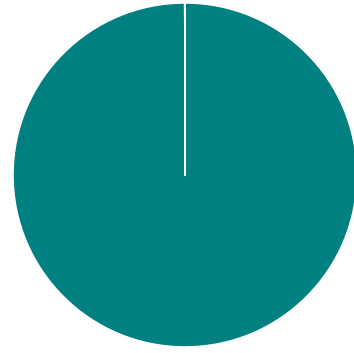
| | |
|----------------------------|---|
| Total Number of Households | 0 |
| Total Number of Persons | 0 |

Race



White Black or African American Asian
American Indian Native Hawaiian Multiple

Gender



Female Male Transgender
A gender other than singularly... Questioning

Households without Children

Household and Person Breakdown

| | |
|---------------------------------------|---|
| Total Number of Households | 0 |
| Total Number of Persons | 0 |
| Number of Young Adults (age 18 to 24) | 0 |
| Number of Adults (age 25 or older) | 0 |

Gender

| | |
|---|---|
| Female | 0 |
| Male | 0 |
| Transgender | 0 |
| A gender other than singularly female or male (e.g., nonbinary, genderfluid, agender, culturally specific gender) | 0 |
| Questioning | 0 |

Ethnicity

| | |
|---------------------------------|---|
| Non-Hispanic/Non-Latin(a)(o)(x) | 0 |
| Hispanic/Latin(a)(o)(x) | 0 |

Race

| | |
|---|---|
| White | 0 |
| Black, African American or African | 0 |
| Asian | 0 |
| American Indian, Alaska Native, or Indigenous | 0 |
| Native Hawaiian or Pacific Islander | 0 |
| Multiple Races | 0 |

Chronically Homeless

| | |
|-------------------------|---|
| Total Number of Persons | 0 |
|-------------------------|---|

Race

Gender

■ White
 ■ Black or African American
 ■ Asian
 ■ American Indian
 ■ Native Hawaiian
 ■ Multiple

■ Female
 ■ Male
 ■ Transgender
 ■ A gender other than singularly...
 ■ Questioning

Households with Only Children

Household and Person Breakdown

| | |
|----------------------------|---|
| Total Number of Households | 0 |
| Total Number of Children | 0 |

Gender

| | |
|---|---|
| Female | 0 |
| Male | 0 |
| Transgender | 0 |
| A gender other than singularly female or male (e.g., nonbinary, genderfluid, agender, culturally specific gender) | 0 |
| Questioning | 0 |

Ethnicity

| | |
|---------------------------------|---|
| Non-Hispanic/Non-Latin(a)(o)(x) | 0 |
| Hispanic/Latin(a)(o)(x) | 0 |

Race

| | |
|---|---|
| White | 0 |
| Black, African American or African | 0 |
| Asian | 0 |
| American Indian, Alaska Native, or Indigenous | 0 |
| Native Hawaiian or Pacific Islander | 0 |
| Multiple Races | 0 |

Chronically Homeless

| | |
|-------------------------|---|
| Total Number of Persons | 0 |
|-------------------------|---|

Race

Gender

■ White
 ■ Black or African American
 ■ Asian
■ American Indian
 ■ Native Hawaiian
 ■ Multiple

■ Female
 ■ Male
 ■ Transgender
■ A gender other than singularly...
 ■ Questioning

Veteran Households

Veteran Households with at Least One Adult and One Child

Household and Person Breakdown

| | |
|----------------------------|---|
| Total Number of Households | 0 |
| Total Number of Persons | 0 |
| Total Number of Veterans | 0 |

Gender

| | |
|---|---|
| Female | 0 |
| Male | 0 |
| Transgender | 0 |
| A gender other than singularly female or male (e.g., nonbinary, genderfluid, agender, culturally specific gender) | 0 |
| Questioning | 0 |

Ethnicity

| | |
|---------------------------------|---|
| Non-Hispanic/Non-Latin(a)(o)(x) | 0 |
| Hispanic/Latin(a)(o)(x) | 0 |

Race

| | |
|---|---|
| White | 0 |
| Black, African American or African | 0 |
| Asian | 0 |
| American Indian, Alaska Native, or Indigenous | 0 |
| Native Hawaiian or Pacific Islander | 0 |
| Multiple Races | 0 |

Chronically Homeless

| | |
|----------------------------|---|
| Total Number of Households | 0 |
| Total Number of Persons | 0 |

Race

Gender

■ White
 ■ Black or African American
 ■ Asian
■ American Indian
 ■ Native Hawaiian
 ■ Multiple

■ Female
 ■ Male
 ■ Transgender
■ A gender other than singularly...
 ■ Questioning

Veteran Households without Children

Household and Person Breakdown

| | |
|----------------------------|---|
| Total Number of Households | 0 |
| Total Number of Persons | 0 |
| Total Number of Veterans | 0 |

Gender

| | |
|---|---|
| Female | 0 |
| Male | 0 |
| Transgender | 0 |
| A gender other than singularly female or male (e.g., nonbinary, genderfluid, agender, culturally specific gender) | 0 |
| Questioning | 0 |

Ethnicity

| | |
|---------------------------------|---|
| Non-Hispanic/Non-Latin(a)(o)(x) | 0 |
| Hispanic/Latin(a)(o)(x) | 0 |

Race

| | |
|---|---|
| White | 0 |
| Black, African American or African | 0 |
| Asian | 0 |
| American Indian, Alaska Native, or Indigenous | 0 |
| Native Hawaiian or Pacific Islander | 0 |
| Multiple Races | 0 |

Chronically Homeless

| | |
|----------------------------|---|
| Total Number of Households | 0 |
| Total Number of Persons | 0 |

Race

Gender

■ White
 ■ Black or African American
 ■ Asian
 ■ American Indian
 ■ Native Hawaiian
 ■ Multiple

■ Female
 ■ Male
 ■ Transgender
 ■ A gender other than singularly...
 ■ Questioning

Youth Households

Unaccompanied Youth Households

Household and Person Breakdown

| | |
|--|---|
| Total Number of Unaccompanied Youth Households | 0 |
| Total Number of Unaccompanied Youth | 0 |
| Total Number of Unaccompanied Youth (under age 18) | 0 |
| Total Number of Unaccompanied Youth (18 to 24) | 0 |

Gender

| | |
|---|---|
| Female | 0 |
| Male | 0 |
| Transgender | 0 |
| A gender other than singularly female or male (e.g., nonbinary, genderfluid, agender, culturally specific gender) | 0 |
| Questioning | 0 |

Ethnicity

| | |
|---------------------------------|---|
| Non-Hispanic/Non-Latin(a)(o)(x) | 0 |
| Hispanic/Latin(a)(o)(x) | 0 |

Race

| | |
|---|---|
| White | 0 |
| Black, African American or African | 0 |
| Asian | 0 |
| American Indian, Alaska Native, or Indigenous | 0 |
| Native Hawaiian or Pacific Islander | 0 |
| Multiple Races | 0 |

Chronically Homeless

| | |
|-------------------------|---|
| Total Number of Persons | 0 |
|-------------------------|---|

Race

Gender

■ White
 ■ Black or African American
 ■ Asian
■ American Indian
 ■ Native Hawaiian
 ■ Multiple

■ Female
 ■ Male
 ■ Transgender
■ A gender other than singularly...
 ■ Questioning

Parenting Youth

Household and Person Breakdown

| | |
|---|---|
| Total Number of Parenting Youth Households | 0 |
| Total Number of Persons in Parenting Youth Households | 0 |
| Total Parenting Youth | 0 |
| Total Children in Parenting Youth Households | 0 |
| Number of Parenting Youth Under 18 | 0 |
| Children in Households with Parenting Youth Under 18 | 0 |
| Number of Parenting Youth 18 to 24 | 0 |
| Children in Households with Parenting Youth 18 to 24 | 0 |

Gender

| | |
|---|---|
| Female | 0 |
| Male | 0 |
| Transgender | 0 |
| A gender other than singularly female or male (e.g., nonbinary, genderfluid, agender, culturally specific gender) | 0 |
| Questioning | 0 |

Ethnicity

| | |
|---------------------------------|---|
| Non-Hispanic/Non-Latin(a)(o)(x) | 0 |
| Hispanic/Latin(a)(o)(x) | 0 |

Race

| | |
|---|---|
| White | 0 |
| Black, African American or African | 0 |
| Asian | 0 |
| American Indian, Alaska Native, or Indigenous | 0 |
| Native Hawaiian or Pacific Islander | 0 |
| Multiple Races | 0 |

Chronically Homeless

| | |
|----------------------------|---|
| Total Number of Households | 0 |
| Total Number of Persons | 0 |

Race

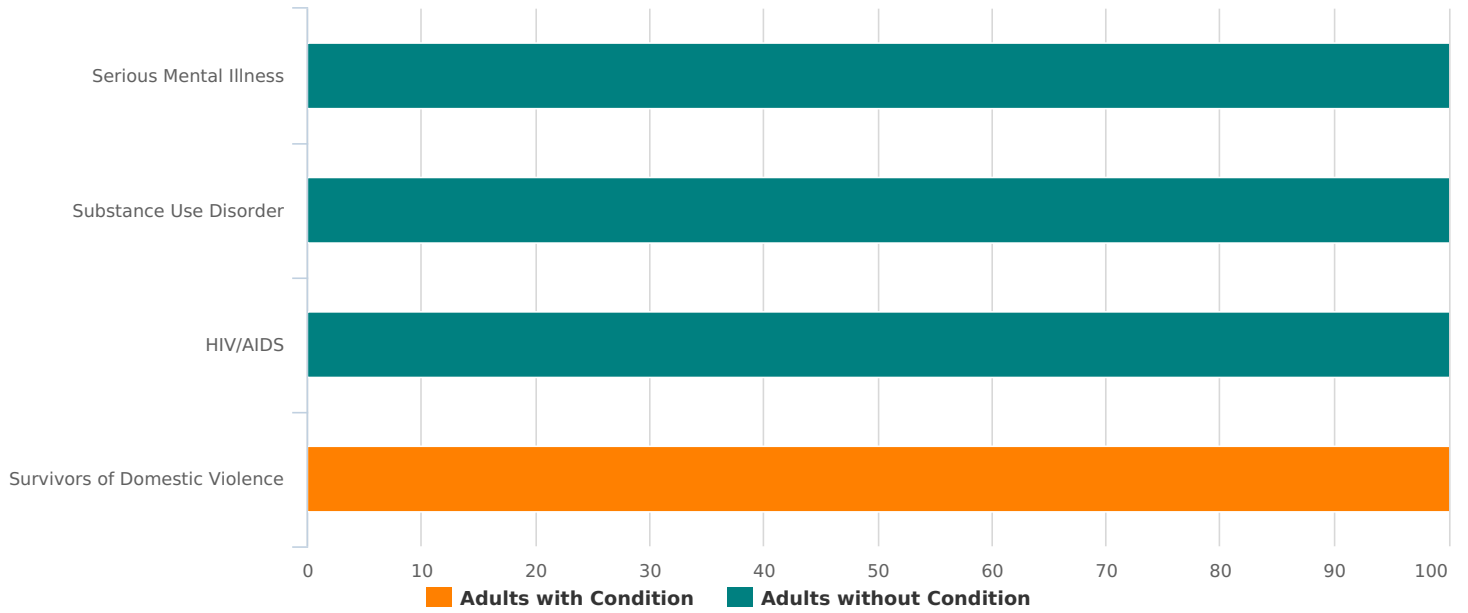
Gender

White Black or African American Asian
American Indian Native Hawaiian Multiple

Female Male Transgender
A gender other than singularly... Questioning

Additional Homeless Populations (Adults Only)

| | |
|---|---|
| Serious Mental Illness | 0 |
| Substance Use Disorder | 0 |
| HIV/AIDS | 0 |
| Survivors of Domestic Violence (optional) | 2 |



Personal Information

Do you identify as lesbian, gay, bisexual, transgender, and/or queer (LGBTQ+) ?

| | |
|------------|---|
| Yes | 0 |
| No | 2 |
| Don't Know | 0 |
| Refused | 0 |
| Total | 2 |

Have you been told or do you believe you have a chronic/ ongoing health condition that affects your ability to support yourself/family or live independently?

| | |
|--------------------|---|
| Yes | 0 |
| No | 2 |
| Don't Know | 0 |
| Refused | 0 |
| Data Not Collected | 0 |
| Total | 2 |

Have you been told or do you believe you have a physical disability that affects your ability to support yourself/family or live independently?

| | |
|--------------------|---|
| Yes | 0 |
| No | 2 |
| Don't Know | 0 |
| Refused | 0 |
| Data Not Collected | 0 |
| Total | 2 |

Have you been told or do you believe you have a developmental disability?

| | |
|--------------------|---|
| Yes | 0 |
| No | 2 |
| Don't Know | 0 |
| Refused | 0 |
| Data Not Collected | 0 |
| Total | 2 |

Experience with Homelessness

Where are you sleeping tonight?

| | |
|------------------------------|---|
| Abandoned building/structure | 0 |
| Bus, train station, airport | 0 |
| Outdoor encampment | 0 |
| Park | 0 |
| Street or Sidewalk | 0 |
| Under bridge/overpass | 0 |
| Vehicle | 0 |
| Total | 0 |

Is this the first time you've been homeless?

| | |
|------------|---|
| Yes | 2 |
| No | 0 |
| Don't Know | 0 |
| Refused | 0 |
| Total | 2 |

How old were you when you first became homeless?

| | |
|-------------------|---|
| Under 5 years old | 0 |
| 5-12 years old | 0 |
| 13-17 years old | 0 |
| 18-24 years old | 0 |
| 25-54 years old | 0 |
| 55-61 years old | 0 |
| 62+ years old | 0 |
| Total | 0 |

How many months did you stay in shelter or on the streets over the past 3 years?

| | |
|-----------------|---|
| 0 to 3 months | 0 |
| 4 to 6 months | 0 |
| 7 to 11 months | 0 |
| 1 to 2 years | 0 |
| 2 to 3 years | 0 |
| 3 years or more | 0 |
| Total | 0 |

How many separate times have you stayed in sheltered or on the streets in the past 3 years?

| | |
|-----------------|---|
| Fewer than 4 | 0 |
| 4 or more times | 0 |
| Don't Know | 0 |
| Refused | 0 |
| Total | 0 |

How many months have you been homeless this time?

| | |
|-----------------|---|
| 0 to 3 months | 1 |
| 4 to 6 months | 1 |
| 7 to 11 months | 0 |
| 1 to 2 years | 0 |
| 2 to 3 years | 0 |
| 3 years or more | 0 |
| Total | 2 |

Observation Surveys

Number of surveys: 0

Age Range

| | |
|-------------------|---|
| Under 5 years old | 0 |
| 5-12 years old | 0 |
| 13-17 years old | 0 |
| 18-24 years old | 0 |
| 25-34 years old | 0 |
| 35-44 years old | 0 |
| 45-54 years old | 0 |
| 55-61 years old | 0 |
| 62+ years old | 0 |
| Total | 0 |

What made you believe the person was experiencing homelessness?

| | |
|---|---|
| Activity (Panhandling. Sleeping outside. Sleeping in vehicle. Etc.) | 0 |
| Appearance (Carrying personal belongings/ clothing that wouldn't protect from the elements) | 0 |
| Prior interactions/known to be unhoused | 0 |
| They are accessing services for those experiencing homelessness | 0 |
| They informed me they are unhoused | 0 |
| Total *multiple answers can be selected* | 0 |

Where did you encounter this individual?

| | |
|--|---|
| Abandoned building/structure | 0 |
| Bus, train station, airport | 0 |
| Outdoor encampment | 0 |
| Park | 0 |
| Service Provider (soup kitchen, day shelter, etc.) | 0 |
| Street or sidewalk | 0 |
| Under bridge/overpass | 0 |
| Vehicle | 0 |
| Total | 0 |