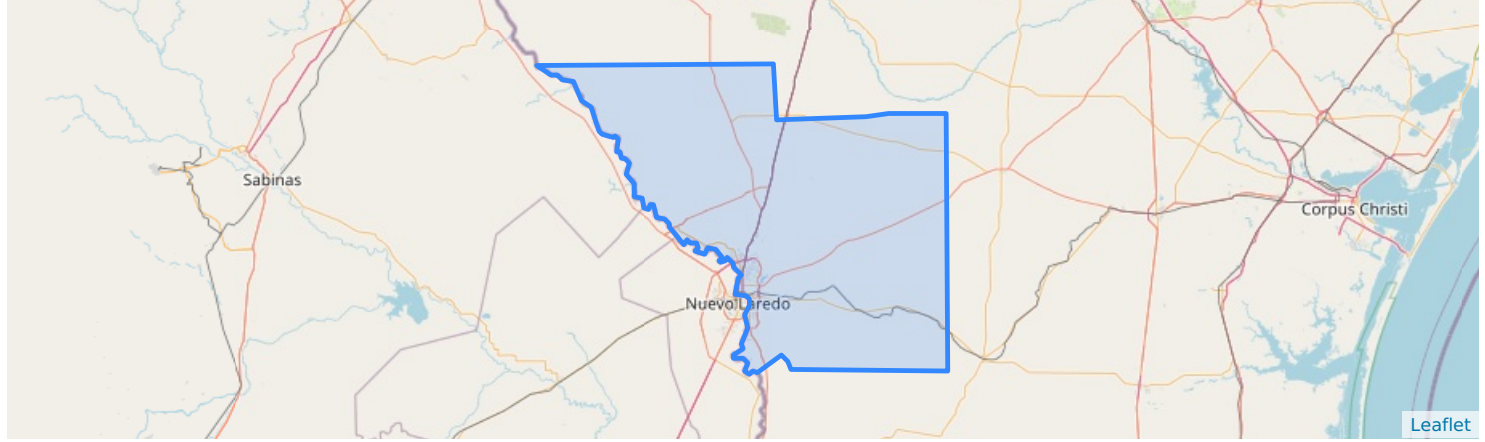


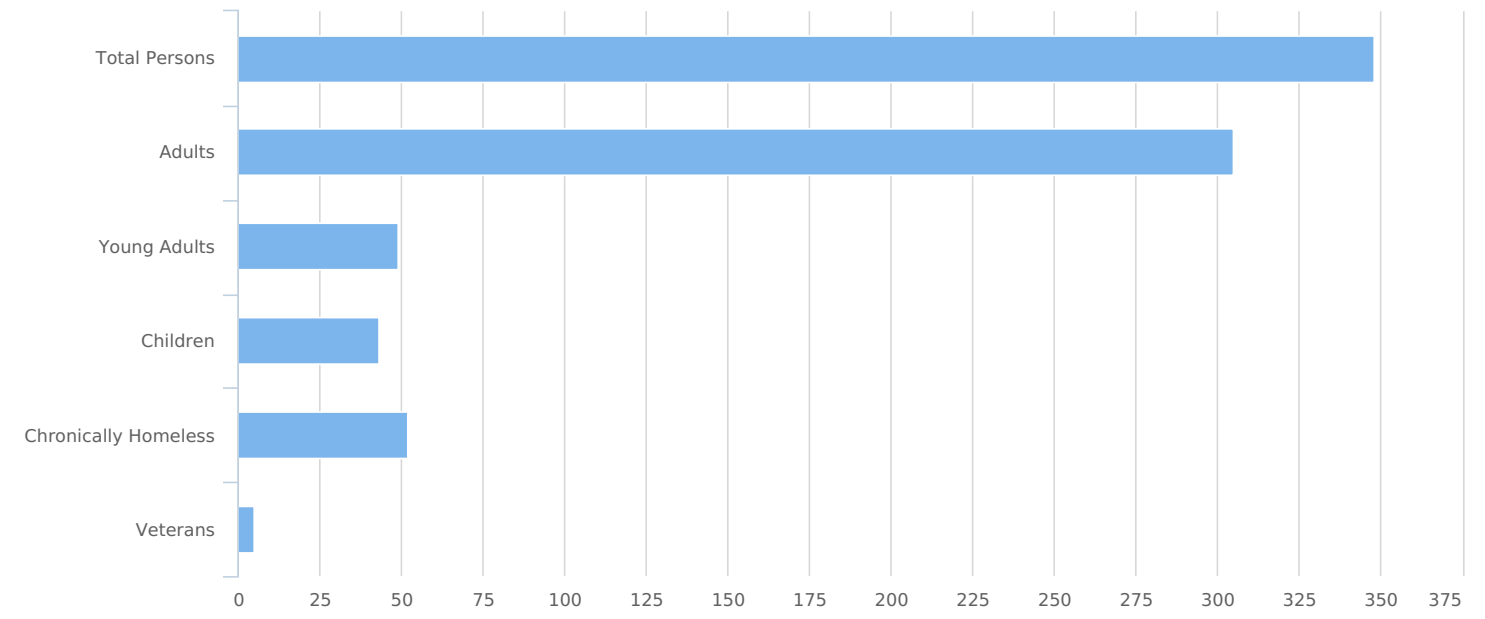
# HUD Point in Time Report - Combined

Count:	Texas Balance of State 2022 PIT Count	Geography:	Webb
Created by:	Paredes,Alex	Created on:	04/19/2022 2:06 PM

## Summary

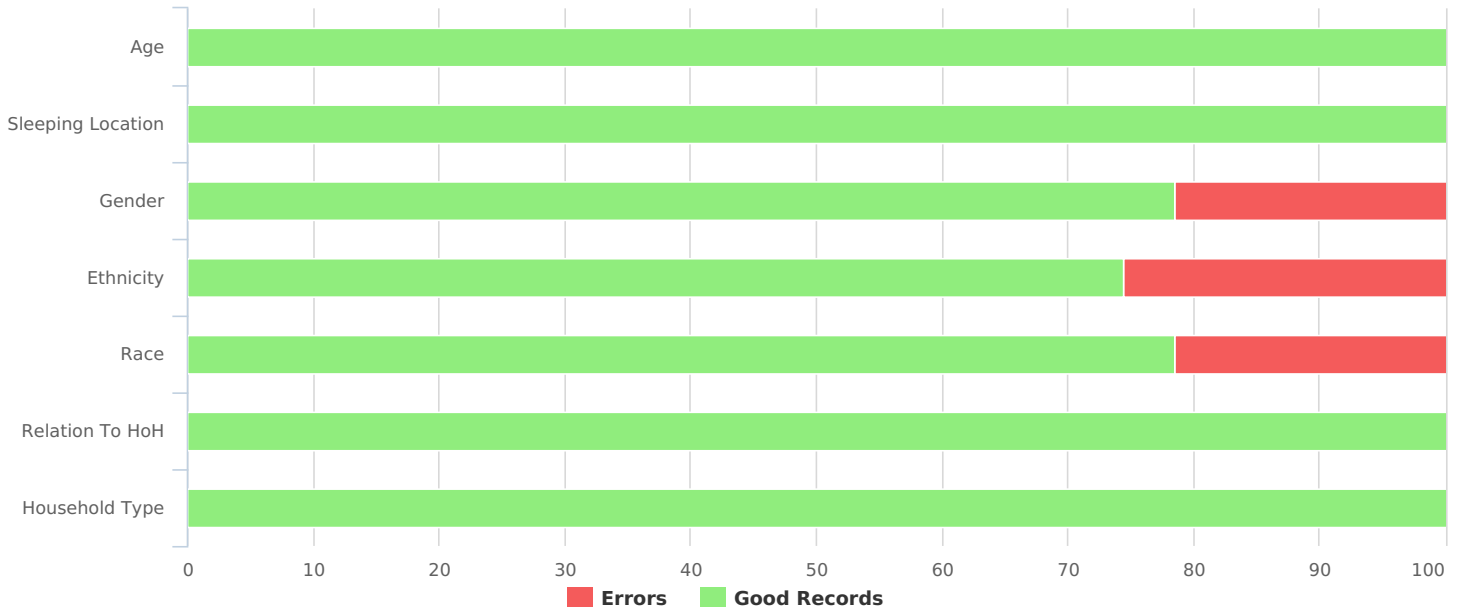


Total Persons	348
Adults (age 18 or older)	305
Young Adults (age 18 to 24)	49
Children (under age 18)	43
Unknown Age	0
Unknown Age - Believe to be Adult	0
Unknown Age - Believe to be Young Adult (18-24)	0
Unknown Age - Believe to be Adult (25+)	0
Unknown Age - Believe to be Child	0
Chronically Homeless	52
Veterans	5



## Data Quality Checks

Persons Missing Age Information	0
Persons Missing Sleeping Location	0
Persons Missing Gender	75
Persons Missing Ethnicity	89
Persons Missing Race	75
Persons Missing Relation to HoH	0
Persons with Unknown Household Type	0



## All Households

### Households with at Least one Adult and One Child

#### Household and Person Breakdown

Total Number of Households	19
Total Number of Persons	64
Number of Children (under age 18)	41
Number of Young Adults (age 18 to 24)	4
Number of Adults (age 25 or older)	19

#### Gender

Female	33
Male	31
Transgender	0
A gender other than singularly female or male (e.g., nonbinary, genderfluid, agender, culturally specific gender)	0
Questioning	0

#### Ethnicity

Non-Hispanic/Non-Latin(a)(o)(x)	2
Hispanic/Latin(a)(o)(x)	58

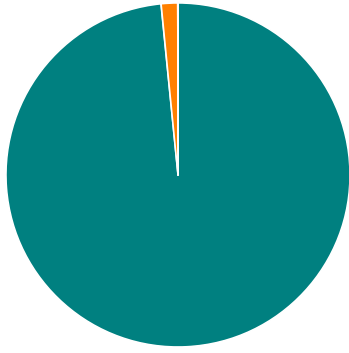
#### Race

White	63
Black, African American or African	1
Asian	0
American Indian, Alaska Native, or Indigenous	0
Native Hawaiian or Pacific Islander	0
Multiple Races	0

#### Chronically Homeless

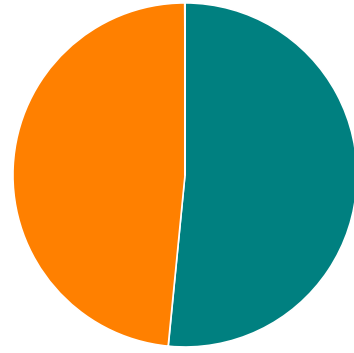
Total Number of Households	0
Total Number of Persons	0

Race



White Black or African American Asian  
American Indian Native Hawaiian Multiple

Gender



Female Male Transgender  
A gender other than singularly... Questioning

# Households without Children

## Household and Person Breakdown

Total Number of Households	280
Total Number of Persons	282
Number of Young Adults (age 18 to 24)	45
Number of Adults (age 25 or older)	237

## Gender

Female	114
Male	95
Transgender	0
A gender other than singularly female or male (e.g., nonbinary, genderfluid, agender, culturally specific gender)	0
Questioning	0

## Ethnicity

Non-Hispanic/Non-Latin(a)(o)(x)	20
Hispanic/Latin(a)(o)(x)	171

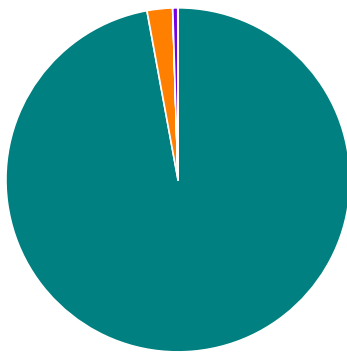
## Race

White	202
Black, African American or African	5
Asian	0
American Indian, Alaska Native, or Indigenous	0
Native Hawaiian or Pacific Islander	1
Multiple Races	0

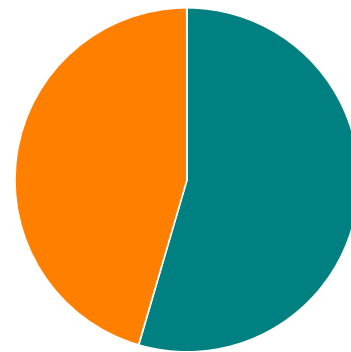
## Chronically Homeless

Total Number of Persons	52
-------------------------	----

Race



Gender



■ White
 ■ Black or African American
 ■ Asian
 ■ American Indian
 ■ Native Hawaiian
 ■ Multiple

■ Female
 ■ Male
 ■ Transgender
 ■ A gender other than singularly...
 ■ Questioning

# Households with Only Children

## Household and Person Breakdown

Total Number of Households	2
Total Number of Children	2

## Gender

Female	0
Male	0
Transgender	0
A gender other than singularly female or male (e.g., nonbinary, genderfluid, agender, culturally specific gender)	0
Questioning	0

## Ethnicity

Non-Hispanic/Non-Latin(a)(o)(x)	0
Hispanic/Latin(a)(o)(x)	0

## Race

White	0
Black, African American or African	0
Asian	0
American Indian, Alaska Native, or Indigenous	0
Native Hawaiian or Pacific Islander	0
Multiple Races	0

## Chronically Homeless

Total Number of Persons	0
-------------------------	---

Race

Gender

■ White  
 ■ Black or African American  
 ■ Asian  
■ American Indian  
 ■ Native Hawaiian  
 ■ Multiple

■ Female  
 ■ Male  
 ■ Transgender  
■ A gender other than singularly...  
 ■ Questioning

## Veteran Households

### Veteran Households with at Least One Adult and One Child

#### Household and Person Breakdown

Total Number of Households	0
Total Number of Persons	0
Total Number of Veterans	0

#### Gender

Female	0
Male	0
Transgender	0
A gender other than singularly female or male (e.g., nonbinary, genderfluid, agender, culturally specific gender)	0
Questioning	0

#### Ethnicity

Non-Hispanic/Non-Latin(a)(o)(x)	0
Hispanic/Latin(a)(o)(x)	0

#### Race

White	0
Black, African American or African	0
Asian	0
American Indian, Alaska Native, or Indigenous	0
Native Hawaiian or Pacific Islander	0
Multiple Races	0

#### Chronically Homeless

Total Number of Households	0
Total Number of Persons	0

Race

Gender

■ White   
 ■ Black or African American   
 ■ Asian  
■ American Indian   
 ■ Native Hawaiian   
 ■ Multiple

■ Female   
 ■ Male   
 ■ Transgender  
■ A gender other than singularly...   
 ■ Questioning

# Veteran Households without Children

## Household and Person Breakdown

Total Number of Households	5
Total Number of Persons	5
Total Number of Veterans	5

## Gender

Female	0
Male	5
Transgender	0
A gender other than singularly female or male (e.g., nonbinary, genderfluid, agender, culturally specific gender)	0
Questioning	0

## Ethnicity

Non-Hispanic/Non-Latin(a)(o)(x)	2
Hispanic/Latin(a)(o)(x)	3

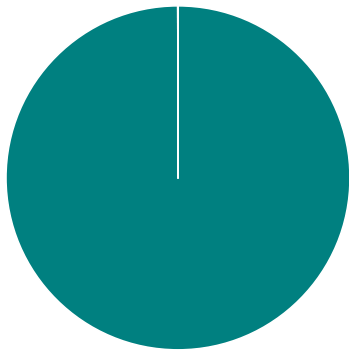
## Race

White	5
Black, African American or African	0
Asian	0
American Indian, Alaska Native, or Indigenous	0
Native Hawaiian or Pacific Islander	0
Multiple Races	0

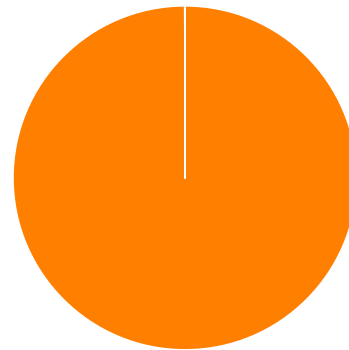
## Chronically Homeless

Total Number of Households	3
Total Number of Persons	3

Race



Gender



■ White
 ■ Black or African American
 ■ Asian
 ■ American Indian
 ■ Native Hawaiian
 ■ Multiple

■ Female
 ■ Male
 ■ Transgender
 ■ A gender other than singularly...
 ■ Questioning



# Youth Households

## Unaccompanied Youth Households

### Household and Person Breakdown

Total Number of Unaccompanied Youth Households	47
Total Number of Unaccompanied Youth	47
Total Number of Unaccompanied Youth (under age 18)	2
Total Number of Unaccompanied Youth (18 to 24)	45

### Gender

Female	37
Male	6
Transgender	0
A gender other than singularly female or male (e.g., nonbinary, genderfluid, agender, culturally specific gender)	0
Questioning	0

### Ethnicity

Non-Hispanic/Non-Latin(a)(o)(x)	1
Hispanic/Latin(a)(o)(x)	40

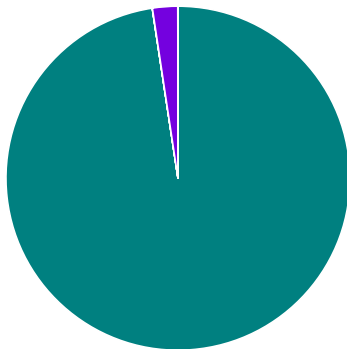
### Race

White	41
Black, African American or African	0
Asian	0
American Indian, Alaska Native, or Indigenous	0
Native Hawaiian or Pacific Islander	1
Multiple Races	0

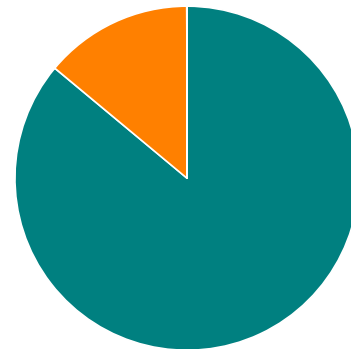
### Chronically Homeless

Total Number of Persons	1
-------------------------	---

Race



Gender



■ White
 ■ Black or African American
 ■ Asian
 ■ American Indian
 ■ Native Hawaiian
 ■ Multiple

■ Female
 ■ Male
 ■ Transgender
 ■ A gender other than singularly...
 ■ Questioning

# Parenting Youth

## Household and Person Breakdown

Total Number of Parenting Youth Households	3
Total Number of Persons in Parenting Youth Households	6
Total Parenting Youth	3
Total Children in Parenting Youth Households	3
Number of Parenting Youth Under 18	0
Children in Households with Parenting Youth Under 18	0
Number of Parenting Youth 18 to 24	3
Children in Households with Parenting Youth 18 to 24	3

## Gender

Female	3
Male	0
Transgender	0
A gender other than singularly female or male (e.g., nonbinary, genderfluid, agender, culturally specific gender)	0
Questioning	0

## Ethnicity

Non-Hispanic/Non-Latin(a)(o)(x)	0
Hispanic/Latin(a)(o)(x)	3

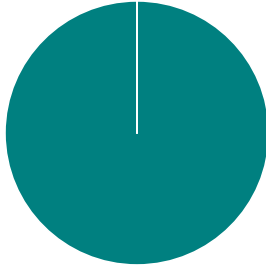
## Race

White	3
Black, African American or African	0
Asian	0
American Indian, Alaska Native, or Indigenous	0
Native Hawaiian or Pacific Islander	0
Multiple Races	0

## Chronically Homeless

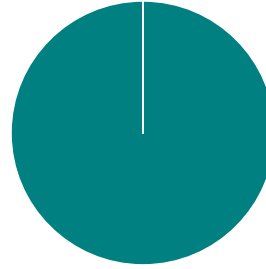
Total Number of Households	0
Total Number of Persons	0

Race



White Black or African American Asian  
American Indian Native Hawaiian Multiple

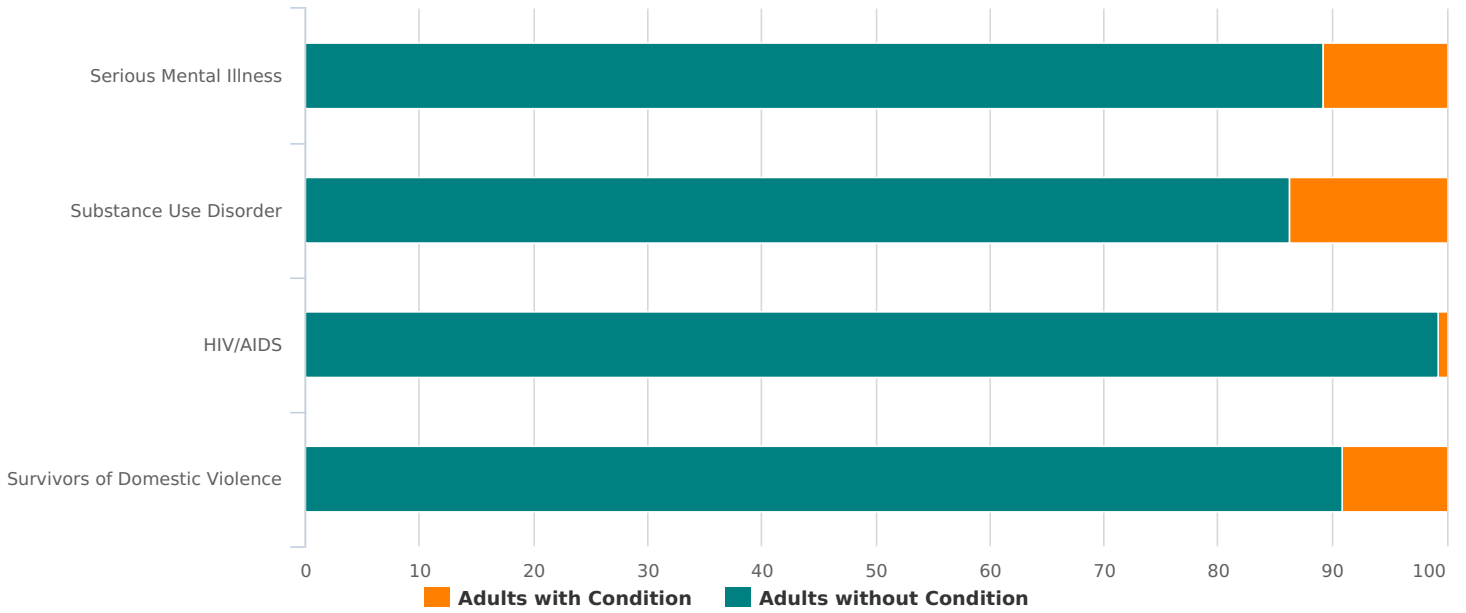
Gender



Female Male Transgender  
A gender other than singularly... Questioning

## Additional Homeless Populations (Adults Only)

Serious Mental Illness	33
Substance Use Disorder	42
HIV/AIDS	2
Survivors of Domestic Violence (optional)	28



## Personal Information

**Do you identify as lesbian, gay, bisexual, transgender, and/or queer (LGBTQ+) ?**

Yes	6
No	206
Don't Know	23
Refused	2
Total	237

**Have you been told or do you believe you have a chronic/ ongoing health condition that affects your ability to support yourself/family or live independently?**

Yes	28
No	109
Don't Know	10
Refused	3
Data Not Collected	74
Total	224

**Have you been told or do you believe you have a physical disability that affects your ability to support yourself/family or live independently?**

Yes	13
No	126
Don't Know	7
Refused	2
Data Not Collected	75
Total	223

**Have you been told or do you believe you have a developmental disability?**

Yes	6
No	131
Don't Know	7
Refused	3
Data Not Collected	76
Total	223

## Experience with Homelessness

### Where are you sleeping tonight?

Abandoned building/structure	6
Bus, train station, airport	2
Outdoor encampment	2
Park	6
Street or Sidewalk	15
Under bridge/overpass	14
Vehicle	3
Total	48

### Is this the first time you've been homeless?

Yes	161
No	66
Don't Know	0
Refused	3
Total	230

### How old were you when you first became homeless?

Under 5 years old	2
5-12 years old	1
13-17 years old	5
18-24 years old	16
25-54 years old	33
55-61 years old	6
62+ years old	3
Total	66

### How many months did you stay in shelter or on the streets over the past 3 years?

0 to 3 months	6
4 to 6 months	4
7 to 11 months	7
1 to 2 years	9
2 to 3 years	10
3 years or more	30
Total	66

**How many separate times have you stayed in sheltered or on the streets in the past 3 years?**

Fewer than 4	12
4 or more times	42
Don't Know	13
Refused	1
Total	68

**How many months have you been homeless this time?**

0 to 3 months	122
4 to 6 months	16
7 to 11 months	12
1 to 2 years	23
2 to 3 years	11
3 years or more	40
Total	224

## Observation Surveys

**Number of surveys:** **74**

### Age Range

Under 5 years old	0
5-12 years old	0
13-17 years old	2
18-24 years old	2
25-34 years old	14
35-44 years old	26
45-54 years old	15
55-61 years old	10
62+ years old	5
<b>Total</b>	<b>74</b>

### What made you believe the person was experiencing homelessness?

Activity (Panhandling. Sleeping outside. Sleeping in vehicle. Etc.)	46
Appearance (Carrying personal belongings/ clothing that wouldn't protect from the elements)	15
Prior interactions/known to be unhoused	4
They are accessing services for those experiencing homelessness	14
They informed me they are unhoused	9
<b>Total</b> *multiple answers can be selected*	<b>88</b>

### Where did you encounter this individual?

Abandoned building/structure	2
Bus, train station, airport	0
Outdoor encampment	5
Park	4
Service Provider (soup kitchen, day shelter, etc.)	27
Street or sidewalk	28
Under bridge/overpass	8
Vehicle	0
<b>Total</b>	<b>74</b>