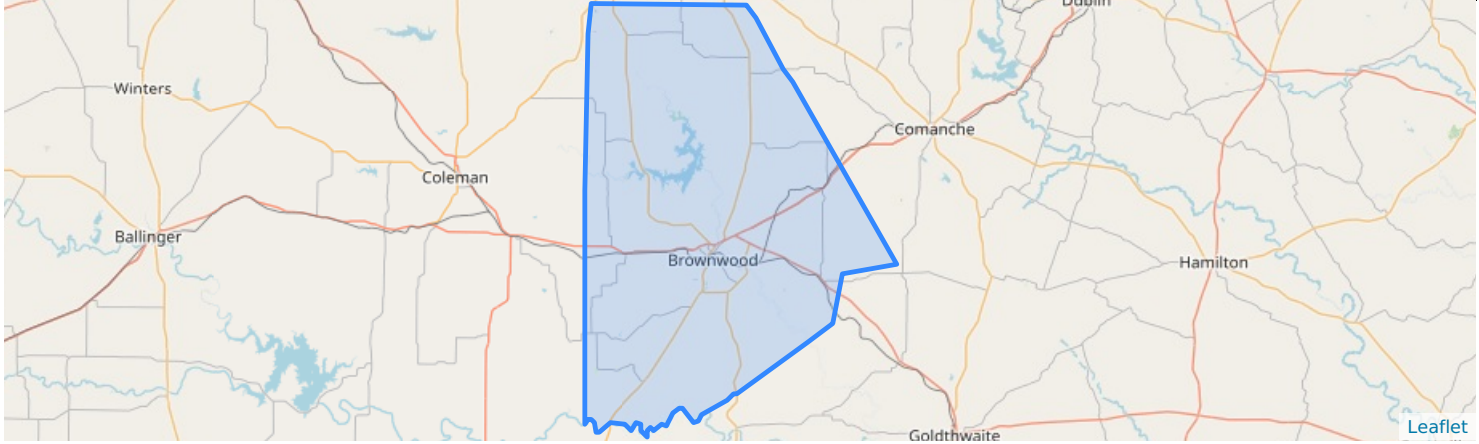
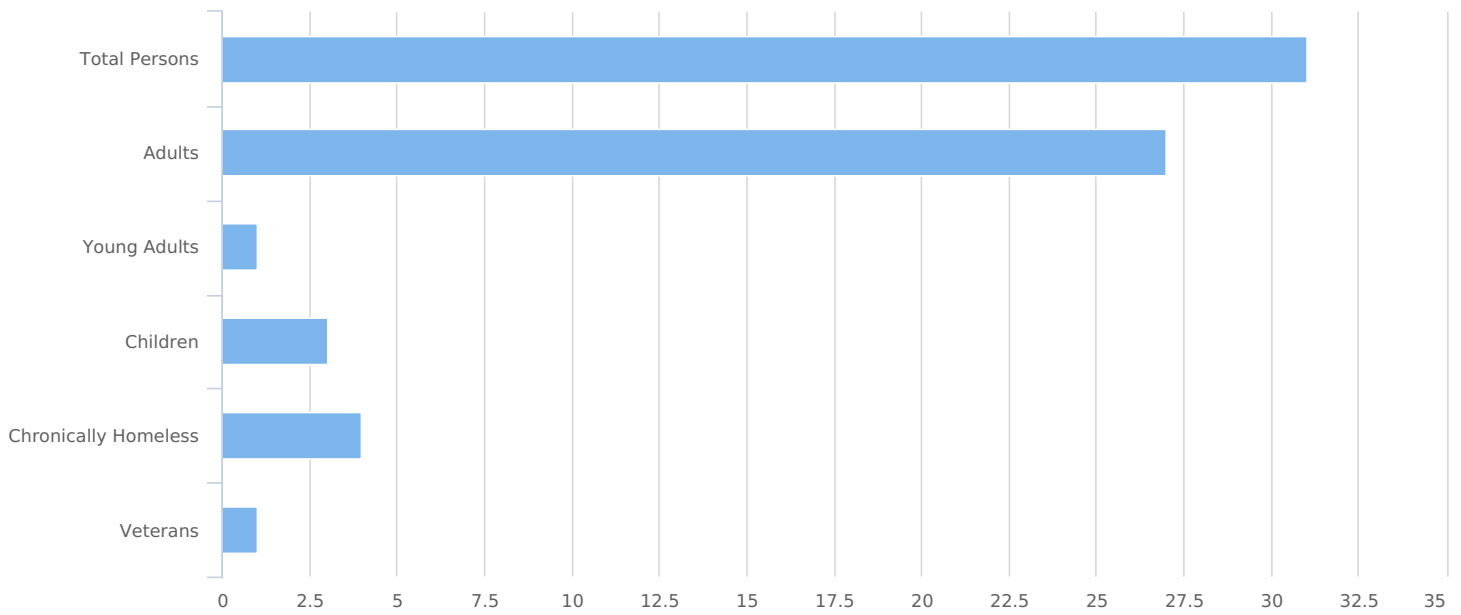


Count:	Texas Balance of State 2023 PIT Count	Geography:	Brown County
Created by:	Paredes,Ava	Created on:	04/05/2023 11:01 AM

Summary

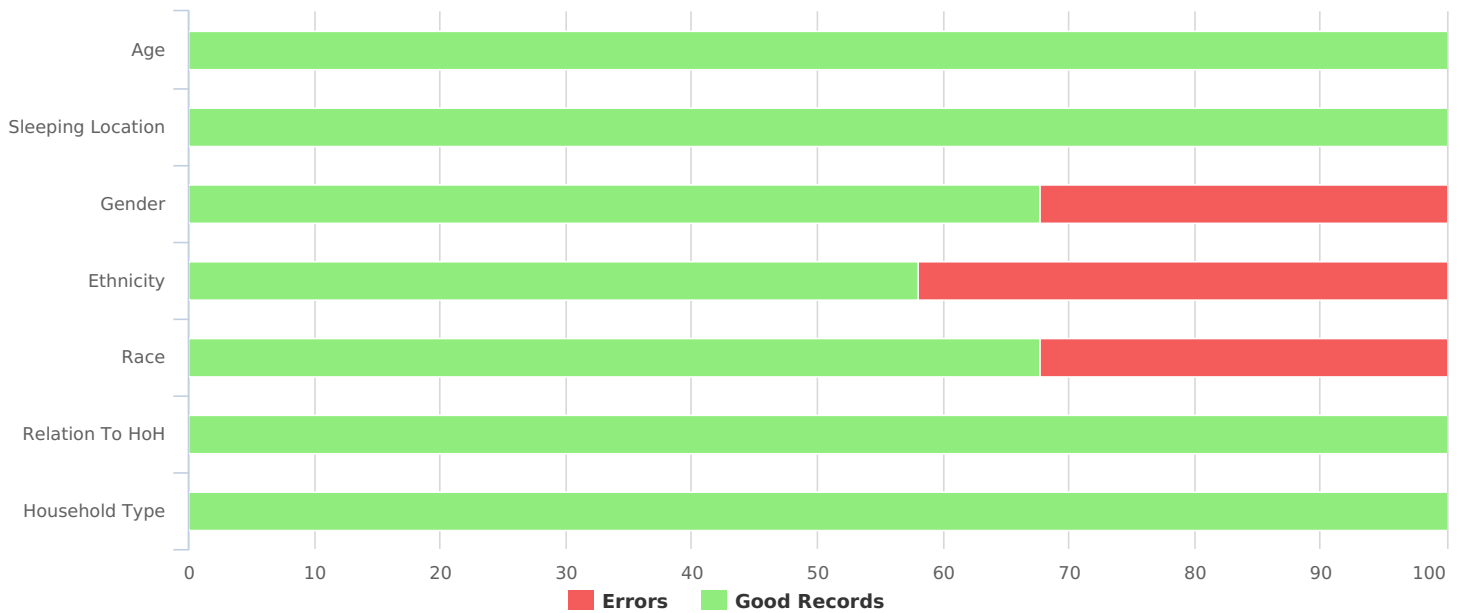


Total number of persons	31
Number of children (under age 18)	3
Number of youth (age 18 to 24)	1
Number of adults (age 25 to 34)	5
Number of adults (age 35 to 44)	9
Number of adults (age 45 to 54)	6
Number of adults (age 55 to 64)	5
Number of adults (age 65 or older)	2
Observed age 25 or older	0
Unknown Age	0
Chronically Homeless	4
Veterans	1



Data Quality Checks

Persons Missing Age Information	0
Persons Missing Sleeping Location	0
Persons Missing Gender	10
Persons Missing Ethnicity	13
Persons Missing Race	10
Persons Missing Relation to HoH	0
Persons with Unknown Household Type	0



Demographic Totals

What age range do you fall into?

Under 5 years old	2
5-12 years old	1
13-17 years old	0
18-24 years old	1
25-34 years old	5
35-44 years old	9
45-54 years old	6
55-64 years old	5
65+ years old	2
Total	31

Are you Hispanic/Latin(a)(o)(x)?

Hispanic/ Latin(a)(o)(x)	0
Non-Hispanic/ Non-Latin(a)(o)(x)	18
Don't Know	0
Refused	0
Total	18

What is your race?

American Indian/ Alaska Native/ Indigenous	0
Asian/ Asian American	1
Black/ African American/ African	6
Multiple	0
Native Hawaiian/ Other Pacific Islander	0
Other	0
Unknown	10
White	14
Total	31

What is your gender identity?

Female	12
Male	9
Transgender	0
A gender other than singularly female or male	0
Questioning	0
Client Doesn't Know/Client Refused	0
Data Not Collected	10
Total	31

All Households

Households with at Least One Adult and One Child

Household and Person Breakdown

Total number of households	2
Total number of persons	5
Number of children (under age 18)	3
Number of youth (age 18 to 24)	1
Number of adults (age 25 to 34)	0
Number of adults (age 35 to 44)	1
Number of adults (age 45 to 54)	0
Number of adults (age 55 to 64)	0
Number of adults (age 65 or older)	0
Observed age 25 or older	0

Gender

Female	4
Male	1
Transgender	0
A gender other than singularly female or male (e.g., non-binary, genderfluid, agender, culturally specific gender)	0
Questioning	0

Ethnicity

Non-Hispanic/Non-Latin(a)(o)(x)	4
Hispanic/Latin(a)(o)(x)	0

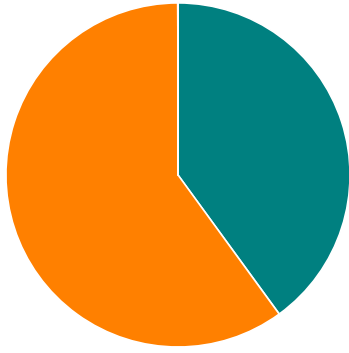
Race

White	2
Black, African American, or African	3
Asian or Asian American	0
American Indian, Alaska Native, or Indigenous	0
Native Hawaiian or Pacific Islander	0
Multiple Races	0

Chronically Homeless

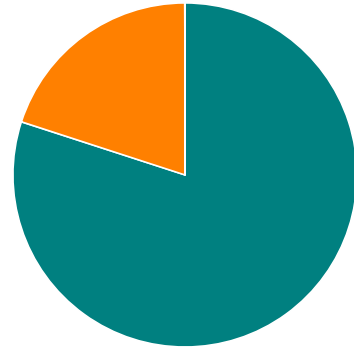
Total number of households	0
Total number of persons	0

Race



White Black or African American Asian
American Indian Native Hawaiian Multiple

Gender



Female Male Transgender
A gender other than singularly... Questioning

Households without Children

Household and Person Breakdown

Total number of households	24
Total number of persons	26
Number of youth (age 18 to 24)	0
Number of adults (age 25 to 34)	5
Number of adults (age 35 to 44)	8
Number of adults (age 45 to 54)	6
Number of adults (age 55 to 64)	5
Number of adults (age 65 or older)	2
Observed age 25 or older	0

Gender

Female	8
Male	8
Transgender	0
A gender other than singularly female or male (e.g., non-binary, genderfluid, agender, culturally specific gender)	0
Questioning	0

Ethnicity

Non-Hispanic/Non-Latin(a)(o)(x)	14
Hispanic/Latin(a)(o)(x)	0

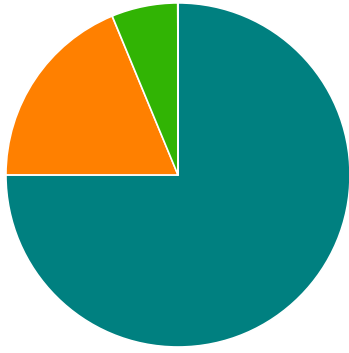
Race

White	12
Black, African American, or African	3
Asian or Asian American	1
American Indian, Alaska Native, or Indigenous	0
Native Hawaiian or Pacific Islander	0
Multiple Races	0

Chronically Homeless

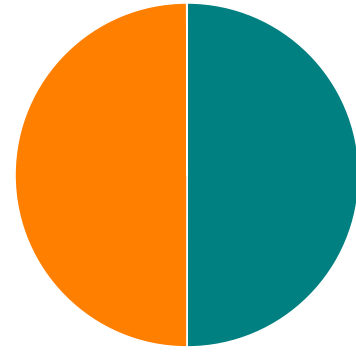
Total number of persons	4
-------------------------	---

Race



White Black or African American Asian
American Indian Native Hawaiian Multiple

Gender



Female Male Transgender
A gender other than singularly... Questioning

Households with Only Children

Household and Person Breakdown

Total number of households	0
Total number of children (persons under age 18)	0

Gender

Female	0
Male	0
Transgender	0
A gender other than singularly female or male (e.g., non-binary, genderfluid, agender, culturally specific gender)	0
Questioning	0

Ethnicity

Non-Hispanic/Non-Latin(a)(o)(x)	0
Hispanic/Latin(a)(o)(x)	0

Race

White	0
Black, African American, or African	0
Asian or Asian American	0
American Indian, Alaska Native, or Indigenous	0
Native Hawaiian or Pacific Islander	0
Multiple Races	0

Chronically Homeless

Total number of persons	0
-------------------------	---

Race

Gender

■ White
 ■ Black or African American
 ■ Asian
■ American Indian
 ■ Native Hawaiian
 ■ Multiple

■ Female
 ■ Male
 ■ Transgender
■ A gender other than singularly...
 ■ Questioning

Personal Information

Do you identify as lesbian, gay, bisexual, transgender, and/or queer (LGBTQ+)?

Yes	2
No	16
Don't Know	0
Refused	0
Total	18

Have you been told or do you believe you have a chronic/ ongoing health condition that affects your ability to support yourself/family or live independently?

Yes	4
No	12
Don't Know	2
Refused	0
Data Not Collected	0
Total	18

Have you been told or do you believe you have a physical disability that affects your ability to support yourself/family or live independently?

Yes	3
No	15
Don't Know	0
Refused	0
Data Not Collected	0
Total	18

Have you been told or do you believe you have a developmental disability?

Yes	1
No	17
Don't Know	0
Refused	0
Data Not Collected	0
Total	18

Experience with Homelessness

Where are you sleeping tonight?

Abandoned building/structure	0
Bus, train station, airport	0
Other	0
Outdoor encampment	0
Park	0
Street or Sidewalk	0
Under bridge/overpass	2
Vehicle	1
Total	3

Is this the first time you've been homeless?

Yes	10
No	8
Don't Know	0
Refused	0
Total	18

How old were you when you first became homeless?

17 or younger	0
18-24 years old	0
25-34 years old	0
35-44 years old	0
45-54 years old	7
55-64 years old	1
65+ years old	0
Person Doesn't Know	0
Person refused	0
Total	8

How many months did you stay in shelter or on the streets over the past 3 years?

0 to 3 months	1
4 to 6 months	3
7 to 11 months	2
1 to 2 years	1
2 to 3 years	1
3 years or more	0
Total	8

How many separate times have you stayed in sheltered or on the streets in the past 3 years?

Fewer than 4	6
4 or more times	2
Don't Know	0
Refused	0
Total	8

How many months have you been homeless this time?

0 to 3 months	8
4 to 6 months	5
7 to 11 months	0
1 to 2 years	2
2 to 3 years	1
3 years or more	2
Total	18

Veteran Households

Veteran Households with at Least One Adult and One Child

Household and Person Breakdown

Total number of households	0
Total number of persons	0
Total number of Veterans	0

Gender (veterans only)

Female	0
Male	0
Transgender	0
A gender other than singularly female or male (e.g., non-binary, genderfluid, agender, culturally specific gender)	0
Questioning	0

Ethnicity (veterans only)

Non-Hispanic/Non-Latin(a)(o)(x)	0
Hispanic/Latin(a)(o)(x)	0

Race (veterans only)

White	0
Black, African American, or African	0
Asian or Asian American	0
American Indian, Alaska Native, or Indigenous	0
Native Hawaiian or Pacific Islander	0
Multiple Races	0

Chronically Homeless

Total number of households	0
Total number of persons	0

Race

Gender

■ White
 ■ Black or African American
 ■ Asian
■ American Indian
 ■ Native Hawaiian
 ■ Multiple

■ Female
 ■ Male
 ■ Transgender
■ A gender other than singularly...
 ■ Questioning

Veteran Households without Children

Household and Person Breakdown

Total number of households	1
Total number of persons	1
Total Number of Veterans	1

Gender (veterans only)

Female	0
Male	1
Transgender	0
A gender other than singularly female or male (e.g., non-binary, genderfluid, agender, culturally specific gender)	0
Questioning	0

Ethnicity (veterans only)

Non-Hispanic/Non-Latin(a)(o)(x)	1
Hispanic/Latin(a)(o)(x)	0

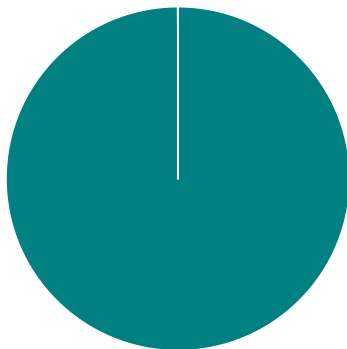
Race (veterans only)

White	1
Black, African American, or African	0
Asian or Asian American	0
American Indian, Alaska Native, or Indigenous	0
Native Hawaiian or Pacific Islander	0
Multiple Races	0

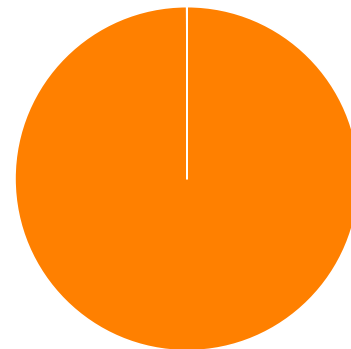
Chronically Homeless

Total number of households	1
Total number of persons	1

Race



Gender



■ White
 ■ Black or African American
 ■ Asian
 ■ American Indian
 ■ Native Hawaiian
 ■ Multiple

■ Female
 ■ Male
 ■ Transgender
 ■ A gender other than singularly...
 ■ Questioning

Youth Households

Unaccompanied Youth Households

Household and Person Breakdown

Total number of unaccompanied youth households	0
Total number of unaccompanied youth	0
Number of unaccompanied youth (under age 18)	0
Number of unaccompanied youth (age 18 to 24)	0

Gender (unaccompanied youth)

Female	0
Male	0
Transgender	0
A gender other than singularly female or male (e.g., non-binary, genderfluid, agender, culturally specific gender)	0
Questioning	0

Ethnicity (unaccompanied youth)

Non-Hispanic/Non-Latin(a)(o)(x)	0
Hispanic/Latin(a)(o)(x)	0

Race (unaccompanied youth)

White	0
Black, African American, or African	0
Asian or Asian American	0
American Indian, Alaska Native, or Indigenous	0
Native Hawaiian or Pacific Islander	0
Multiple Races	0

Chronically Homeless

Total number of persons	0
-------------------------	---

Race

Gender

■ White
 ■ Black or African American
 ■ Asian
■ American Indian
 ■ Native Hawaiian
 ■ Multiple

■ Female
 ■ Male
 ■ Transgender
■ A gender other than singularly...
 ■ Questioning

Parenting Youth

Household and Person Breakdown

Total number of parenting youth households	1
Total number of persons in parenting youth households	2
Total Parenting Youth (youth parents only)	1
Total Children in Parenting Youth Households	1
Number of parenting youth under age 18	0
Children in households with parenting youth under age 18	0
Number of parenting youth age 18 to 24	1
Children in households with parenting youth age 18 to 24	1

Gender (youth parents only)

Female	1
Male	0
Transgender	0
A gender other than singularly female or male (e.g., non-binary, genderfluid, agender, culturally specific gender)	0
Questioning	0

Ethnicity (youth parents only)

Non-Hispanic/Non-Latin(a)(o)(x)	1
Hispanic/Latin(a)(o)(x)	0

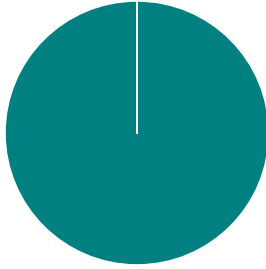
Race (youth parents only)

White	1
Black, African American, or African	0
Asian or Asian American	0
American Indian, Alaska Native, or Indigenous	0
Native Hawaiian or Pacific Islander	0
Multiple Races	0

Chronically Homeless

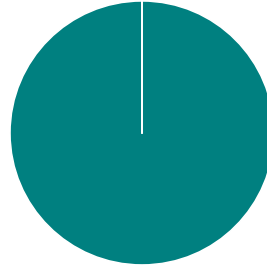
Total number of households	0
Total number of persons	0

Race



White Black or African American Asian
American Indian Native Hawaiian Multiple

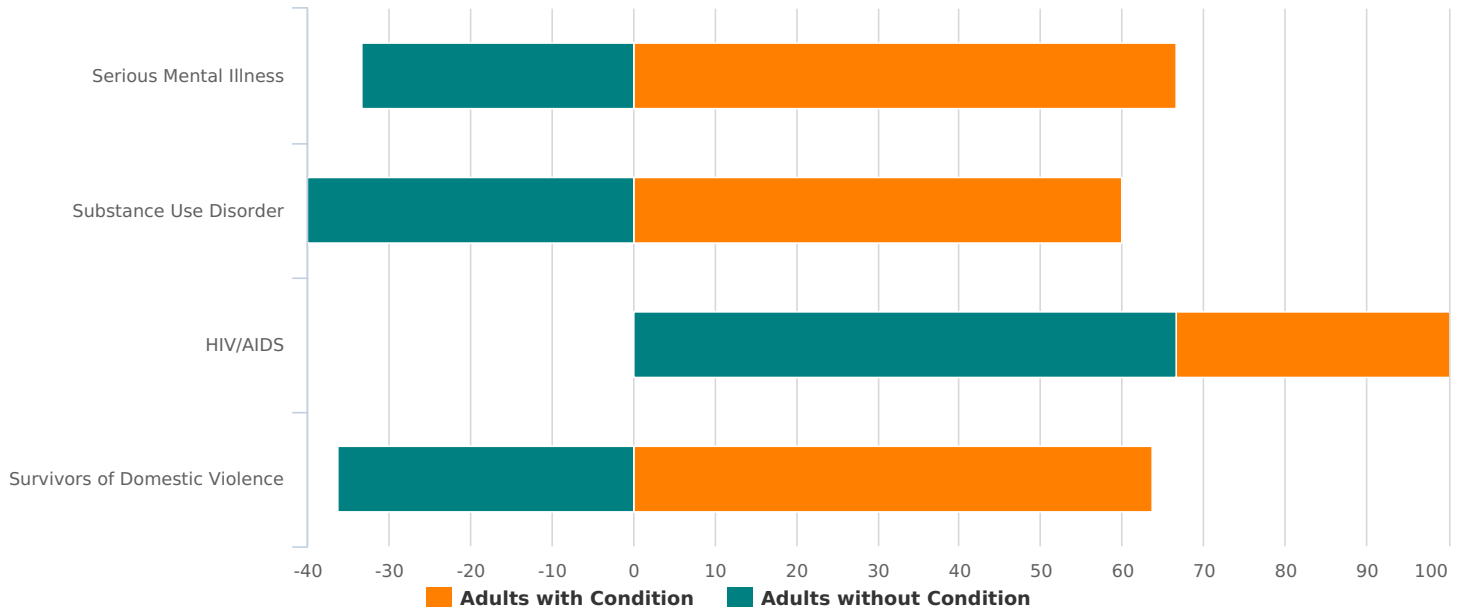
Gender



Female Male Transgender
A gender other than singularly... Questioning

Additional Homeless Populations (Adults Only)

Adults with a Serious Mental Illness	6
Adults with a Substance Use Disorder	9
Adults with HIV/AIDS	1
Adult Survivors of Domestic Violence (optional)	7



Observation Surveys

Number of surveys: **10**

Age Range

Under 5 years old	0
5-12 years old	0
13-17 years old	0
18-24 years old	0
25-34 years old	2
35-44 years old	3
45-54 years old	1
55-64 years old	3
65+ years old	1
Total	10

What made you believe the person was experiencing homelessness?

Activity (Panhandling. Sleeping outside. Sleeping in vehicle. Etc.)	10
Appearance (Carrying personal belongings/ clothing that wouldn't protect from the elements)	8
Prior interactions/known to be unhoused	2
They are accessing services for those experiencing homelessness	0
They informed me they are unhoused	0
Total	20
<i>*multiple answers can be selected*</i>	

Where did you encounter this individual?

Abandoned building/ structure	0
Bus, train station, airport	0
Outdoor encampment	1
Park	0
Service Provider (soup kitchen, day shelter, etc.)	0
Street or sidewalk	1
Under bridge/overpass	8
Vehicle	0
Total	10