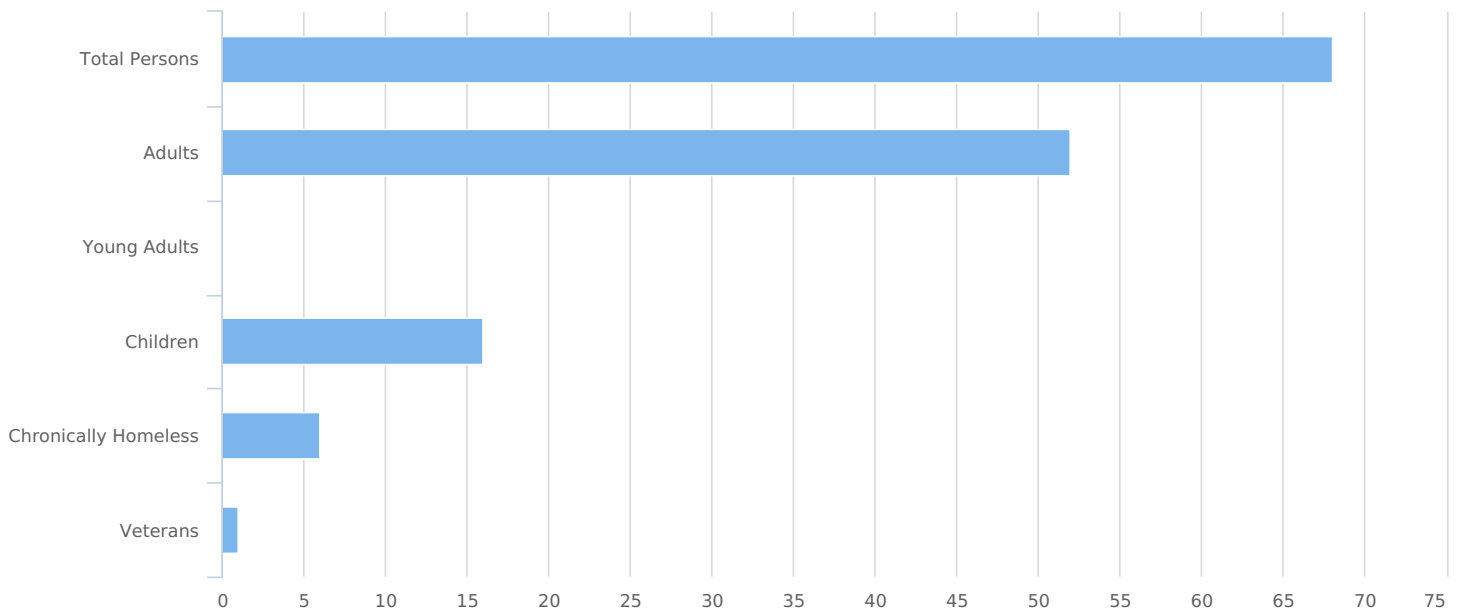


|             |                                       |             |                     |
|-------------|---------------------------------------|-------------|---------------------|
| Count:      | Texas Balance of State 2023 PIT Count | Geography:  | Ector County        |
| Created by: | Paredes,Ava                           | Created on: | 04/05/2023 11:13 AM |

## Summary

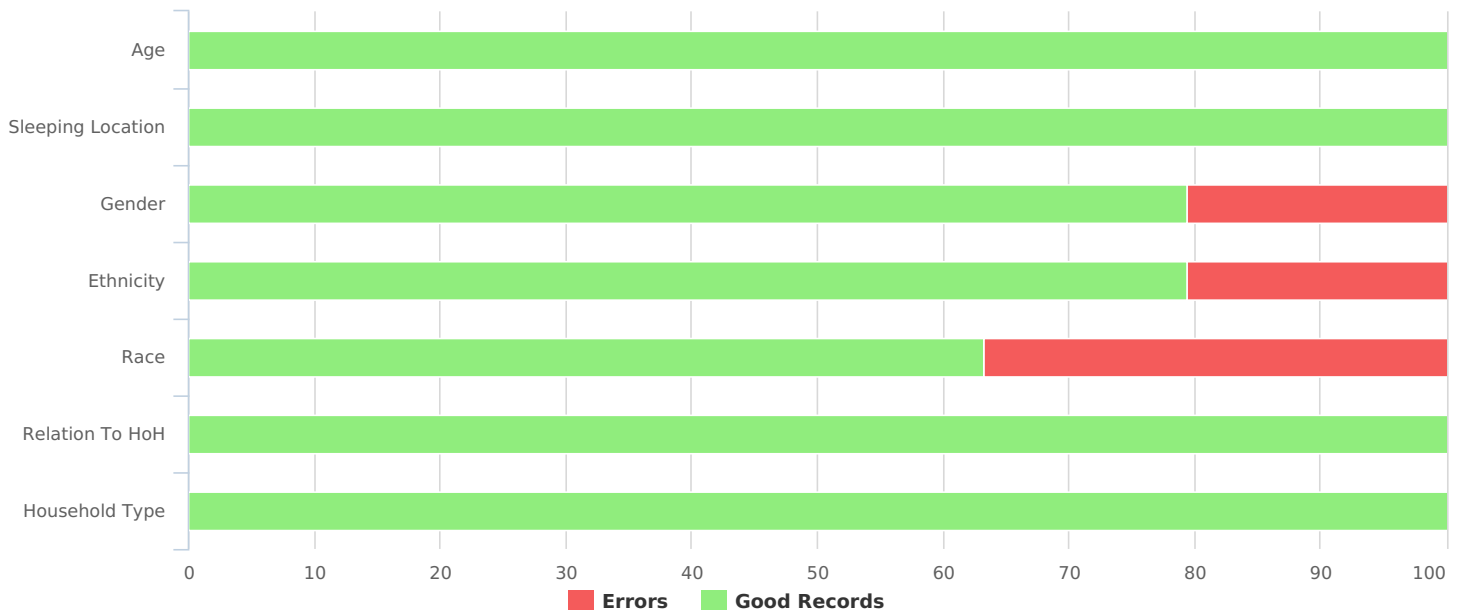


|                                    |    |
|------------------------------------|----|
| Total number of persons            | 68 |
| Number of children (under age 18)  | 16 |
| Number of youth (age 18 to 24)     | 0  |
| Number of adults (age 25 to 34)    | 11 |
| Number of adults (age 35 to 44)    | 9  |
| Number of adults (age 45 to 54)    | 17 |
| Number of adults (age 55 to 64)    | 12 |
| Number of adults (age 65 or older) | 3  |
| Observed age 25 or older           | 0  |
| Unknown Age                        | 0  |
| Chronically Homeless               | 6  |
| Veterans                           | 1  |



### Data Quality Checks

|                                     |    |
|-------------------------------------|----|
| Persons Missing Age Information     | 0  |
| Persons Missing Sleeping Location   | 0  |
| Persons Missing Gender              | 14 |
| Persons Missing Ethnicity           | 14 |
| Persons Missing Race                | 25 |
| Persons Missing Relation to HoH     | 0  |
| Persons with Unknown Household Type | 0  |



## Demographic Totals

### What age range do you fall into?

|                   |           |
|-------------------|-----------|
| Under 5 years old | 2         |
| 5-12 years old    | 11        |
| 13-17 years old   | 3         |
| 18-24 years old   | 0         |
| 25-34 years old   | 11        |
| 35-44 years old   | 9         |
| 45-54 years old   | 17        |
| 55-64 years old   | 12        |
| 65+ years old     | 3         |
| <b>Total</b>      | <b>68</b> |

### Are you Hispanic/Latin(a)(o)(x)?

|                                  |           |
|----------------------------------|-----------|
| Hispanic/ Latin(a)(o)(x)         | 30        |
| Non-Hispanic/ Non-Latin(a)(o)(x) | 24        |
| Don't Know                       | 0         |
| Refused                          | 0         |
| <b>Total</b>                     | <b>54</b> |

### What is your race?

|   |           |
|---|-----------|
| American Indian/ Alaska Native/<br>Indigenous | 1         |
| Asian/ Asian American                         | 0         |
| Black/ African American/ African              | 8         |
| Multiple                                      | 0         |
| Native Hawaiian/ Other Pacific Islander       | 1         |
| Other   | 0         |
| Unknown                                       | 25        |
| White   | 33        |
| <b>Total</b>                                  | <b>68</b> |

### What is your gender identity?

|  |           |
|--|-----------|
| Female   | 23        |
| Male   | 31        |
| Transgender                                      | 0         |
| A gender other than singularly female or<br>male | 0         |
| Questioning                                      | 0         |
| Client Doesn't Know/Client Refused               | 0         |
| Data Not Collected                               | 14        |
| <b>Total</b>                                     | <b>68</b> |

## All Households

### Households with at Least One Adult and One Child

#### Household and Person Breakdown

|                                    |    |
|------------------------------------|----|
| Total number of households         | 9  |
| Total number of persons            | 26 |
| Number of children (under age 18)  | 16 |
| Number of youth (age 18 to 24)     | 0  |
| Number of adults (age 25 to 34)    | 2  |
| Number of adults (age 35 to 44)    | 3  |
| Number of adults (age 45 to 54)    | 4  |
| Number of adults (age 55 to 64)    | 0  |
| Number of adults (age 65 or older) | 1  |
| Observed age 25 or older           | 0  |

#### Gender

|  |    |
|--|----|
| Female   | 13 |
| Male   | 8  |
| Transgender  | 0  |
| A gender other than singularly female or male<br>(e.g., non-binary, genderfluid, agender,<br>culturally specific gender) | 0  |
| Questioning  | 0  |

#### Ethnicity

|                                 |    |
|---------------------------------|----|
| Non-Hispanic/Non-Latin(a)(o)(x) | 7  |
| Hispanic/Latin(a)(o)(x)         | 14 |

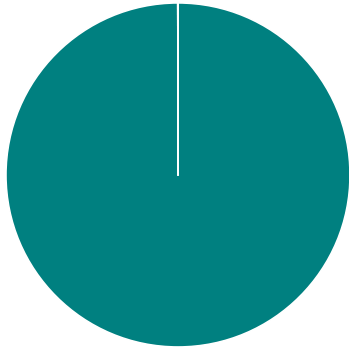
#### Race

|   |    |
|---|----|
| White   | 18 |
| Black, African American, or African           | 0  |
| Asian or Asian American                       | 0  |
| American Indian, Alaska Native, or Indigenous | 0  |
| Native Hawaiian or Pacific Islander           | 0  |
| Multiple Races                                | 0  |

#### Chronically Homeless

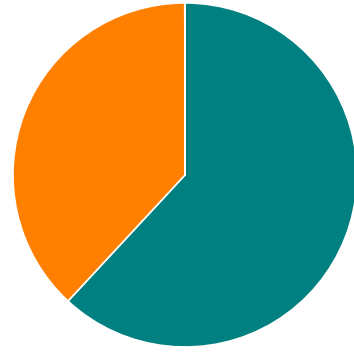
|                            |   |
|----------------------------|---|
| Total number of households | 1 |
| Total number of persons    | 3 |

Race



White Black or African American Asian  
American Indian Native Hawaiian Multiple

Gender



Female Male Transgender  
A gender other than singularly... Questioning

# Households without Children

## Household and Person Breakdown

|                                    |    |
|------------------------------------|----|
| Total number of households         | 42 |
| Total number of persons            | 42 |
| Number of youth (age 18 to 24)     | 0  |
| Number of adults (age 25 to 34)    | 9  |
| Number of adults (age 35 to 44)    | 6  |
| Number of adults (age 45 to 54)    | 13 |
| Number of adults (age 55 to 64)    | 12 |
| Number of adults (age 65 or older) | 2  |
| Observed age 25 or older           | 0  |

## Gender

|  |    |
|--|----|
| Female   | 10 |
| Male   | 23 |
| Transgender  | 0  |
| A gender other than singularly female or male<br>(e.g., non-binary, genderfluid, agender,<br>culturally specific gender) | 0  |
| Questioning  | 0  |

## Ethnicity

|                                 |    |
|---------------------------------|----|
| Non-Hispanic/Non-Latin(a)(o)(x) | 17 |
| Hispanic/Latin(a)(o)(x)         | 16 |

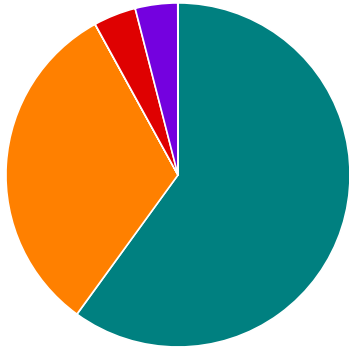
## Race

|   |    |
|---|----|
| White   | 15 |
| Black, African American, or African           | 8  |
| Asian or Asian American                       | 0  |
| American Indian, Alaska Native, or Indigenous | 1  |
| Native Hawaiian or Pacific Islander           | 1  |
| Multiple Races                                | 0  |

## Chronically Homeless

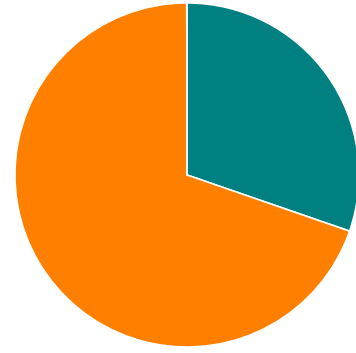
|                         |   |
|-------------------------|---|
| Total number of persons | 3 |
|-------------------------|---|

Race



White Black or African American Asian  
American Indian Native Hawaiian Multiple

Gender



Female Male Transgender  
A gender other than singularly... Questioning

# Households with Only Children

## Household and Person Breakdown

|   |   |
|---|---|
| Total number of households                      | 0 |
| Total number of children (persons under age 18) | 0 |

## Gender

|  |   |
|--|---|
| Female   | 0 |
| Male   | 0 |
| Transgender  | 0 |
| A gender other than singularly female or male (e.g., non-binary, genderfluid, agender, culturally specific gender) | 0 |
| Questioning  | 0 |

## Ethnicity

|                                 |   |
|---------------------------------|---|
| Non-Hispanic/Non-Latin(a)(o)(x) | 0 |
| Hispanic/Latin(a)(o)(x)         | 0 |

## Race

|   |   |
|---|---|
| White   | 0 |
| Black, African American, or African           | 0 |
| Asian or Asian American                       | 0 |
| American Indian, Alaska Native, or Indigenous | 0 |
| Native Hawaiian or Pacific Islander           | 0 |
| Multiple Races                                | 0 |

## Chronically Homeless

|                         |   |
|-------------------------|---|
| Total number of persons | 0 |
|-------------------------|---|

Race

Gender

■ White   
 ■ Black or African American   
 ■ Asian  
■ American Indian   
 ■ Native Hawaiian   
 ■ Multiple

■ Female   
 ■ Male   
 ■ Transgender  
■ A gender other than singularly...   
 ■ Questioning



## Personal Information

**Do you identify as lesbian, gay, bisexual, transgender, and/or queer (LGBTQ+)?**

|            |    |
|------------|----|
| Yes        | 1  |
| No         | 41 |
| Don't Know | 3  |
| Refused    | 0  |
| Total      | 45 |

**Have you been told or do you believe you have a chronic/ ongoing health condition that affects your ability to support yourself/family or live independently?**

|                    |    |
|--------------------|----|
| Yes                | 12 |
| No                 | 32 |
| Don't Know         | 1  |
| Refused            | 0  |
| Data Not Collected | 0  |
| Total              | 45 |

**Have you been told or do you believe you have a physical disability that affects your ability to support yourself/family or live independently?**

|                    |    |
|--------------------|----|
| Yes                | 9  |
| No                 | 36 |
| Don't Know         | 0  |
| Refused            | 0  |
| Data Not Collected | 0  |
| Total              | 45 |

**Have you been told or do you believe you have a developmental disability?**

|                    |    |
|--------------------|----|
| Yes                | 2  |
| No                 | 43 |
| Don't Know         | 0  |
| Refused            | 0  |
| Data Not Collected | 0  |
| Total              | 45 |

## Experience with Homelessness

### Where are you sleeping tonight?

|                              |           |
|------------------------------|-----------|
| Abandoned building/structure | 8         |
| Bus, train station, airport  | 0         |
| Other                        | 8         |
| Outdoor encampment           | 7         |
| Park                         | 1         |
| Street or Sidewalk           | 5         |
| Under bridge/overpass        | 1         |
| Vehicle                      | 1         |
| <b>Total</b>                 | <b>31</b> |

### Is this the first time you've been homeless?

|              |           |
|--------------|-----------|
| Yes          | 26        |
| No           | 17        |
| Don't Know   | 0         |
| Refused      | 0         |
| <b>Total</b> | <b>43</b> |

### How old were you when you first became homeless?

|                     |           |
|---------------------|-----------|
| 17 or younger       | 0         |
| 18-24 years old     | 0         |
| 25-34 years old     | 0         |
| 35-44 years old     | 2         |
| 45-54 years old     | 12        |
| 55-64 years old     | 1         |
| 65+ years old       | 0         |
| Person Doesn't Know | 2         |
| Person refused      | 0         |
| <b>Total</b>        | <b>17</b> |

### How many months did you stay in shelter or on the streets over the past 3 years?

|                 |           |
|-----------------|-----------|
| 0 to 3 months   | 4         |
| 4 to 6 months   | 2         |
| 7 to 11 months  | 4         |
| 1 to 2 years    | 3         |
| 2 to 3 years    | 0         |
| 3 years or more | 4         |
| <b>Total</b>    | <b>17</b> |

**How many separate times have you stayed in sheltered or on the streets in the past 3 years?**

|                 |    |
|-----------------|----|
| Fewer than 4    | 9  |
| 4 or more times | 5  |
| Don't Know      | 3  |
| Refused         | 0  |
| Total           | 17 |

**How many months have you been homeless this time?**

|                 |    |
|-----------------|----|
| 0 to 3 months   | 22 |
| 4 to 6 months   | 9  |
| 7 to 11 months  | 2  |
| 1 to 2 years    | 4  |
| 2 to 3 years    | 0  |
| 3 years or more | 6  |
| Total           | 43 |

## Veteran Households

### Veteran Households with at Least One Adult and One Child

#### Household and Person Breakdown

|                            |   |
|----------------------------|---|
| Total number of households | 0 |
| Total number of persons    | 0 |
| Total number of Veterans   | 0 |

#### Gender (veterans only)

|  |   |
|--|---|
| Female   | 0 |
| Male   | 0 |
| Transgender  | 0 |
| A gender other than singularly female or male<br>(e.g., non-binary, genderfluid, agender,<br>culturally specific gender) | 0 |
| Questioning  | 0 |

#### Ethnicity (veterans only)

|                                 |   |
|---------------------------------|---|
| Non-Hispanic/Non-Latin(a)(o)(x) | 0 |
| Hispanic/Latin(a)(o)(x)         | 0 |

#### Race (veterans only)

|   |   |
|---|---|
| White   | 0 |
| Black, African American, or African           | 0 |
| Asian or Asian American                       | 0 |
| American Indian, Alaska Native, or Indigenous | 0 |
| Native Hawaiian or Pacific Islander           | 0 |
| Multiple Races                                | 0 |

#### Chronically Homeless

|                            |   |
|----------------------------|---|
| Total number of households | 0 |
| Total number of persons    | 0 |

Race

Gender

■ White   
 ■ Black or African American   
 ■ Asian  
■ American Indian   
 ■ Native Hawaiian   
 ■ Multiple

■ Female   
 ■ Male   
 ■ Transgender  
■ A gender other than singularly...   
 ■ Questioning

# Veteran Households without Children

## Household and Person Breakdown

|                            |   |
|----------------------------|---|
| Total number of households | 1 |
| Total number of persons    | 1 |
| Total Number of Veterans   | 1 |

## Gender (veterans only)

|  |   |
|--|---|
| Female   | 0 |
| Male   | 1 |
| Transgender  | 0 |
| A gender other than singularly female or male (e.g., non-binary, genderfluid, agender, culturally specific gender) | 0 |
| Questioning  | 0 |

## Ethnicity (veterans only)

|                                 |   |
|---------------------------------|---|
| Non-Hispanic/Non-Latin(a)(o)(x) | 1 |
| Hispanic/Latin(a)(o)(x)         | 0 |

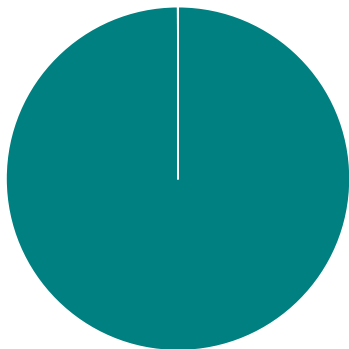
## Race (veterans only)

|   |   |
|---|---|
| White   | 1 |
| Black, African American, or African           | 0 |
| Asian or Asian American                       | 0 |
| American Indian, Alaska Native, or Indigenous | 0 |
| Native Hawaiian or Pacific Islander           | 0 |
| Multiple Races                                | 0 |

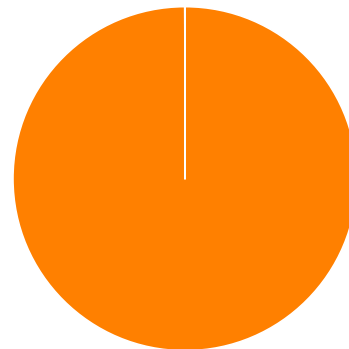
## Chronically Homeless

|                            |   |
|----------------------------|---|
| Total number of households | 0 |
| Total number of persons    | 0 |

Race



Gender



■ White
 ■ Black or African American
 ■ Asian
 ■ American Indian
 ■ Native Hawaiian
 ■ Multiple

■ Female
 ■ Male
 ■ Transgender
 ■ A gender other than singularly...
 ■ Questioning

# Youth Households

## Unaccompanied Youth Households

### Household and Person Breakdown

|  |   |
|--|---|
| Total number of unaccompanied youth households | 0 |
| Total number of unaccompanied youth            | 0 |
| Number of unaccompanied youth (under age 18)   | 0 |
| Number of unaccompanied youth (age 18 to 24)   | 0 |

### Gender (unaccompanied youth)

|  |   |
|--|---|
| Female   | 0 |
| Male   | 0 |
| Transgender  | 0 |
| A gender other than singularly female or male (e.g., non-binary, genderfluid, agender, culturally specific gender) | 0 |
| Questioning  | 0 |

### Ethnicity (unaccompanied youth)

|                                 |   |
|---------------------------------|---|
| Non-Hispanic/Non-Latin(a)(o)(x) | 0 |
| Hispanic/Latin(a)(o)(x)         | 0 |

### Race (unaccompanied youth)

|   |   |
|---|---|
| White   | 0 |
| Black, African American, or African           | 0 |
| Asian or Asian American                       | 0 |
| American Indian, Alaska Native, or Indigenous | 0 |
| Native Hawaiian or Pacific Islander           | 0 |
| Multiple Races                                | 0 |

### Chronically Homeless

|                         |   |
|-------------------------|---|
| Total number of persons | 0 |
|-------------------------|---|

Race

Gender

■ White
 ■ Black or African American
 ■ Asian
 ■ American Indian
 ■ Native Hawaiian
 ■ Multiple

■ Female
 ■ Male
 ■ Transgender
 ■ A gender other than singularly...
 ■ Questioning

# Parenting Youth

## Household and Person Breakdown

|  |   |
|--|---|
| Total number of parenting youth households               | 0 |
| Total number of persons in parenting youth households    | 0 |
| Total Parenting Youth (youth parents only)               | 0 |
| Total Children in Parenting Youth Households             | 0 |
| Number of parenting youth under age 18                   | 0 |
| Children in households with parenting youth under age 18 | 0 |
| Number of parenting youth age 18 to 24                   | 0 |
| Children in households with parenting youth age 18 to 24 | 0 |

## Gender (youth parents only)

|  |   |
|--|---|
| Female   | 0 |
| Male   | 0 |
| Transgender  | 0 |
| A gender other than singularly female or male (e.g., non-binary, genderfluid, agender, culturally specific gender) | 0 |
| Questioning  | 0 |

## Ethnicity (youth parents only)

|                                 |   |
|---------------------------------|---|
| Non-Hispanic/Non-Latin(a)(o)(x) | 0 |
| Hispanic/Latin(a)(o)(x)         | 0 |

## Race (youth parents only)

|   |   |
|---|---|
| White   | 0 |
| Black, African American, or African           | 0 |
| Asian or Asian American                       | 0 |
| American Indian, Alaska Native, or Indigenous | 0 |
| Native Hawaiian or Pacific Islander           | 0 |
| Multiple Races                                | 0 |

## Chronically Homeless

|                            |   |
|----------------------------|---|
| Total number of households | 0 |
| Total number of persons    | 0 |

Race

Gender

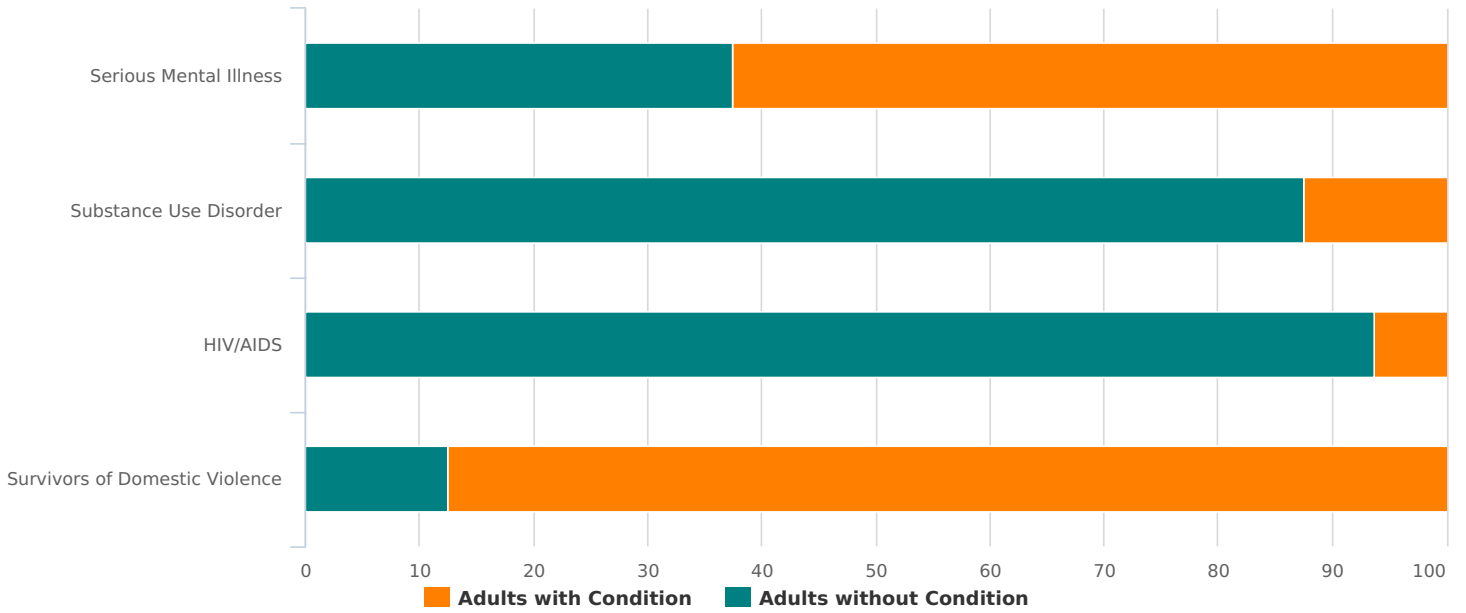
■ White   ■ Black or African American   ■ Asian  
■ American Indian   ■ Native Hawaiian   ■ Multiple

■ Female   ■ Male   ■ Transgender  
■ A gender other than singularly...   ■ Questioning



## Additional Homeless Populations (Adults Only)

|   |    |
|---|----|
| Adults with a Serious Mental Illness            | 10 |
| Adults with a Substance Use Disorder            | 2  |
| Adults with HIV/AIDS                            | 1  |
| Adult Survivors of Domestic Violence (optional) | 14 |



## Observation Surveys

**Number of surveys:** **9**

### Age Range

|                   |          |
|-------------------|----------|
| Under 5 years old | 0        |
| 5-12 years old    | 0        |
| 13-17 years old   | 0        |
| 18-24 years old   | 0        |
| 25-34 years old   | 2        |
| 35-44 years old   | 2        |
| 45-54 years old   | 2        |
| 55-64 years old   | 2        |
| 65+ years old     | 1        |
| <b>Total</b>      | <b>9</b> |

### What made you believe the person was experiencing homelessness?

|   |           |
|---|-----------|
| Activity (Panhandling. Sleeping outside. Sleeping in vehicle. Etc.)                         | 3         |
| Appearance (Carrying personal belongings/ clothing that wouldn't protect from the elements) | 3         |
| Prior interactions/known to be unhoused   | 1         |
| They are accessing services for those experiencing homelessness                             | 1         |
| They informed me they are unhoused  | 2         |
| <b>Total</b>  | <b>10</b> |
| <i>*multiple answers can be selected*</i>   |           |

### Where did you encounter this individual?

|  |          |
|--|----------|
| Abandoned building/ structure                      | 1        |
| Bus, train station, airport                        | 0        |
| Outdoor encampment                                 | 1        |
| Park   | 2        |
| Service Provider (soup kitchen, day shelter, etc.) | 2        |
| Street or sidewalk                                 | 3        |
| Under bridge/overpass                              | 0        |
| Vehicle  | 0        |
| <b>Total</b>                                       | <b>9</b> |