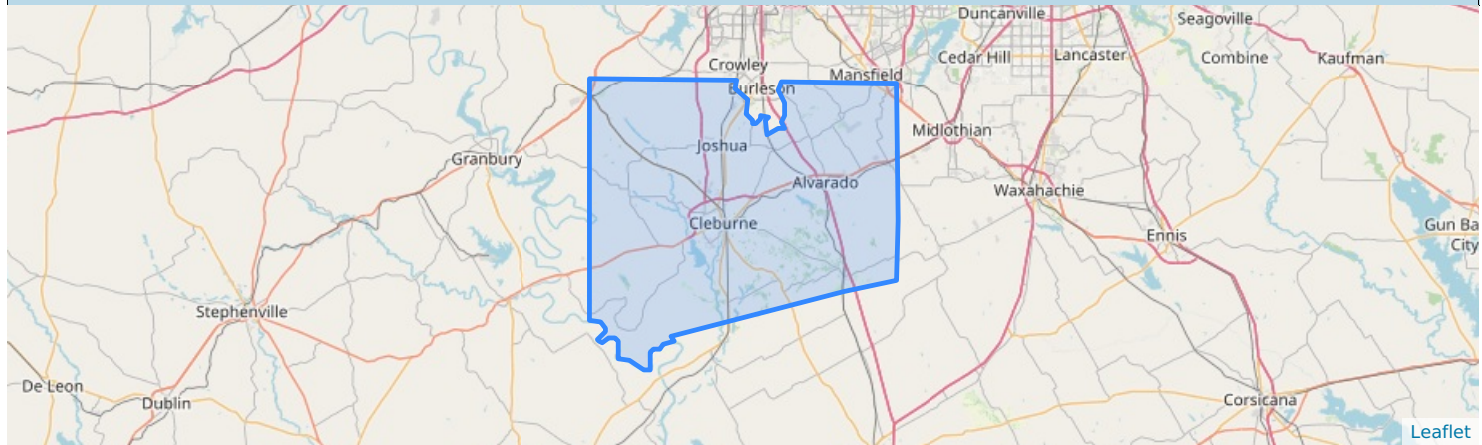
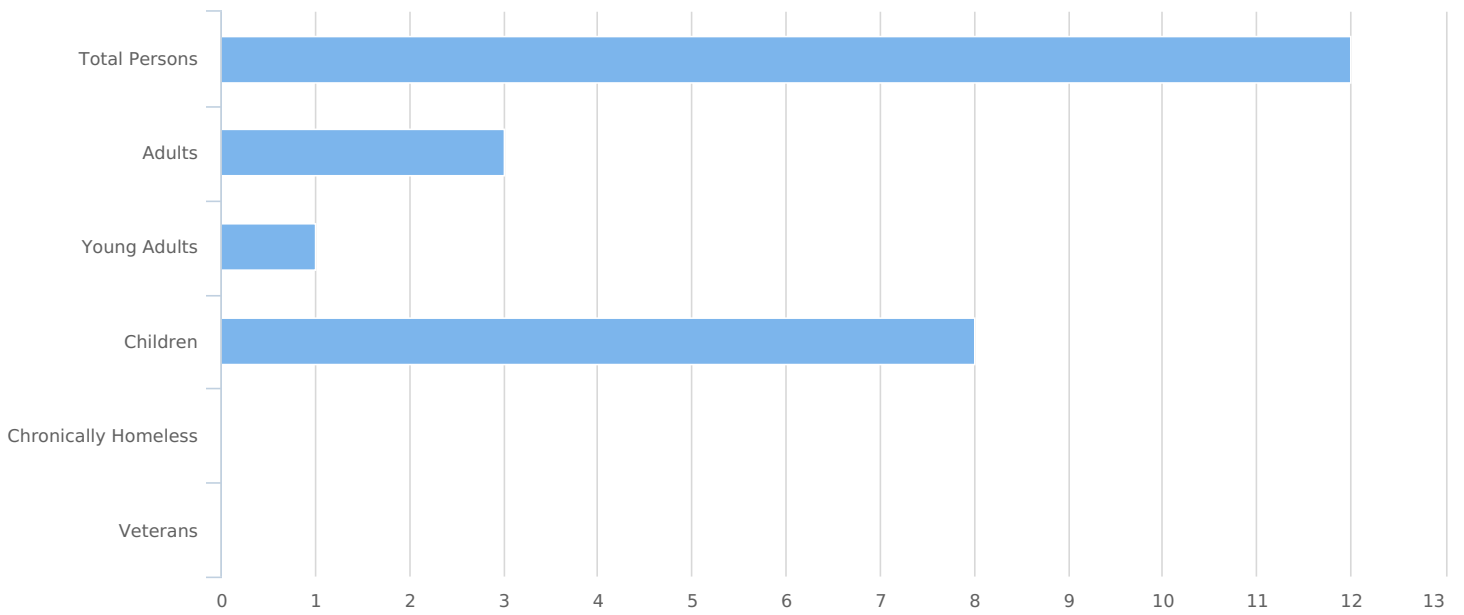


Count:	Texas Balance of State 2023 PIT Count	Geography:	Johnson County
Organization:	All Organizations		
Project:	All Projects	Project Type:	All Project Types
Created by:	Paredes,Ava	Created on:	04/05/2023 3:12 PM

## Summary

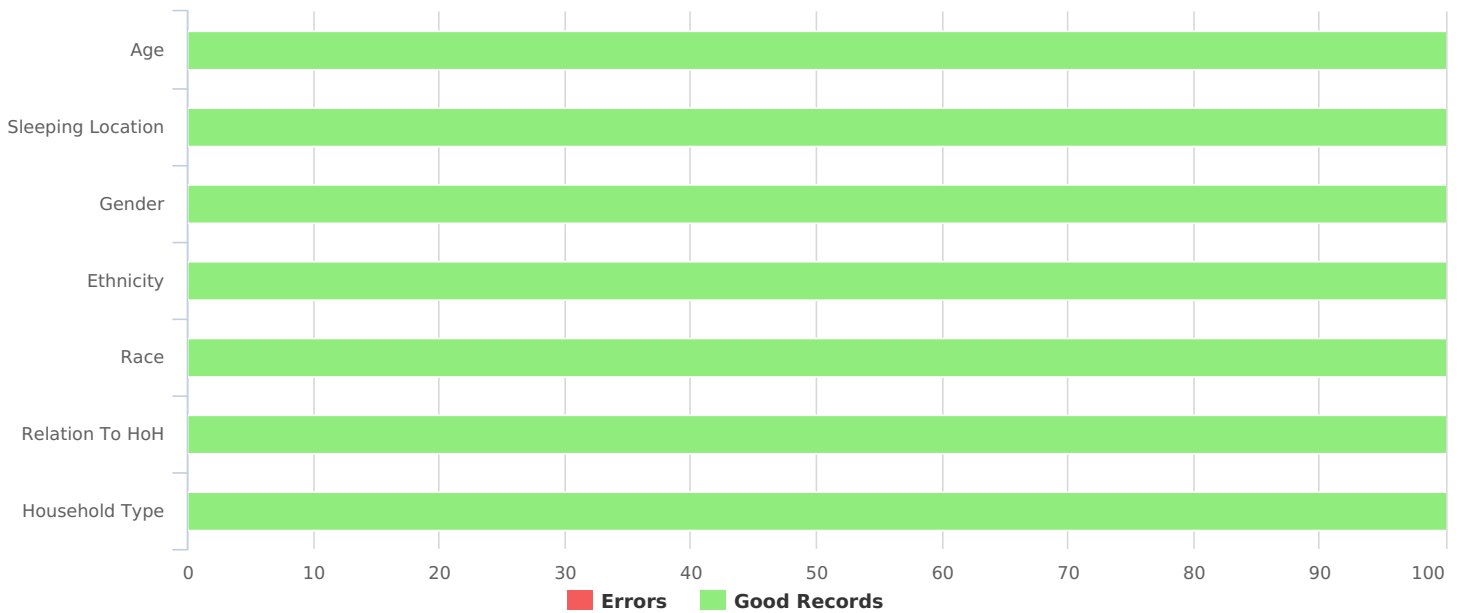


Total number of persons	12
Number of children (under age 18)	8
Number of youth (age 18 to 24)	1
Number of adults (age 25 to 34)	1
Number of adults (age 35 to 44)	1
Number of adults (age 45 to 54)	1
Number of adults (age 55 to 64)	0
Number of adults (age 65 or older)	0
Observed age 25 or older	0
Unknown Age	0
Chronically Homeless	0
Veterans	0



### Data Quality Checks

Persons Missing Age Information	0
Persons Missing Sleeping Location	0
Persons Missing Gender	0
Persons Missing Ethnicity	0
Persons Missing Race	0
Persons Missing Relation to HoH	0
Persons with Unknown Household Type	0



## Demographic Totals

### What age range do you fall into?

Under 5 years old	0
5-12 years old	7
13-17 years old	1
18-24 years old	1
25-34 years old	1
35-44 years old	1
45-54 years old	1
55-64 years old	0
65+ years old	0
<b>Total</b>	<b>12</b>

### Are you Hispanic/Latin(a)(o)(x)?

Hispanic/ Latin(a)(o)(x)	7
Non-Hispanic/ Non-Latin(a)(o)(x)	5
Don't Know	0
Refused	0
<b>Total</b>	<b>12</b>

### What is your race?

American Indian/ Alaska Native/ Indigenous	0
Asian/ Asian American	0
Black/ African American/ African	0
Multiple	0
Native Hawaiian/ Other Pacific Islander	0
Other	0
Unknown	0
White	12
<b>Total</b>	<b>12</b>

### What is your gender identity?

Female	10
Male	2
Transgender	0
A gender other than singularly female or male	0
Questioning	0
Client Doesn't Know/Client Refused	0
Data Not Collected	0
<b>Total</b>	<b>12</b>

## All Households

### Households with at Least One Adult and One Child

#### Household and Person Breakdown

Total number of households	2
Total number of persons	10
Number of children (under age 18)	8
Number of youth (age 18 to 24)	0
Number of adults (age 25 to 34)	1
Number of adults (age 35 to 44)	1
Number of adults (age 45 to 54)	0
Number of adults (age 55 to 64)	0
Number of adults (age 65 or older)	0
Observed age 25 or older	0

#### Gender

Female	8
Male	2
Transgender	0
A gender other than singularly female or male (e.g., non-binary, genderfluid, agender, culturally specific gender)	0
Questioning	0

#### Ethnicity

Non-Hispanic/Non-Latin(a)(o)(x)	3
Hispanic/Latin(a)(o)(x)	7

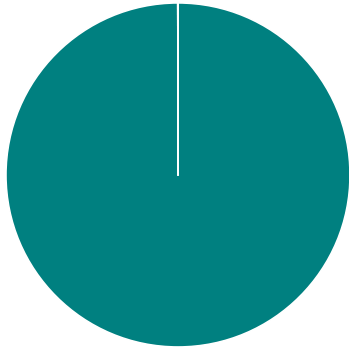
#### Race

White	10
Black, African American, or African	0
Asian or Asian American	0
American Indian, Alaska Native, or Indigenous	0
Native Hawaiian or Pacific Islander	0
Multiple Races	0

#### Chronically Homeless

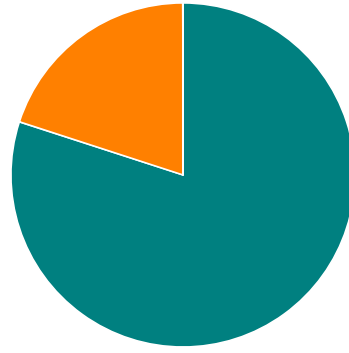
Total number of households	0
Total number of persons	0

Race



White Black or African American Asian  
American Indian Native Hawaiian Multiple

Gender



Female Male Transgender  
A gender other than singularly... Questioning

# Households without Children

## Household and Person Breakdown

Total number of households	2
Total number of persons	2
Number of youth (age 18 to 24)	1
Number of adults (age 25 to 34)	0
Number of adults (age 35 to 44)	0
Number of adults (age 45 to 54)	1
Number of adults (age 55 to 64)	0
Number of adults (age 65 or older)	0
Observed age 25 or older	0

## Gender

Female	2
Male	0
Transgender	0
A gender other than singularly female or male (e.g., non-binary, genderfluid, agender, culturally specific gender)	0
Questioning	0

## Ethnicity

Non-Hispanic/Non-Latin(a)(o)(x)	2
Hispanic/Latin(a)(o)(x)	0

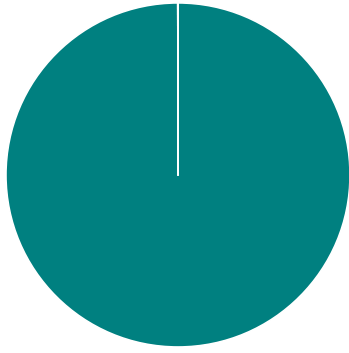
## Race

White	2
Black, African American, or African	0
Asian or Asian American	0
American Indian, Alaska Native, or Indigenous	0
Native Hawaiian or Pacific Islander	0
Multiple Races	0

## Chronically Homeless

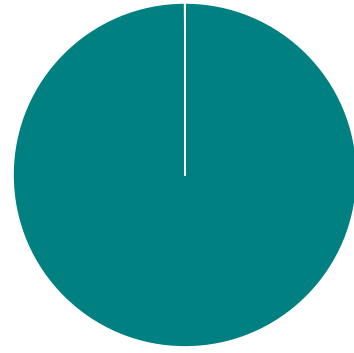
Total number of persons	0
-------------------------	---

Race



White Black or African American Asian  
American Indian Native Hawaiian Multiple

Gender



Female Male Transgender  
A gender other than singularly... Questioning

# Households with Only Children

## Household and Person Breakdown

Total number of households	0
Total number of children (persons under age 18)	0

## Gender

Female	0
Male	0
Transgender	0
A gender other than singularly female or male (e.g., non-binary, genderfluid, agender, culturally specific gender)	0
Questioning	0

## Ethnicity

Non-Hispanic/Non-Latin(a)(o)(x)	0
Hispanic/Latin(a)(o)(x)	0

## Race

White	0
Black, African American, or African	0
Asian or Asian American	0
American Indian, Alaska Native, or Indigenous	0
Native Hawaiian or Pacific Islander	0
Multiple Races	0

## Chronically Homeless

Total number of persons	0
-------------------------	---

Race

Gender

■ White   
 ■ Black or African American   
 ■ Asian  
■ American Indian   
 ■ Native Hawaiian   
 ■ Multiple

■ Female   
 ■ Male   
 ■ Transgender  
■ A gender other than singularly...   
 ■ Questioning



## Personal Information

**Do you identify as lesbian, gay, bisexual, transgender, and/or queer (LGBTQ+)?**

Yes	0
No	0
Don't Know	0
Refused	4
Total	4

**Have you been told or do you believe you have a chronic/ ongoing health condition that affects your ability to support yourself/family or live independently?**

Yes	0
No	0
Don't Know	0
Refused	0
Data Not Collected	0
Total	0

**Have you been told or do you believe you have a physical disability that affects your ability to support yourself/family or live independently?**

Yes	0
No	0
Don't Know	0
Refused	0
Data Not Collected	0
Total	0

**Have you been told or do you believe you have a developmental disability?**

Yes	0
No	0
Don't Know	0
Refused	0
Data Not Collected	0
Total	0

## Experience with Homelessness

### Where are you sleeping tonight?

Abandoned building/structure	0
Bus, train station, airport	0
Other	0
Outdoor encampment	0
Park	0
Street or Sidewalk	0
Under bridge/overpass	0
Vehicle	0
Total	0

### Is this the first time you've been homeless?

Yes	2
No	1
Don't Know	0
Refused	1
Total	4

### How old were you when you first became homeless?

17 or younger	0
18-24 years old	0
25-34 years old	1
35-44 years old	0
45-54 years old	0
55-64 years old	0
65+ years old	0
Person Doesn't Know	0
Person refused	0
Total	1

### How many months did you stay in shelter or on the streets over the past 3 years?

0 to 3 months	0
4 to 6 months	0
7 to 11 months	0
1 to 2 years	0
2 to 3 years	0
3 years or more	0
Total	0

**How many separate times have you stayed in sheltered or on the streets in the past 3 years?**

Fewer than 4	0
4 or more times	0
Don't Know	0
Refused	0
Total	0

**How many months have you been homeless this time?**

0 to 3 months	0
4 to 6 months	2
7 to 11 months	0
1 to 2 years	0
2 to 3 years	0
3 years or more	0
Total	2

## Veteran Households

### Veteran Households with at Least One Adult and One Child

#### Household and Person Breakdown

Total number of households	0
Total number of persons	0
Total number of Veterans	0

#### Gender (veterans only)

Female	0
Male	0
Transgender	0
A gender other than singularly female or male (e.g., non-binary, genderfluid, agender, culturally specific gender)	0
Questioning	0

#### Ethnicity (veterans only)

Non-Hispanic/Non-Latin(a)(o)(x)	0
Hispanic/Latin(a)(o)(x)	0

#### Race (veterans only)

White	0
Black, African American, or African	0
Asian or Asian American	0
American Indian, Alaska Native, or Indigenous	0
Native Hawaiian or Pacific Islander	0
Multiple Races	0

#### Chronically Homeless

Total number of households	0
Total number of persons	0

Race

Gender

■ White   
 ■ Black or African American   
 ■ Asian  
■ American Indian   
 ■ Native Hawaiian   
 ■ Multiple

■ Female   
 ■ Male   
 ■ Transgender  
■ A gender other than singularly...   
 ■ Questioning

# Veteran Households without Children

## Household and Person Breakdown

Total number of households	0
Total number of persons	0
Total Number of Veterans	0

## Gender (veterans only)

Female	0
Male	0
Transgender	0
A gender other than singularly female or male (e.g., non-binary, genderfluid, agender, culturally specific gender)	0
Questioning	0

## Ethnicity (veterans only)

Non-Hispanic/Non-Latin(a)(o)(x)	0
Hispanic/Latin(a)(o)(x)	0

## Race (veterans only)

White	0
Black, African American, or African	0
Asian or Asian American	0
American Indian, Alaska Native, or Indigenous	0
Native Hawaiian or Pacific Islander	0
Multiple Races	0

## Chronically Homeless

Total number of households	0
Total number of persons	0

Race

Gender

■ White   
 ■ Black or African American   
 ■ Asian  
■ American Indian   
 ■ Native Hawaiian   
 ■ Multiple

■ Female   
 ■ Male   
 ■ Transgender  
■ A gender other than singularly...   
 ■ Questioning

# Youth Households

## Unaccompanied Youth Households

### Household and Person Breakdown

Total number of unaccompanied youth households	1
Total number of unaccompanied youth	1
Number of unaccompanied youth (under age 18)	0
Number of unaccompanied youth (age 18 to 24)	1

### Gender (unaccompanied youth)

Female	1
Male	0
Transgender	0
A gender other than singularly female or male (e.g., non-binary, genderfluid, agender, culturally specific gender)	0
Questioning	0

### Ethnicity (unaccompanied youth)

Non-Hispanic/Non-Latin(a)(o)(x)	1
Hispanic/Latin(a)(o)(x)	0

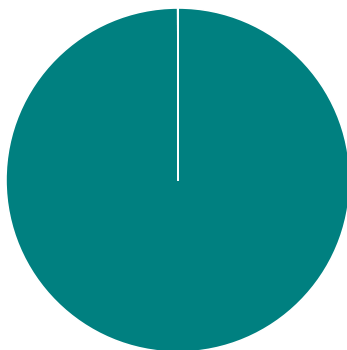
### Race (unaccompanied youth)

White	1
Black, African American, or African	0
Asian or Asian American	0
American Indian, Alaska Native, or Indigenous	0
Native Hawaiian or Pacific Islander	0
Multiple Races	0

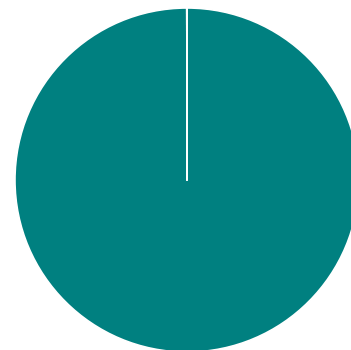
### Chronically Homeless

Total number of persons	0
-------------------------	---

Race



Gender



■ White 
 ■ Black or African American 
 ■ Asian 
 ■ American Indian 
 ■ Native Hawaiian 
 ■ Multiple

■ Female 
 ■ Male 
 ■ Transgender 
 ■ A gender other than singularly... 
 ■ Questioning

# Parenting Youth

## Household and Person Breakdown

Total number of parenting youth households	0
Total number of persons in parenting youth households	0
Total Parenting Youth (youth parents only)	0
Total Children in Parenting Youth Households	0
Number of parenting youth under age 18	0
Children in households with parenting youth under age 18	0
Number of parenting youth age 18 to 24	0
Children in households with parenting youth age 18 to 24	0

## Gender (youth parents only)

Female	0
Male	0
Transgender	0
A gender other than singularly female or male (e.g., non-binary, genderfluid, agender, culturally specific gender)	0
Questioning	0

## Ethnicity (youth parents only)

Non-Hispanic/Non-Latin(a)(o)(x)	0
Hispanic/Latin(a)(o)(x)	0

## Race (youth parents only)

White	0
Black, African American, or African	0
Asian or Asian American	0
American Indian, Alaska Native, or Indigenous	0
Native Hawaiian or Pacific Islander	0
Multiple Races	0

## Chronically Homeless

Total number of households	0
Total number of persons	0

Race

Gender

■ White   ■ Black or African American   ■ Asian  
■ American Indian   ■ Native Hawaiian   ■ Multiple

■ Female   ■ Male   ■ Transgender  
■ A gender other than singularly...   ■ Questioning



## Additional Homeless Populations (Adults Only)

Adults with a Serious Mental Illness	1
Adults with a Substance Use Disorder	1
Adults with HIV/AIDS	0
Adult Survivors of Domestic Violence (optional)	4

