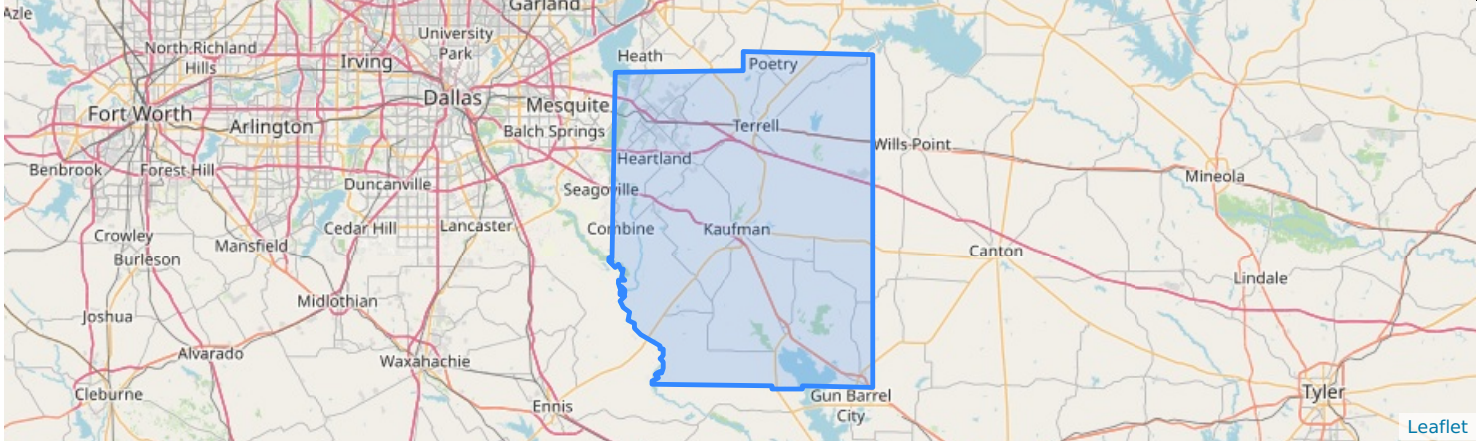
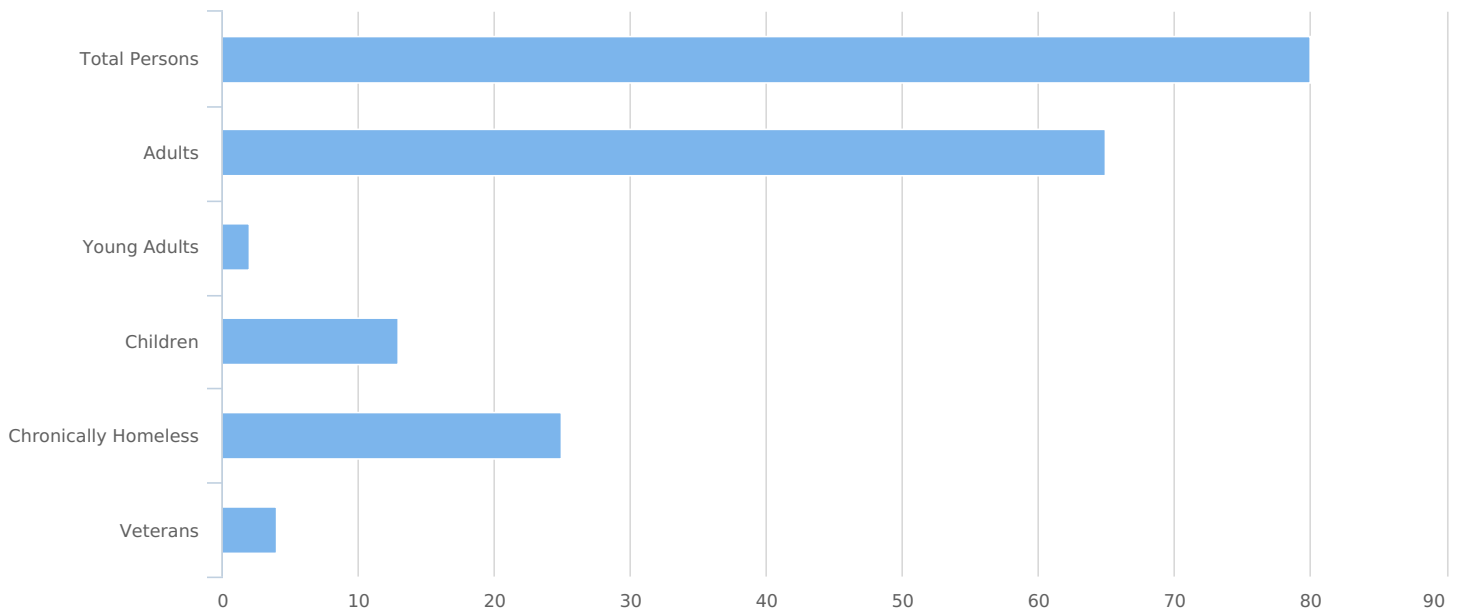


Count:	Texas Balance of State 2023 PIT Count	Geography:	Kaufman County
Created by:	Paredes,Ava	Created on:	04/05/2023 12:02 PM

## Summary



Total number of persons	80
Number of children (under age 18)	13
Number of youth (age 18 to 24)	2
Number of adults (age 25 to 34)	13
Number of adults (age 35 to 44)	14
Number of adults (age 45 to 54)	12
Number of adults (age 55 to 64)	20
Number of adults (age 65 or older)	6
Observed age 25 or older	0
Unknown Age	0
Chronically Homeless	25
Veterans	4



### Data Quality Checks

Persons Missing Age Information	0
Persons Missing Sleeping Location	0
Persons Missing Gender	0
Persons Missing Ethnicity	4
Persons Missing Race	2
Persons Missing Relation to HoH	0
Persons with Unknown Household Type	0



## Demographic Totals

### What age range do you fall into?

Under 5 years old	6
5-12 years old	5
13-17 years old	2
18-24 years old	2
25-34 years old	13
35-44 years old	14
45-54 years old	12
55-64 years old	20
65+ years old	6
<b>Total</b>	<b>80</b>

### Are you Hispanic/Latin(a)(o)(x)?

Hispanic/ Latin(a)(o)(x)	7
Non-Hispanic/ Non-Latin(a)(o)(x)	69
Don't Know	0
Refused	0
<b>Total</b>	<b>76</b>

### What is your race?

American Indian/ Alaska Native/ Indigenous	2
Asian/ Asian American	0
Black/ African American/ African	38
Multiple	0
Native Hawaiian/ Other Pacific Islander	0
Other	0
Unknown	2
White	38
<b>Total</b>	<b>80</b>

### What is your gender identity?

Female	42
Male	37
Transgender	0
A gender other than singularly female or male	1
Questioning	0
Client Doesn't Know/Client Refused	0
Data Not Collected	0
<b>Total</b>	<b>80</b>

## All Households

### Households with at Least One Adult and One Child

#### Household and Person Breakdown

Total number of households	10
Total number of persons	22
Number of children (under age 18)	12
Number of youth (age 18 to 24)	1
Number of adults (age 25 to 34)	4
Number of adults (age 35 to 44)	5
Number of adults (age 45 to 54)	0
Number of adults (age 55 to 64)	0
Number of adults (age 65 or older)	0
Observed age 25 or older	0

#### Gender

Female	17
Male	5
Transgender	0
A gender other than singularly female or male (e.g., non-binary, genderfluid, agender, culturally specific gender)	0
Questioning	0

#### Ethnicity

Non-Hispanic/Non-Latin(a)(o)(x)	16
Hispanic/Latin(a)(o)(x)	4

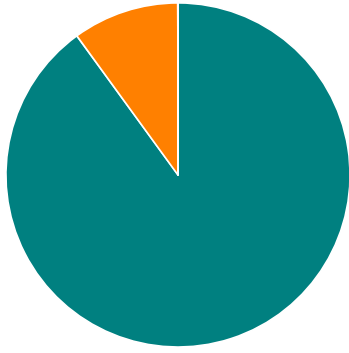
#### Race

White	18
Black, African American, or African	2
Asian or Asian American	0
American Indian, Alaska Native, or Indigenous	0
Native Hawaiian or Pacific Islander	0
Multiple Races	0

#### Chronically Homeless

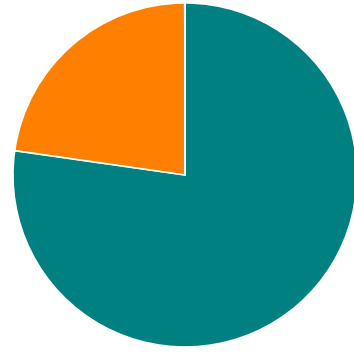
Total number of households	0
Total number of persons	0

Race



White Black or African American Asian  
American Indian Native Hawaiian Multiple

Gender



Female Male Transgender  
A gender other than singularly... Questioning

# Households without Children

## Household and Person Breakdown

Total number of households	56
Total number of persons	57
Number of youth (age 18 to 24)	1
Number of adults (age 25 to 34)	9
Number of adults (age 35 to 44)	9
Number of adults (age 45 to 54)	12
Number of adults (age 55 to 64)	20
Number of adults (age 65 or older)	6
Observed age 25 or older	0

## Gender

Female	24
Male	32
Transgender	0
A gender other than singularly female or male (e.g., non-binary, genderfluid, agender, culturally specific gender)	1
Questioning	0

## Ethnicity

Non-Hispanic/Non-Latin(a)(o)(x)	52
Hispanic/Latin(a)(o)(x)	3

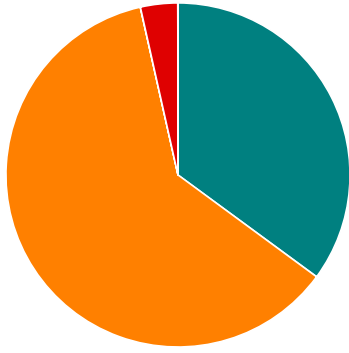
## Race

White	20
Black, African American, or African	35
Asian or Asian American	0
American Indian, Alaska Native, or Indigenous	2
Native Hawaiian or Pacific Islander	0
Multiple Races	0

## Chronically Homeless

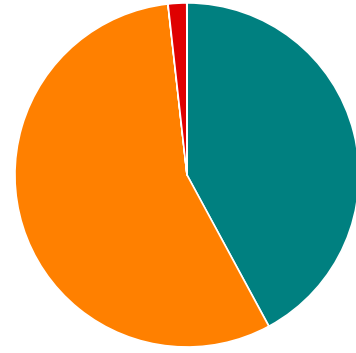
Total number of persons	25
-------------------------	----

Race



White Black or African American Asian  
American Indian Native Hawaiian Multiple

Gender



Female Male Transgender  
A gender other than singularly... Questioning

# Households with Only Children

## Household and Person Breakdown

Total number of households	1
Total number of children (persons under age 18)	1

## Gender

Female	1
Male	0
Transgender	0
A gender other than singularly female or male (e.g., non-binary, genderfluid, agender, culturally specific gender)	0
Questioning	0

## Ethnicity

Non-Hispanic/Non-Latin(a)(o)(x)	1
Hispanic/Latin(a)(o)(x)	0

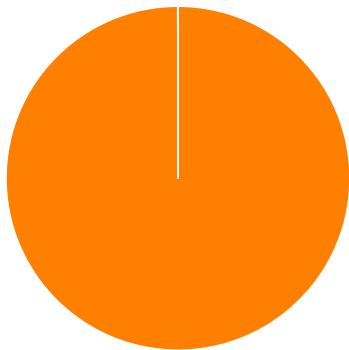
## Race

White	0
Black, African American, or African	1
Asian or Asian American	0
American Indian, Alaska Native, or Indigenous	0
Native Hawaiian or Pacific Islander	0
Multiple Races	0

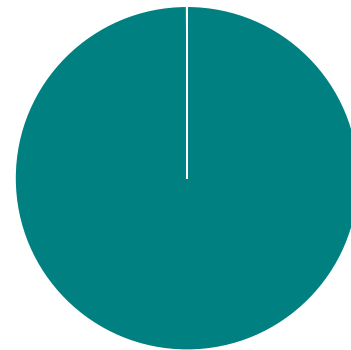
## Chronically Homeless

Total number of persons	0
-------------------------	---

Race



Gender



■ White   
 ■ Black or African American   
 ■ Asian  
■ American Indian   
 ■ Native Hawaiian   
 ■ Multiple

■ Female   
 ■ Male   
 ■ Transgender  
■ A gender other than singularly...   
 ■ Questioning



## Personal Information

### Do you identify as lesbian, gay, bisexual, transgender, and/or queer (LGBTQ+)?

Yes	2
No	66
Don't Know	0
Refused	0
Total	68

### Have you been told or do you believe you have a chronic/ ongoing health condition that affects your ability to support yourself/family or live independently?

Yes	27
No	22
Don't Know	0
Refused	0
Data Not Collected	0
Total	49

### Have you been told or do you believe you have a physical disability that affects your ability to support yourself/family or live independently?

Yes	23
No	26
Don't Know	0
Refused	0
Data Not Collected	0
Total	49

### Have you been told or do you believe you have a developmental disability?

Yes	7
No	43
Don't Know	0
Refused	0
Data Not Collected	0
Total	50

## Experience with Homelessness

### Where are you sleeping tonight?

Abandoned building/structure	7
Bus, train station, airport	1
Other	9
Outdoor encampment	2
Park	2
Street or Sidewalk	19
Under bridge/overpass	1
Vehicle	2
<b>Total</b>	<b>43</b>

### Is this the first time you've been homeless?

Yes	32
No	29
Don't Know	1
Refused	1
<b>Total</b>	<b>63</b>

### How old were you when you first became homeless?

17 or younger	0
18-24 years old	0
25-34 years old	3
35-44 years old	6
45-54 years old	10
55-64 years old	3
65+ years old	0
Person Doesn't Know	1
Person refused	0
<b>Total</b>	<b>23</b>

### How many months did you stay in shelter or on the streets over the past 3 years?

0 to 3 months	1
4 to 6 months	2
7 to 11 months	2
1 to 2 years	6
2 to 3 years	5
3 years or more	5
<b>Total</b>	<b>21</b>

**How many separate times have you stayed in sheltered or on the streets in the past 3 years?**

Fewer than 4	11
4 or more times	7
Don't Know	3
Refused	0
Total	21

**How many months have you been homeless this time?**

0 to 3 months	6
4 to 6 months	7
7 to 11 months	9
1 to 2 years	12
2 to 3 years	6
3 years or more	13
Total	53

## Veteran Households

### Veteran Households with at Least One Adult and One Child

#### Household and Person Breakdown

Total number of households	0
Total number of persons	0
Total number of Veterans	0

#### Gender (veterans only)

Female	0
Male	0
Transgender	0
A gender other than singularly female or male (e.g., non-binary, genderfluid, agender, culturally specific gender)	0
Questioning	0

#### Ethnicity (veterans only)

Non-Hispanic/Non-Latin(a)(o)(x)	0
Hispanic/Latin(a)(o)(x)	0

#### Race (veterans only)

White	0
Black, African American, or African	0
Asian or Asian American	0
American Indian, Alaska Native, or Indigenous	0
Native Hawaiian or Pacific Islander	0
Multiple Races	0

#### Chronically Homeless

Total number of households	0
Total number of persons	0

Race

Gender

■ White   
 ■ Black or African American   
 ■ Asian  
■ American Indian   
 ■ Native Hawaiian   
 ■ Multiple

■ Female   
 ■ Male   
 ■ Transgender  
■ A gender other than singularly...   
 ■ Questioning

# Veteran Households without Children

## Household and Person Breakdown

Total number of households	4
Total number of persons	4
Total Number of Veterans	4

## Gender (veterans only)

Female	1
Male	3
Transgender	0
A gender other than singularly female or male (e.g., non-binary, genderfluid, agender, culturally specific gender)	0
Questioning	0

## Ethnicity (veterans only)

Non-Hispanic/Non-Latin(a)(o)(x)	4
Hispanic/Latin(a)(o)(x)	0

## Race (veterans only)

White	2
Black, African American, or African	2
Asian or Asian American	0
American Indian, Alaska Native, or Indigenous	0
Native Hawaiian or Pacific Islander	0
Multiple Races	0

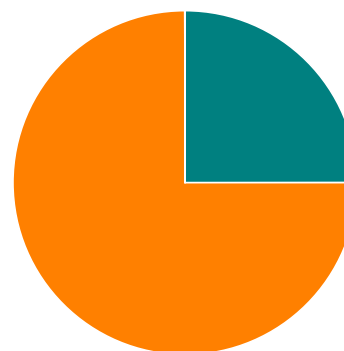
## Chronically Homeless

Total number of households	1
Total number of persons	1

Race



Gender



■ White   
 ■ Black or African American   
 ■ Asian  
■ American Indian   
 ■ Native Hawaiian   
 ■ Multiple

■ Female   
 ■ Male   
 ■ Transgender  
■ A gender other than singularly...   
 ■ Questioning

# Youth Households

## Unaccompanied Youth Households

### Household and Person Breakdown

Total number of unaccompanied youth households	2
Total number of unaccompanied youth	2
Number of unaccompanied youth (under age 18)	1
Number of unaccompanied youth (age 18 to 24)	1

### Gender (unaccompanied youth)

Female	1
Male	1
Transgender	0
A gender other than singularly female or male (e.g., non-binary, genderfluid, agender, culturally specific gender)	0
Questioning	0

### Ethnicity (unaccompanied youth)

Non-Hispanic/Non-Latin(a)(o)(x)	2
Hispanic/Latin(a)(o)(x)	0

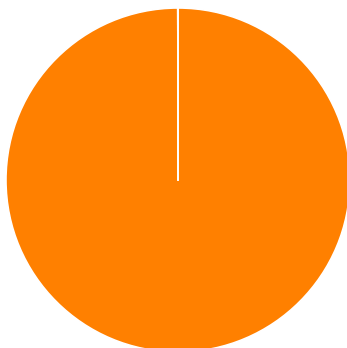
### Race (unaccompanied youth)

White	0
Black, African American, or African	2
Asian or Asian American	0
American Indian, Alaska Native, or Indigenous	0
Native Hawaiian or Pacific Islander	0
Multiple Races	0

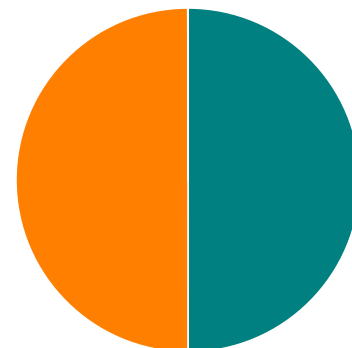
### Chronically Homeless

Total number of persons	0
-------------------------	---

Race



Gender



■ White  
 ■ Black or African American  
 ■ Asian  
■ American Indian  
 ■ Native Hawaiian  
 ■ Multiple

■ Female  
 ■ Male  
 ■ Transgender  
■ A gender other than singularly...  
 ■ Questioning

# Parenting Youth

## Household and Person Breakdown

Total number of parenting youth households	1
Total number of persons in parenting youth households	2
Total Parenting Youth (youth parents only)	1
Total Children in Parenting Youth Households	1
Number of parenting youth under age 18	0
Children in households with parenting youth under age 18	0
Number of parenting youth age 18 to 24	1
Children in households with parenting youth age 18 to 24	1

## Gender (youth parents only)

Female	1
Male	0
Transgender	0
A gender other than singularly female or male (e.g., non-binary, genderfluid, agender, culturally specific gender)	0
Questioning	0

## Ethnicity (youth parents only)

Non-Hispanic/Non-Latin(a)(o)(x)	0
Hispanic/Latin(a)(o)(x)	0

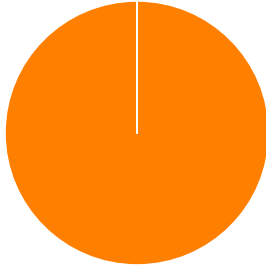
## Race (youth parents only)

White	0
Black, African American, or African	1
Asian or Asian American	0
American Indian, Alaska Native, or Indigenous	0
Native Hawaiian or Pacific Islander	0
Multiple Races	0

## Chronically Homeless

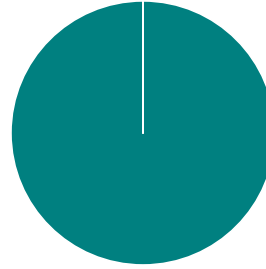
Total number of households	0
Total number of persons	0

Race



White Black or African American Asian  
American Indian Native Hawaiian Multiple

Gender



Female Male Transgender  
A gender other than singularly... Questioning



## Additional Homeless Populations (Adults Only)

Adults with a Serious Mental Illness	18
Adults with a Substance Use Disorder	11
Adults with HIV/AIDS	0
Adult Survivors of Domestic Violence (optional)	16

