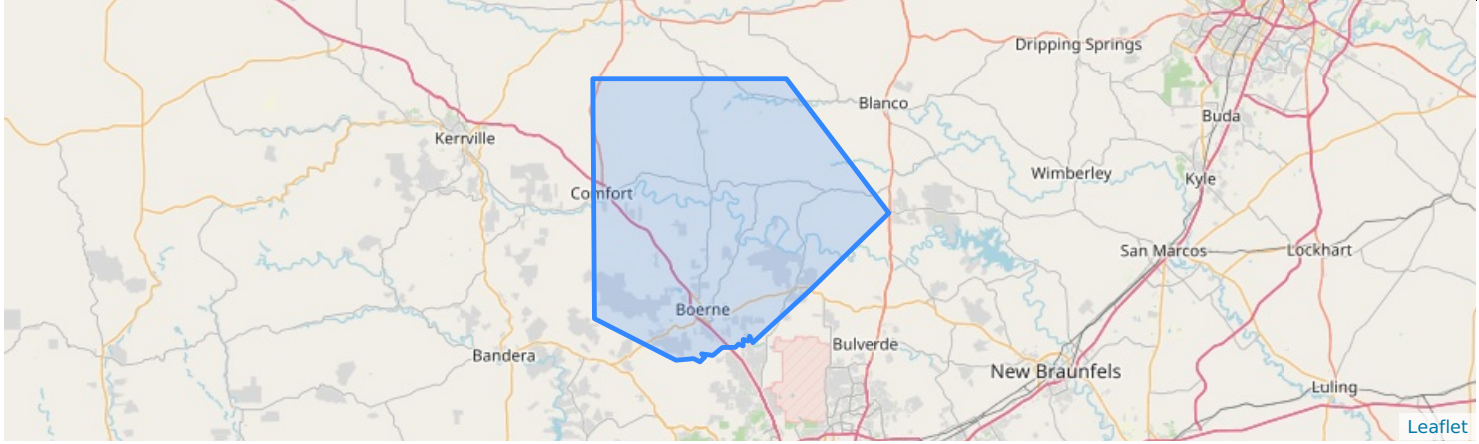
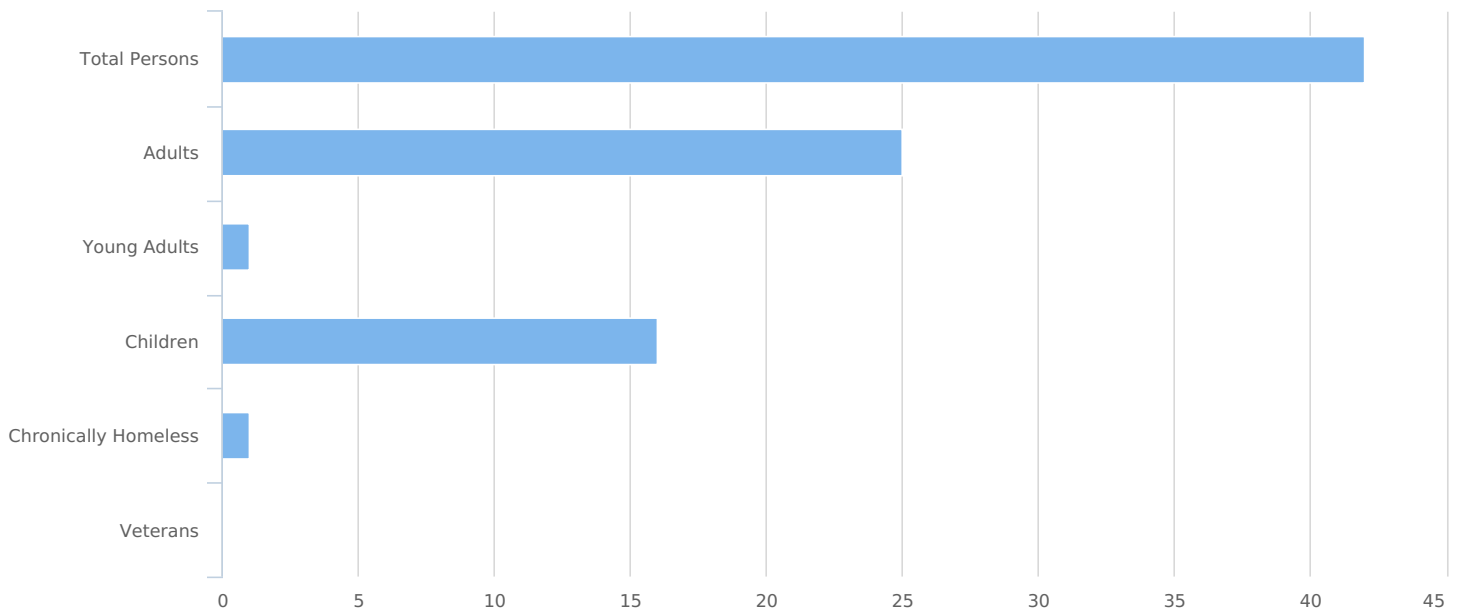


Count:	Texas Balance of State 2023 PIT Count	Geography:	Kendall County
Created by:	Paredes,Ava	Created on:	04/05/2023 12:05 PM

Summary

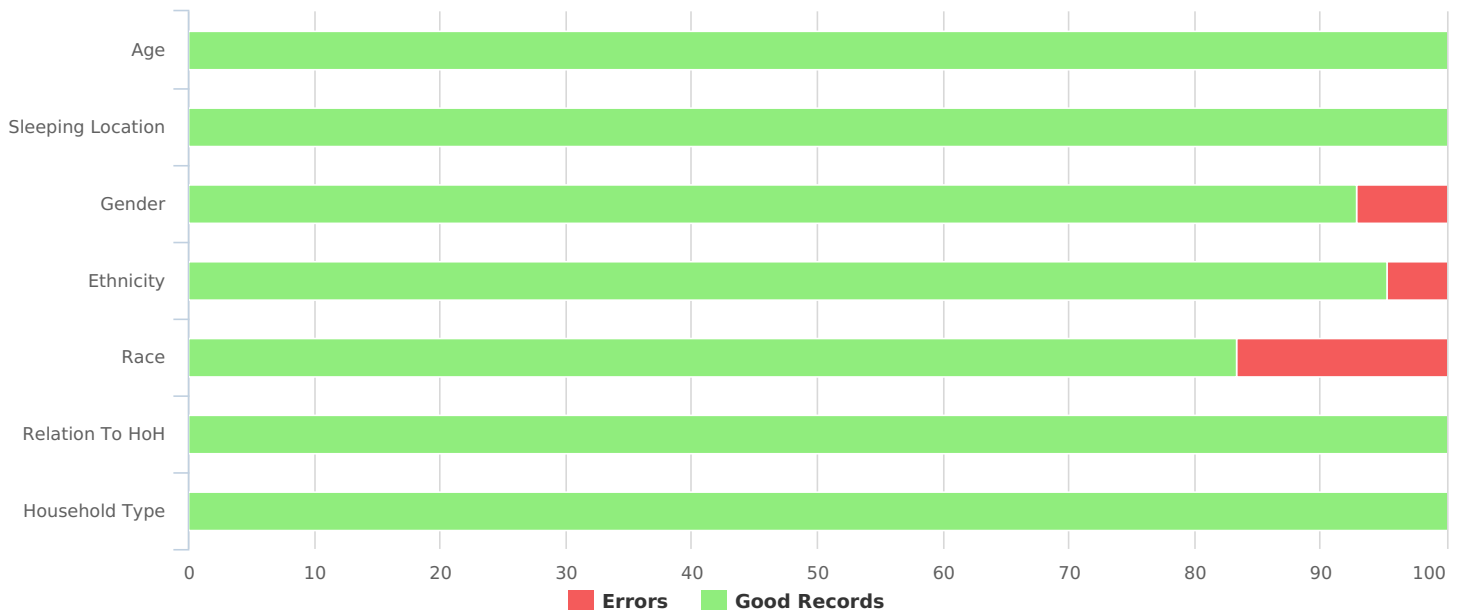


Total number of persons	42
Number of children (under age 18)	16
Number of youth (age 18 to 24)	1
Number of adults (age 25 to 34)	6
Number of adults (age 35 to 44)	11
Number of adults (age 45 to 54)	4
Number of adults (age 55 to 64)	3
Number of adults (age 65 or older)	1
Observed age 25 or older	0
Unknown Age	0
Chronically Homeless	1
Veterans	0



Data Quality Checks

Persons Missing Age Information	0
Persons Missing Sleeping Location	0
Persons Missing Gender	3
Persons Missing Ethnicity	2
Persons Missing Race	7
Persons Missing Relation to HoH	0
Persons with Unknown Household Type	0



Demographic Totals

What age range do you fall into?

Under 5 years old	8
5-12 years old	6
13-17 years old	2
18-24 years old	1
25-34 years old	6
35-44 years old	11
45-54 years old	4
55-64 years old	3
65+ years old	1
Total	42

Are you Hispanic/Latin(a)(o)(x)?

Hispanic/ Latin(a)(o)(x)	21
Non-Hispanic/ Non-Latin(a)(o)(x)	18
Don't Know	0
Refused	1
Total	40

What is your race?

American Indian/ Alaska Native/ Indigenous	0
Asian/ Asian American	0
Black/ African American/ African	4
Multiple	0
Native Hawaiian/ Other Pacific Islander	0
Other	0
Unknown	7
White	31
Total	42

What is your gender identity?

Female	25
Male	14
Transgender	0
A gender other than singularly female or male	0
Questioning	0
Client Doesn't Know/Client Refused	1
Data Not Collected	2
Total	42

All Households

Households with at Least One Adult and One Child

Household and Person Breakdown

Total number of households	7
Total number of persons	24
Number of children (under age 18)	16
Number of youth (age 18 to 24)	1
Number of adults (age 25 to 34)	4
Number of adults (age 35 to 44)	3
Number of adults (age 45 to 54)	0
Number of adults (age 55 to 64)	0
Number of adults (age 65 or older)	0
Observed age 25 or older	0

Gender

Female	12
Male	12
Transgender	0
A gender other than singularly female or male (e.g., non-binary, genderfluid, agender, culturally specific gender)	0
Questioning	0

Ethnicity

Non-Hispanic/Non-Latin(a)(o)(x)	7
Hispanic/Latin(a)(o)(x)	17

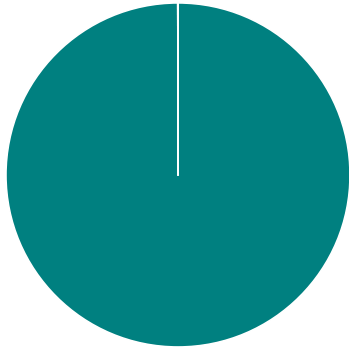
Race

White	20
Black, African American, or African	0
Asian or Asian American	0
American Indian, Alaska Native, or Indigenous	0
Native Hawaiian or Pacific Islander	0
Multiple Races	0

Chronically Homeless

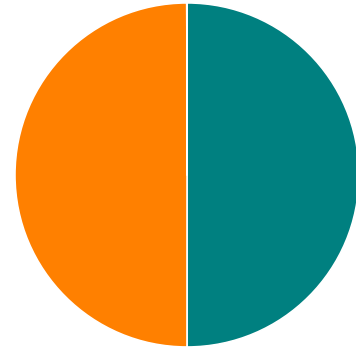
Total number of households	0
Total number of persons	0

Race



White Black or African American Asian
American Indian Native Hawaiian Multiple

Gender



Female Male Transgender
A gender other than singularly... Questioning

Households without Children

Household and Person Breakdown

Total number of households	18
Total number of persons	18
Number of youth (age 18 to 24)	0
Number of adults (age 25 to 34)	2
Number of adults (age 35 to 44)	8
Number of adults (age 45 to 54)	4
Number of adults (age 55 to 64)	3
Number of adults (age 65 or older)	1
Observed age 25 or older	0

Gender

Female	13
Male	2
Transgender	0
A gender other than singularly female or male (e.g., non-binary, genderfluid, agender, culturally specific gender)	0
Questioning	0

Ethnicity

Non-Hispanic/Non-Latin(a)(o)(x)	11
Hispanic/Latin(a)(o)(x)	4

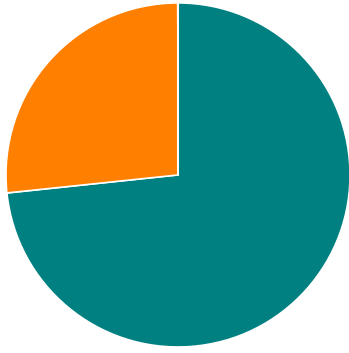
Race

White	11
Black, African American, or African	4
Asian or Asian American	0
American Indian, Alaska Native, or Indigenous	0
Native Hawaiian or Pacific Islander	0
Multiple Races	0

Chronically Homeless

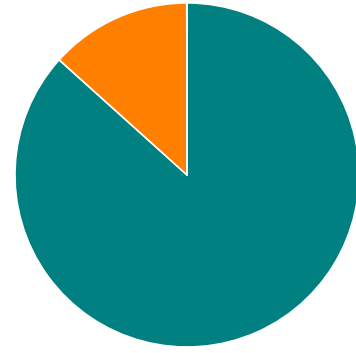
Total number of persons	1
-------------------------	---

Race



White Black or African American Asian
American Indian Native Hawaiian Multiple

Gender



Female Male Transgender
A gender other than singularly... Questioning

Households with Only Children

Household and Person Breakdown

Total number of households	0
Total number of children (persons under age 18)	0

Gender

Female	0
Male	0
Transgender	0
A gender other than singularly female or male (e.g., non-binary, genderfluid, agender, culturally specific gender)	0
Questioning	0

Ethnicity

Non-Hispanic/Non-Latin(a)(o)(x)	0
Hispanic/Latin(a)(o)(x)	0

Race

White	0
Black, African American, or African	0
Asian or Asian American	0
American Indian, Alaska Native, or Indigenous	0
Native Hawaiian or Pacific Islander	0
Multiple Races	0

Chronically Homeless

Total number of persons	0
-------------------------	---

Race

Gender

■ White
 ■ Black or African American
 ■ Asian
■ American Indian
 ■ Native Hawaiian
 ■ Multiple

■ Female
 ■ Male
 ■ Transgender
■ A gender other than singularly...
 ■ Questioning

Personal Information

Do you identify as lesbian, gay, bisexual, transgender, and/or queer (LGBTQ+)?

Yes	1
No	18
Don't Know	0
Refused	2
Total	21

Have you been told or do you believe you have a chronic/ ongoing health condition that affects your ability to support yourself/family or live independently?

Yes	0
No	8
Don't Know	0
Refused	0
Data Not Collected	1
Total	9

Have you been told or do you believe you have a physical disability that affects your ability to support yourself/family or live independently?

Yes	0
No	8
Don't Know	0
Refused	0
Data Not Collected	0
Total	8

Have you been told or do you believe you have a developmental disability?

Yes	0
No	7
Don't Know	0
Refused	0
Data Not Collected	0
Total	7

Experience with Homelessness

Where are you sleeping tonight?

Abandoned building/structure	1
Bus, train station, airport	0
Other	0
Outdoor encampment	3
Park	0
Street or Sidewalk	0
Under bridge/overpass	0
Vehicle	0
Total	4

Is this the first time you've been homeless?

Yes	4
No	2
Don't Know	3
Refused	1
Total	10

How old were you when you first became homeless?

17 or younger	0
18-24 years old	0
25-34 years old	0
35-44 years old	1
45-54 years old	1
55-64 years old	0
65+ years old	0
Person Doesn't Know	0
Person refused	0
Total	2

How many months did you stay in shelter or on the streets over the past 3 years?

0 to 3 months	1
4 to 6 months	0
7 to 11 months	1
1 to 2 years	0
2 to 3 years	0
3 years or more	2
Total	4

How many separate times have you stayed in sheltered or on the streets in the past 3 years?

Fewer than 4	2
4 or more times	0
Don't Know	2
Refused	0
Total	4

How many months have you been homeless this time?

0 to 3 months	1
4 to 6 months	0
7 to 11 months	3
1 to 2 years	1
2 to 3 years	0
3 years or more	3
Total	8

Veteran Households

Veteran Households with at Least One Adult and One Child

Household and Person Breakdown

Total number of households	0
Total number of persons	0
Total number of Veterans	0

Gender (veterans only)

Female	0
Male	0
Transgender	0
A gender other than singularly female or male (e.g., non-binary, genderfluid, agender, culturally specific gender)	0
Questioning	0

Ethnicity (veterans only)

Non-Hispanic/Non-Latin(a)(o)(x)	0
Hispanic/Latin(a)(o)(x)	0

Race (veterans only)

White	0
Black, African American, or African	0
Asian or Asian American	0
American Indian, Alaska Native, or Indigenous	0
Native Hawaiian or Pacific Islander	0
Multiple Races	0

Chronically Homeless

Total number of households	0
Total number of persons	0

Race

Gender

■ White
 ■ Black or African American
 ■ Asian
■ American Indian
 ■ Native Hawaiian
 ■ Multiple

■ Female
 ■ Male
 ■ Transgender
■ A gender other than singularly...
 ■ Questioning

Veteran Households without Children

Household and Person Breakdown

Total number of households	0
Total number of persons	0
Total Number of Veterans	0

Gender (veterans only)

Female	0
Male	0
Transgender	0
A gender other than singularly female or male (e.g., non-binary, genderfluid, agender, culturally specific gender)	0
Questioning	0

Ethnicity (veterans only)

Non-Hispanic/Non-Latin(a)(o)(x)	0
Hispanic/Latin(a)(o)(x)	0

Race (veterans only)

White	0
Black, African American, or African	0
Asian or Asian American	0
American Indian, Alaska Native, or Indigenous	0
Native Hawaiian or Pacific Islander	0
Multiple Races	0

Chronically Homeless

Total number of households	0
Total number of persons	0

Race

Gender

■ White
 ■ Black or African American
 ■ Asian
■ American Indian
 ■ Native Hawaiian
 ■ Multiple

■ Female
 ■ Male
 ■ Transgender
■ A gender other than singularly...
 ■ Questioning

Youth Households

Unaccompanied Youth Households

Household and Person Breakdown

Total number of unaccompanied youth households	0
Total number of unaccompanied youth	0
Number of unaccompanied youth (under age 18)	0
Number of unaccompanied youth (age 18 to 24)	0

Gender (unaccompanied youth)

Female	0
Male	0
Transgender	0
A gender other than singularly female or male (e.g., non-binary, genderfluid, agender, culturally specific gender)	0
Questioning	0

Ethnicity (unaccompanied youth)

Non-Hispanic/Non-Latin(a)(o)(x)	0
Hispanic/Latin(a)(o)(x)	0

Race (unaccompanied youth)

White	0
Black, African American, or African	0
Asian or Asian American	0
American Indian, Alaska Native, or Indigenous	0
Native Hawaiian or Pacific Islander	0
Multiple Races	0

Chronically Homeless

Total number of persons	0
-------------------------	---

Race

Gender

■ White
 ■ Black or African American
 ■ Asian
■ American Indian
 ■ Native Hawaiian
 ■ Multiple

■ Female
 ■ Male
 ■ Transgender
■ A gender other than singularly...
 ■ Questioning

Parenting Youth

Household and Person Breakdown

Total number of parenting youth households	0
Total number of persons in parenting youth households	0
Total Parenting Youth (youth parents only)	0
Total Children in Parenting Youth Households	0
Number of parenting youth under age 18	0
Children in households with parenting youth under age 18	0
Number of parenting youth age 18 to 24	0
Children in households with parenting youth age 18 to 24	0

Gender (youth parents only)

Female	0
Male	0
Transgender	0
A gender other than singularly female or male (e.g., non-binary, genderfluid, agender, culturally specific gender)	0
Questioning	0

Ethnicity (youth parents only)

Non-Hispanic/Non-Latin(a)(o)(x)	0
Hispanic/Latin(a)(o)(x)	0

Race (youth parents only)

White	0
Black, African American, or African	0
Asian or Asian American	0
American Indian, Alaska Native, or Indigenous	0
Native Hawaiian or Pacific Islander	0
Multiple Races	0

Chronically Homeless

Total number of households	0
Total number of persons	0

Race

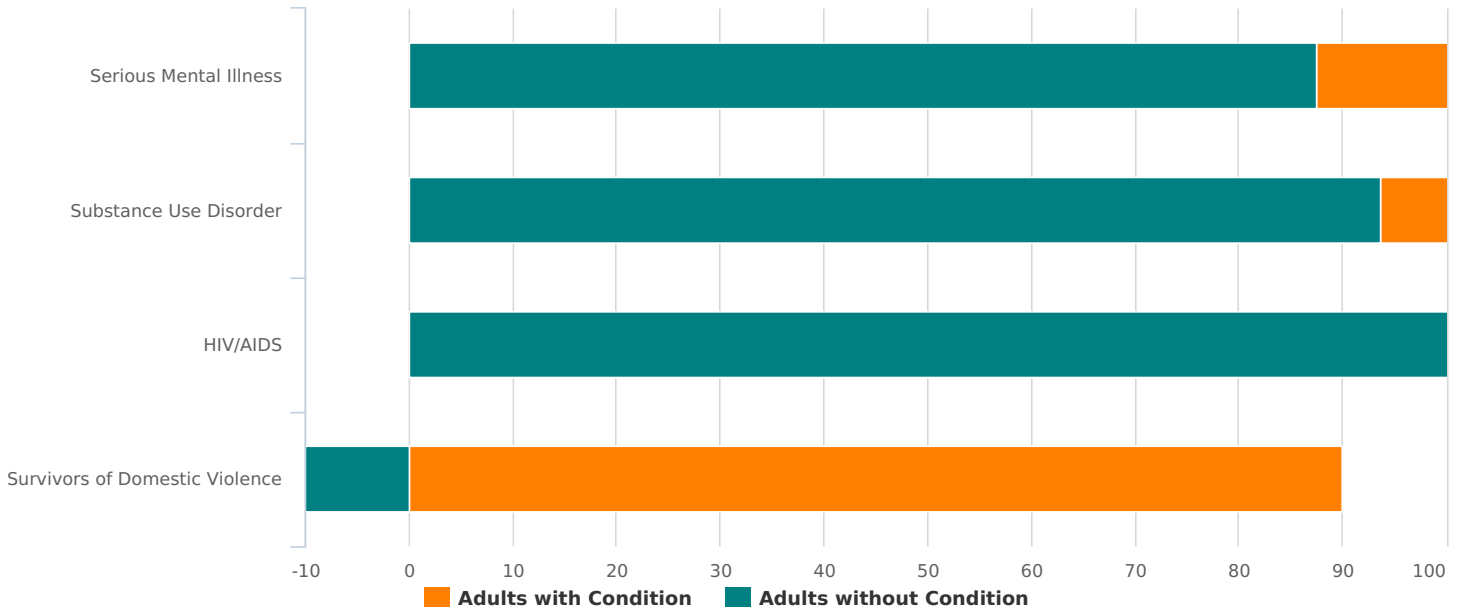
Gender

■ White ■ Black or African American ■ Asian
■ American Indian ■ Native Hawaiian ■ Multiple

■ Female ■ Male ■ Transgender
■ A gender other than singularly... ■ Questioning

Additional Homeless Populations (Adults Only)

Adults with a Serious Mental Illness	2
Adults with a Substance Use Disorder	1
Adults with HIV/AIDS	0
Adult Survivors of Domestic Violence (optional)	18



Observation Surveys

Number of surveys: **2**

Age Range

Under 5 years old	0
5-12 years old	0
13-17 years old	0
18-24 years old	0
25-34 years old	0
35-44 years old	1
45-54 years old	1
55-64 years old	0
65+ years old	0
Total	2

What made you believe the person was experiencing homelessness?

Activity (Panhandling. Sleeping outside. Sleeping in vehicle. Etc.)	0
Appearance (Carrying personal belongings/ clothing that wouldn't protect from the elements)	2
Prior interactions/known to be unhoused	0
They are accessing services for those experiencing homelessness	0
They informed me they are unhoused	0
Total	2
<i>*multiple answers can be selected*</i>	

Where did you encounter this individual?

Abandoned building/ structure	0
Bus, train station, airport	0
Outdoor encampment	0
Park	0
Service Provider (soup kitchen, day shelter, etc.)	0
Street or sidewalk	2
Under bridge/overpass	0
Vehicle	0
Total	2