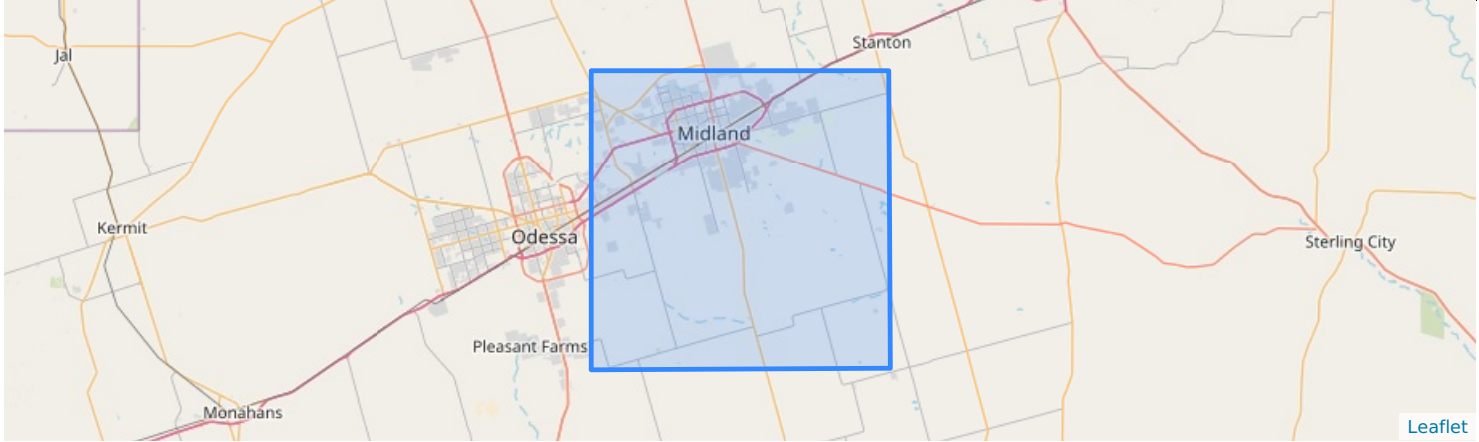


Count:	Texas Balance of State 2023 PIT Count	Geography:	Midland County
Created by:	Paredes,Ava	Created on:	04/05/2023 12:25 PM

## Summary



Total number of persons	255
Number of children (under age 18)	64
Number of youth (age 18 to 24)	20
Number of adults (age 25 to 34)	40
Number of adults (age 35 to 44)	48
Number of adults (age 45 to 54)	38
Number of adults (age 55 to 64)	33
Number of adults (age 65 or older)	12
Observed age 25 or older	0
Unknown Age	0
Chronically Homeless	35
Veterans	10

## Demographic Totals

### What age range do you fall into?

Under 5 years old	27
5-12 years old	25
13-17 years old	12
18-24 years old	20
25-34 years old	40
35-44 years old	48
45-54 years old	38
55-64 years old	33
65+ years old	12
<b>Total</b>	<b>255</b>

### Are you Hispanic/Latin(a)(o)(x)?

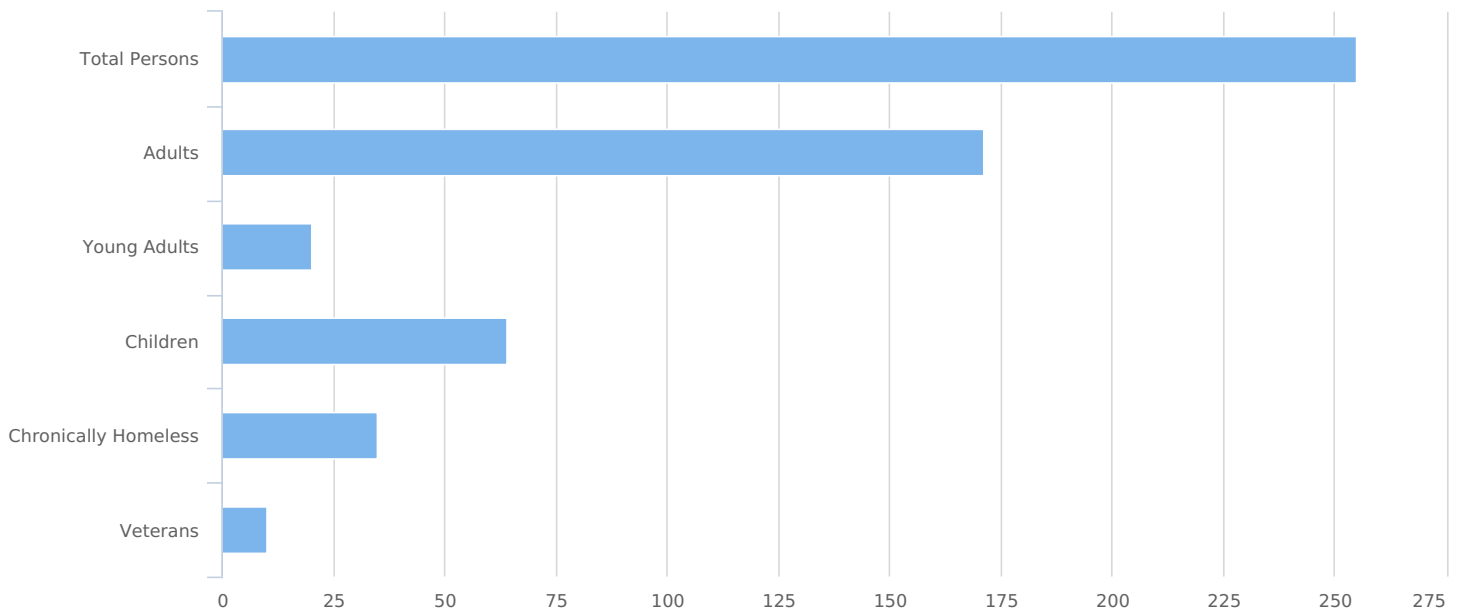
Hispanic/ Latin(a)(o)(x)	90
Non-Hispanic/ Non-Latin(a)(o)(x)	72
Don't Know	0
Refused	3
<b>Total</b>	<b>165</b>

### What is your race?

American Indian/ Alaska Native/ Indigenous	0
Asian/ Asian American	0
Black/ African American/ African	20
Multiple	2
Native Hawaiian/ Other Pacific Islander	1
Other	1
Unknown	94
White	137
<b>Total</b>	<b>255</b>

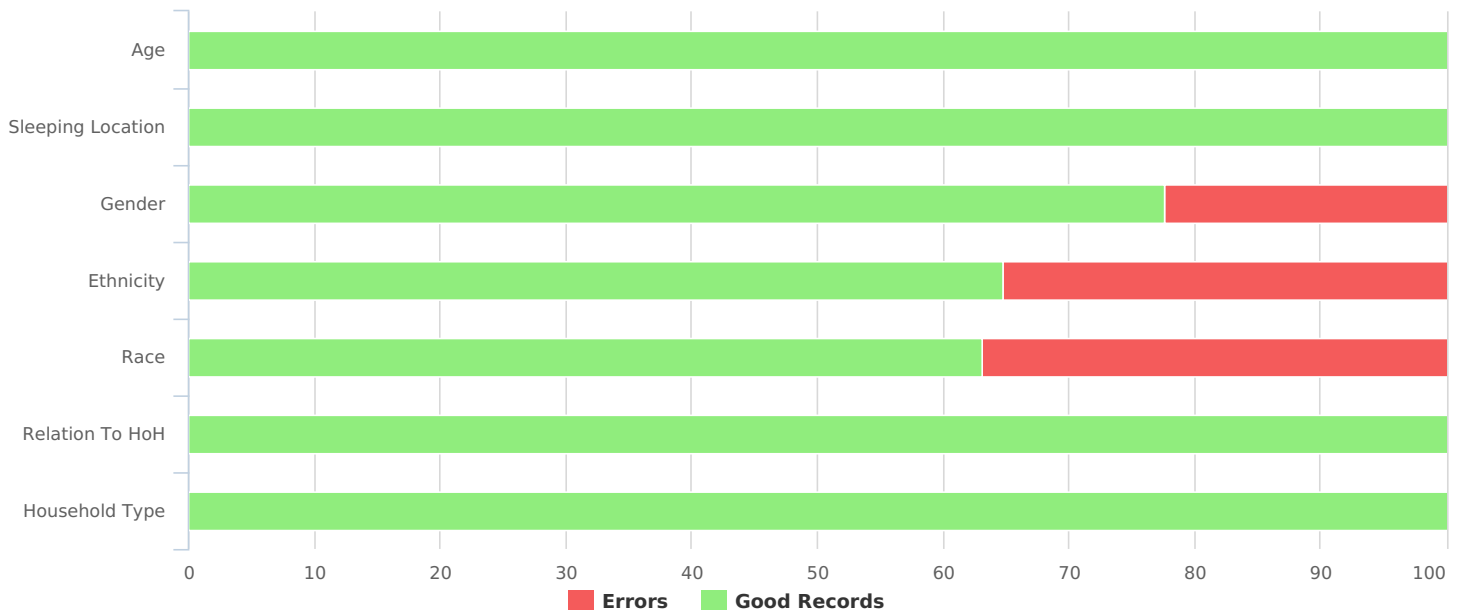
### What is your gender identity?

Female	74
Male	123
Transgender	0
A gender other than singularly female or male	1
Questioning	0
Client Doesn't Know/Client Refused	0
Data Not Collected	57
<b>Total</b>	<b>255</b>



### Data Quality Checks

Persons Missing Age Information	0
Persons Missing Sleeping Location	0
Persons Missing Gender	57
Persons Missing Ethnicity	90
Persons Missing Race	94
Persons Missing Relation to HoH	0
Persons with Unknown Household Type	0



## All Households

### Households with at Least One Adult and One Child

#### Household and Person Breakdown

Total number of households	26
Total number of persons	89
Number of children (under age 18)	61
Number of youth (age 18 to 24)	4
Number of adults (age 25 to 34)	10
Number of adults (age 35 to 44)	11
Number of adults (age 45 to 54)	3
Number of adults (age 55 to 64)	0
Number of adults (age 65 or older)	0
Observed age 25 or older	0

#### Gender

Female	51
Male	37
Transgender	0
A gender other than singularly female or male (e.g., non-binary, genderfluid, agender, culturally specific gender)	0
Questioning	0

#### Ethnicity

Non-Hispanic/Non-Latin(a)(o)(x)	18
Hispanic/Latin(a)(o)(x)	45

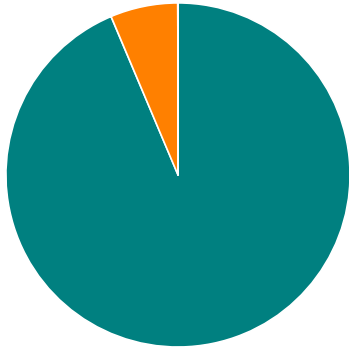
#### Race

White	59
Black, African American, or African	4
Asian or Asian American	0
American Indian, Alaska Native, or Indigenous	0
Native Hawaiian or Pacific Islander	0
Multiple Races	0

#### Chronically Homeless

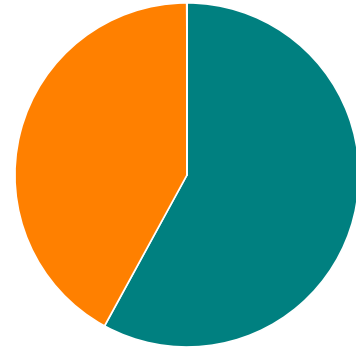
Total number of households	0
Total number of persons	0

Race



White Black or African American Asian  
American Indian Native Hawaiian Multiple

Gender



Female Male Transgender  
A gender other than singularly... Questioning

# Households without Children

## Household and Person Breakdown

Total number of households	153
Total number of persons	163
Number of youth (age 18 to 24)	16
Number of adults (age 25 to 34)	30
Number of adults (age 35 to 44)	37
Number of adults (age 45 to 54)	35
Number of adults (age 55 to 64)	33
Number of adults (age 65 or older)	12
Observed age 25 or older	0

## Gender

Female	23
Male	86
Transgender	0
A gender other than singularly female or male (e.g., non-binary, genderfluid, agender, culturally specific gender)	1
Questioning	0

## Ethnicity

Non-Hispanic/Non-Latin(a)(o)(x)	54
Hispanic/Latin(a)(o)(x)	45

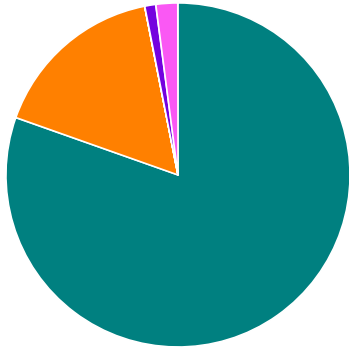
## Race

White	78
Black, African American, or African	16
Asian or Asian American	0
American Indian, Alaska Native, or Indigenous	0
Native Hawaiian or Pacific Islander	1
Multiple Races	2

## Chronically Homeless

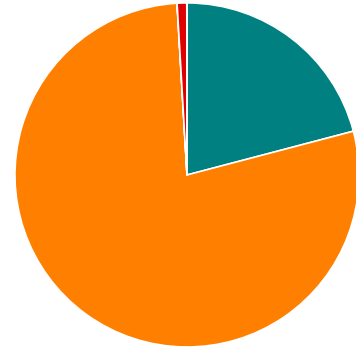
Total number of persons	35
-------------------------	----

Race



White Black or African American Asian  
American Indian Native Hawaiian Multiple

Gender



Female Male Transgender  
A gender other than singularly... Questioning

# Households with Only Children

## Household and Person Breakdown

Total number of households	3
Total number of children (persons under age 18)	3

## Gender

Female	0
Male	0
Transgender	0
A gender other than singularly female or male (e.g., non-binary, genderfluid, agender, culturally specific gender)	0
Questioning	0

## Ethnicity

Non-Hispanic/Non-Latin(a)(o)(x)	0
Hispanic/Latin(a)(o)(x)	0

## Race

White	0
Black, African American, or African	0
Asian or Asian American	0
American Indian, Alaska Native, or Indigenous	0
Native Hawaiian or Pacific Islander	0
Multiple Races	0

## Chronically Homeless

Total number of persons	0
-------------------------	---

Race

Gender

■ White   
 ■ Black or African American   
 ■ Asian  
■ American Indian   
 ■ Native Hawaiian   
 ■ Multiple

■ Female   
 ■ Male   
 ■ Transgender  
■ A gender other than singularly...   
 ■ Questioning



## Personal Information

### Do you identify as lesbian, gay, bisexual, transgender, and/or queer (LGBTQ+)?

Yes	4
No	126
Don't Know	1
Refused	4
Total	135

### Have you been told or do you believe you have a chronic/ ongoing health condition that affects your ability to support yourself/family or live independently?

Yes	33
No	104
Don't Know	3
Refused	0
Data Not Collected	0
Total	140

### Have you been told or do you believe you have a physical disability that affects your ability to support yourself/family or live independently?

Yes	29
No	110
Don't Know	0
Refused	0
Data Not Collected	1
Total	140

### Have you been told or do you believe you have a developmental disability?

Yes	29
No	107
Don't Know	2
Refused	1
Data Not Collected	0
Total	139

## Experience with Homelessness

### Where are you sleeping tonight?

Abandoned building/structure	7
Bus, train station, airport	0
Other	2
Outdoor encampment	11
Park	0
Street or Sidewalk	12
Under bridge/overpass	1
Vehicle	4
Total	37

### Is this the first time you've been homeless?

Yes	60
No	63
Don't Know	0
Refused	7
Total	130

### How old were you when you first became homeless?

17 or younger	7
18-24 years old	0
25-34 years old	3
35-44 years old	10
45-54 years old	32
55-64 years old	5
65+ years old	2
Person Doesn't Know	2
Person refused	1
Total	62

### How many months did you stay in shelter or on the streets over the past 3 years?

0 to 3 months	24
4 to 6 months	17
7 to 11 months	2
1 to 2 years	12
2 to 3 years	3
3 years or more	11
Total	69

**How many separate times have you stayed in sheltered or on the streets in the past 3 years?**

Fewer than 4	36
4 or more times	7
Don't Know	19
Refused	8
Total	70

**How many months have you been homeless this time?**

0 to 3 months	37
4 to 6 months	33
7 to 11 months	12
1 to 2 years	19
2 to 3 years	4
3 years or more	25
Total	130

## Veteran Households

### Veteran Households with at Least One Adult and One Child

#### Household and Person Breakdown

Total number of households	0
Total number of persons	0
Total number of Veterans	0

#### Gender (veterans only)

Female	0
Male	0
Transgender	0
A gender other than singularly female or male (e.g., non-binary, genderfluid, agender, culturally specific gender)	0
Questioning	0

#### Ethnicity (veterans only)

Non-Hispanic/Non-Latin(a)(o)(x)	0
Hispanic/Latin(a)(o)(x)	0

#### Race (veterans only)

White	0
Black, African American, or African	0
Asian or Asian American	0
American Indian, Alaska Native, or Indigenous	0
Native Hawaiian or Pacific Islander	0
Multiple Races	0

#### Chronically Homeless

Total number of households	0
Total number of persons	0

Race

Gender

■ White   
 ■ Black or African American   
 ■ Asian  
■ American Indian   
 ■ Native Hawaiian   
 ■ Multiple

■ Female   
 ■ Male   
 ■ Transgender  
■ A gender other than singularly...   
 ■ Questioning

# Veteran Households without Children

## Household and Person Breakdown

Total number of households	10
Total number of persons	10
Total Number of Veterans	10

## Gender (veterans only)

Female	1
Male	9
Transgender	0
A gender other than singularly female or male (e.g., non-binary, genderfluid, agender, culturally specific gender)	0
Questioning	0

## Ethnicity (veterans only)

Non-Hispanic/Non-Latin(a)(o)(x)	7
Hispanic/Latin(a)(o)(x)	2

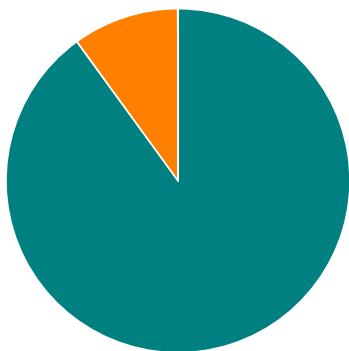
## Race (veterans only)

White	9
Black, African American, or African	1
Asian or Asian American	0
American Indian, Alaska Native, or Indigenous	0
Native Hawaiian or Pacific Islander	0
Multiple Races	0

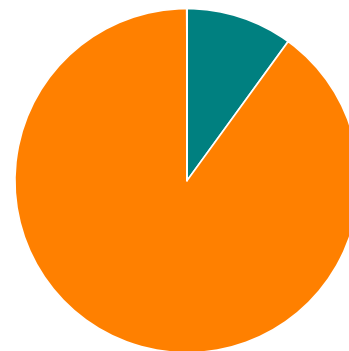
## Chronically Homeless

Total number of households	2
Total number of persons	2

Race



Gender



■ White   
 ■ Black or African American   
 ■ Asian  
■ American Indian   
 ■ Native Hawaiian   
 ■ Multiple

■ Female   
 ■ Male   
 ■ Transgender  
■ A gender other than singularly...   
 ■ Questioning

# Youth Households

## Unaccompanied Youth Households

### Household and Person Breakdown

Total number of unaccompanied youth households	19
Total number of unaccompanied youth	19
Number of unaccompanied youth (under age 18)	3
Number of unaccompanied youth (age 18 to 24)	16

### Gender (unaccompanied youth)

Female	2
Male	5
Transgender	0
A gender other than singularly female or male (e.g., non-binary, genderfluid, agender, culturally specific gender)	0
Questioning	0

### Ethnicity (unaccompanied youth)

Non-Hispanic/Non-Latin(a)(o)(x)	3
Hispanic/Latin(a)(o)(x)	4

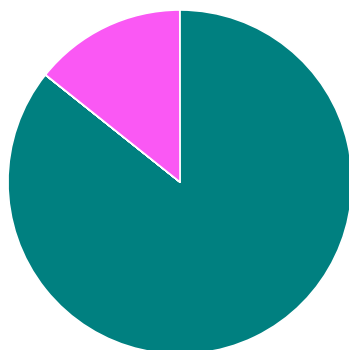
### Race (unaccompanied youth)

White	6
Black, African American, or African	0
Asian or Asian American	0
American Indian, Alaska Native, or Indigenous	0
Native Hawaiian or Pacific Islander	0
Multiple Races	1

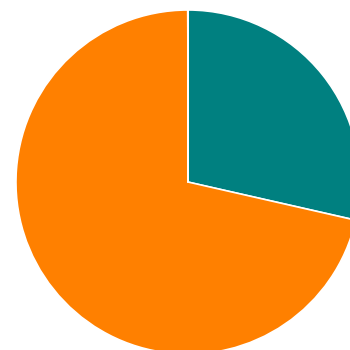
### Chronically Homeless

Total number of persons	0
-------------------------	---

Race



Gender



■ White
 ■ Black or African American
 ■ Asian
 ■ American Indian
 ■ Native Hawaiian
 ■ Multiple

■ Female
 ■ Male
 ■ Transgender
 ■ A gender other than singularly...
 ■ Questioning

## Parenting Youth

### Household and Person Breakdown

Total number of parenting youth households	3
Total number of persons in parenting youth households	10
Total Parenting Youth (youth parents only)	3
Total Children in Parenting Youth Households	7
Number of parenting youth under age 18	0
Children in households with parenting youth under age 18	0
Number of parenting youth age 18 to 24	3
Children in households with parenting youth age 18 to 24	7

### Gender (youth parents only)

Female	3
Male	0
Transgender	0
A gender other than singularly female or male (e.g., non-binary, genderfluid, agender, culturally specific gender)	0
Questioning	0

### Ethnicity (youth parents only)

Non-Hispanic/Non-Latin(a)(o)(x)	0
Hispanic/Latin(a)(o)(x)	2

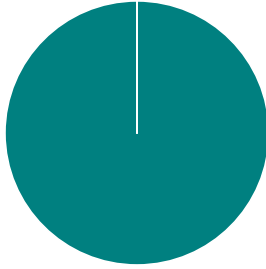
### Race (youth parents only)

White	2
Black, African American, or African	0
Asian or Asian American	0
American Indian, Alaska Native, or Indigenous	0
Native Hawaiian or Pacific Islander	0
Multiple Races	0

### Chronically Homeless

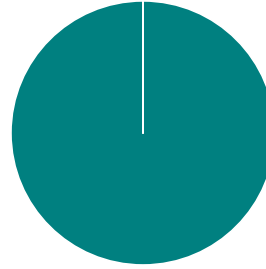
Total number of households	0
Total number of persons	0

### Race



- White
- Black or African American
- Asian
- American Indian
- Native Hawaiian
- Multiple

### Gender

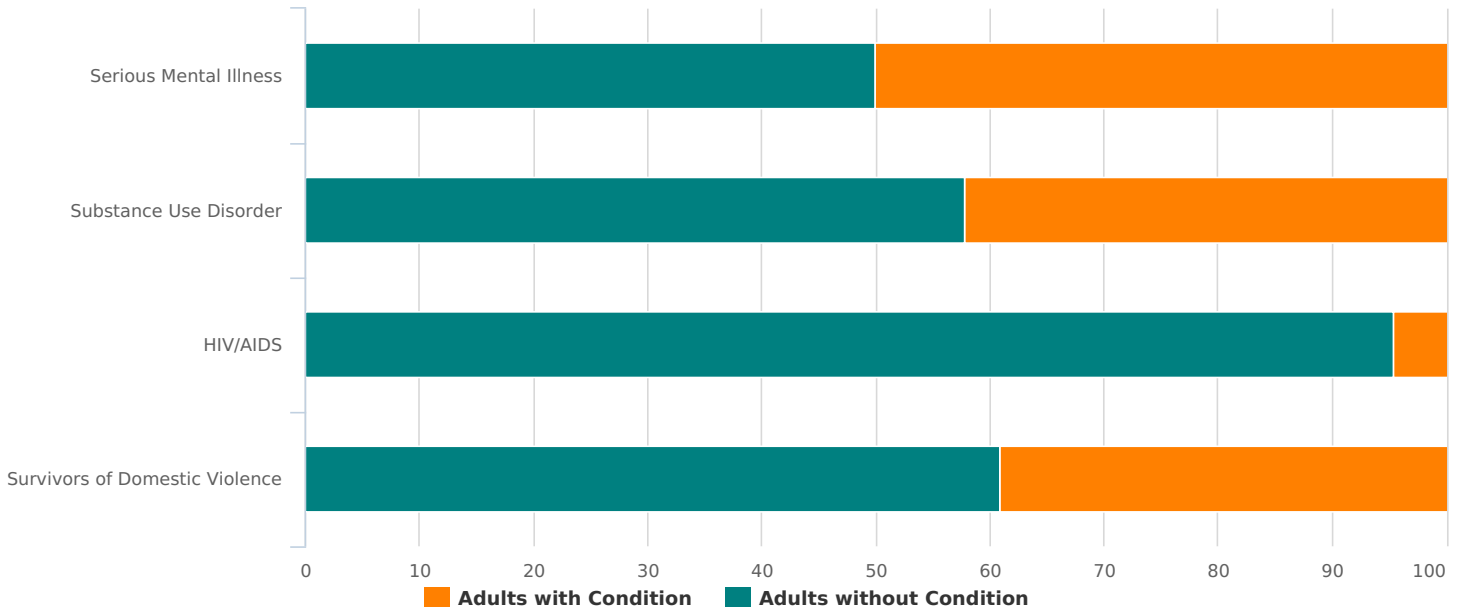


- Female
- Male
- Transgender
- A gender other than singularly...
- Questioning



## Additional Homeless Populations (Adults Only)

Adults with a Serious Mental Illness	32
Adults with a Substance Use Disorder	27
Adults with HIV/AIDS	3
Adult Survivors of Domestic Violence (optional)	25



## Observation Surveys

**Number of surveys:** **39**

### Age Range

Under 5 years old	0
5-12 years old	0
13-17 years old	0
18-24 years old	1
25-34 years old	14
35-44 years old	16
45-54 years old	3
55-64 years old	5
65+ years old	0
<b>Total</b>	<b>39</b>

### What made you believe the person was experiencing homelessness?

Activity (Panhandling. Sleeping outside. Sleeping in vehicle. Etc.)	23
Appearance (Carrying personal belongings/ clothing that wouldn't protect from the elements)	14
Prior interactions/known to be unhoused	17
They are accessing services for those experiencing homelessness	0
They informed me they are unhoused	7
<b>Total</b>	<b>61</b>
<i>*multiple answers can be selected*</i>	

### Where did you encounter this individual?

Abandoned building/ structure	19
Bus, train station, airport	0
Outdoor encampment	3
Park	0
Service Provider (soup kitchen, day shelter, etc.)	2
Street or sidewalk	14
Under bridge/overpass	0
Vehicle	1
<b>Total</b>	<b>39</b>