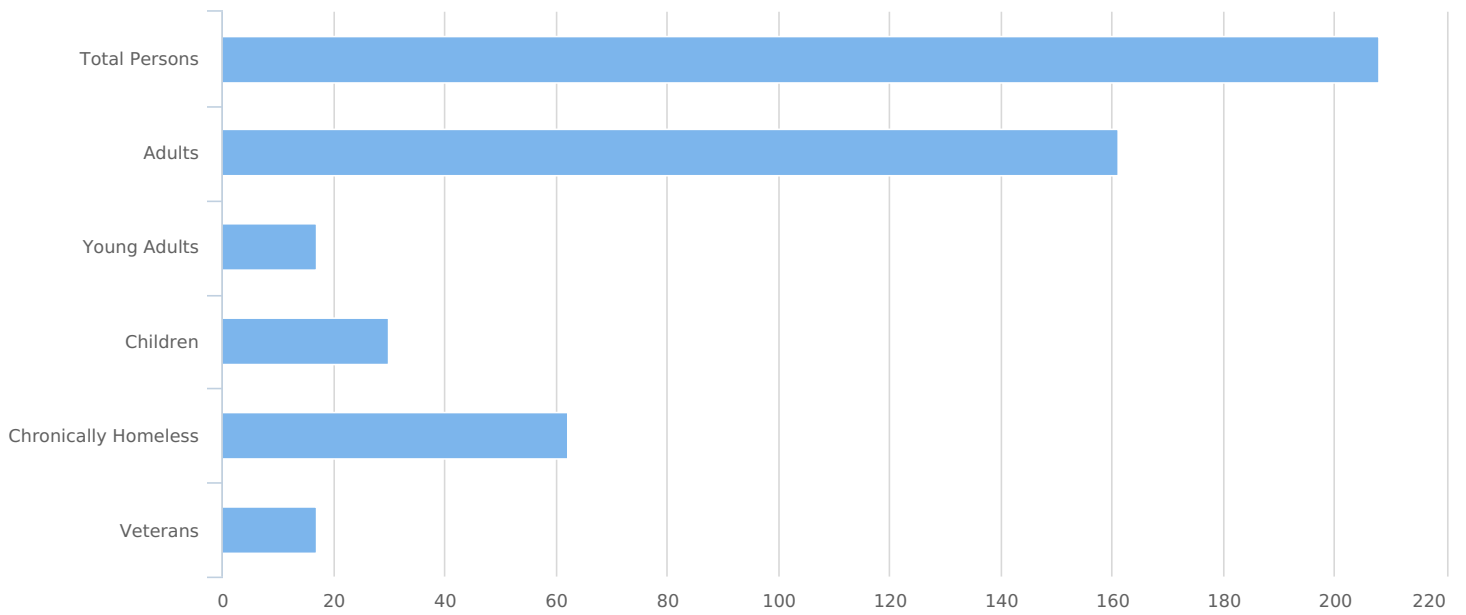


Count:	Texas Balance of State 2023 PIT Count	Geography:	Taylor County
Created by:	Paredes,Ava	Created on:	04/05/2023 12:53 PM

## Summary



Total number of persons	208
Number of children (under age 18)	30
Number of youth (age 18 to 24)	17
Number of adults (age 25 to 34)	26
Number of adults (age 35 to 44)	56
Number of adults (age 45 to 54)	39
Number of adults (age 55 to 64)	26
Number of adults (age 65 or older)	14
Observed age 25 or older	0
Unknown Age	0
Chronically Homeless	62
Veterans	17



### Data Quality Checks

Persons Missing Age Information	0
Persons Missing Sleeping Location	0
Persons Missing Gender	23
Persons Missing Ethnicity	29
Persons Missing Race	39
Persons Missing Relation to HoH	0
Persons with Unknown Household Type	0



## Demographic Totals

### What age range do you fall into?

Under 5 years old	12
5-12 years old	9
13-17 years old	9
18-24 years old	17
25-34 years old	26
35-44 years old	56
45-54 years old	39
55-64 years old	26
65+ years old	14
<b>Total</b>	<b>208</b>

### Are you Hispanic/Latin(a)(o)(x)?

Hispanic/ Latin(a)(o)(x)	61
Non-Hispanic/ Non-Latin(a)(o)(x)	117
Don't Know	0
Refused	1
<b>Total</b>	<b>179</b>

### What is your race?

American Indian/ Alaska Native/ Indigenous	2
Asian/ Asian American	0
Black/ African American/ African	36
Multiple	11
Native Hawaiian/ Other Pacific Islander	0
Other	23
Unknown	39
White	97
<b>Total</b>	<b>208</b>

### What is your gender identity?

Female	74
Male	110
Transgender	1
A gender other than singularly female or male	0
Questioning	0
Client Doesn't Know/Client Refused	1
Data Not Collected	22
<b>Total</b>	<b>208</b>

## All Households

### Households with at Least One Adult and One Child

#### Household and Person Breakdown

Total number of households	12
Total number of persons	41
Number of children (under age 18)	28
Number of youth (age 18 to 24)	2
Number of adults (age 25 to 34)	5
Number of adults (age 35 to 44)	5
Number of adults (age 45 to 54)	1
Number of adults (age 55 to 64)	0
Number of adults (age 65 or older)	0
Observed age 25 or older	0

#### Gender

Female	18
Male	18
Transgender	0
A gender other than singularly female or male (e.g., non-binary, genderfluid, agender, culturally specific gender)	0
Questioning	0

#### Ethnicity

Non-Hispanic/Non-Latin(a)(o)(x)	6
Hispanic/Latin(a)(o)(x)	29

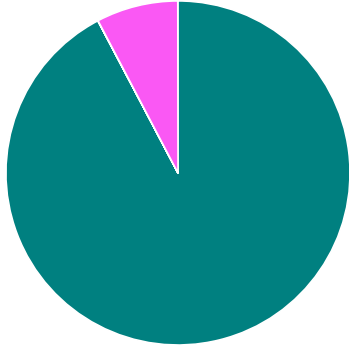
#### Race

White	12
Black, African American, or African	0
Asian or Asian American	0
American Indian, Alaska Native, or Indigenous	0
Native Hawaiian or Pacific Islander	0
Multiple Races	1

#### Chronically Homeless

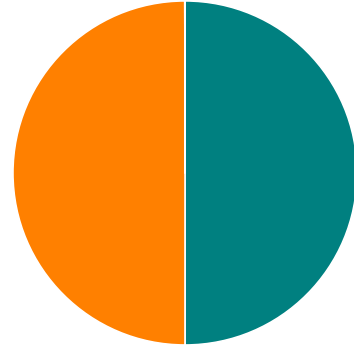
Total number of households	0
Total number of persons	0

Race



White Black or African American Asian  
American Indian Native Hawaiian Multiple

Gender



Female Male Transgender  
A gender other than singularly... Questioning

# Households without Children

## Household and Person Breakdown

Total number of households	161
Total number of persons	165
Number of youth (age 18 to 24)	15
Number of adults (age 25 to 34)	21
Number of adults (age 35 to 44)	51
Number of adults (age 45 to 54)	38
Number of adults (age 55 to 64)	26
Number of adults (age 65 or older)	14
Observed age 25 or older	0

## Gender

Female	54
Male	92
Transgender	1
A gender other than singularly female or male (e.g., non-binary, genderfluid, agender, culturally specific gender)	0
Questioning	0

## Ethnicity

Non-Hispanic/Non-Latin(a)(o)(x)	111
Hispanic/Latin(a)(o)(x)	30

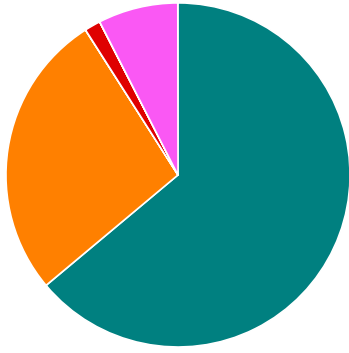
## Race

White	85
Black, African American, or African	36
Asian or Asian American	0
American Indian, Alaska Native, or Indigenous	2
Native Hawaiian or Pacific Islander	0
Multiple Races	10

## Chronically Homeless

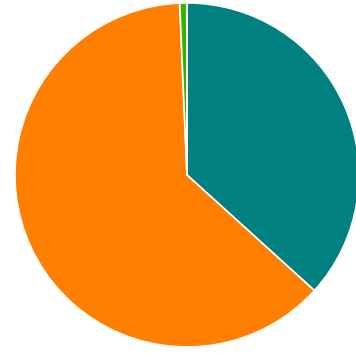
Total number of persons	62
-------------------------	----

Race



White Black or African American Asian  
American Indian Native Hawaiian Multiple

Gender



Female Male Transgender  
A gender other than singularly... Questioning

# Households with Only Children

## Household and Person Breakdown

Total number of households	1
Total number of children (persons under age 18)	2

## Gender

Female	2
Male	0
Transgender	0
A gender other than singularly female or male (e.g., non-binary, genderfluid, agender, culturally specific gender)	0
Questioning	0

## Ethnicity

Non-Hispanic/Non-Latin(a)(o)(x)	0
Hispanic/Latin(a)(o)(x)	2

## Race

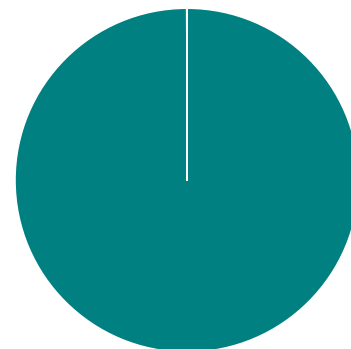
White	0
Black, African American, or African	0
Asian or Asian American	0
American Indian, Alaska Native, or Indigenous	0
Native Hawaiian or Pacific Islander	0
Multiple Races	0

## Chronically Homeless

Total number of persons	0
-------------------------	---

Race

Gender



■ White   
 ■ Black or African American   
 ■ Asian  
■ American Indian   
 ■ Native Hawaiian   
 ■ Multiple

■ Female   
 ■ Male   
 ■ Transgender  
■ A gender other than singularly...   
 ■ Questioning



## Personal Information

### Do you identify as lesbian, gay, bisexual, transgender, and/or queer (LGBTQ+)?

Yes	14
No	153
Don't Know	0
Refused	1
Total	168

### Have you been told or do you believe you have a chronic/ ongoing health condition that affects your ability to support yourself/family or live independently?

Yes	68
No	98
Don't Know	2
Refused	0
Data Not Collected	1
Total	169

### Have you been told or do you believe you have a physical disability that affects your ability to support yourself/family or live independently?

Yes	61
No	104
Don't Know	2
Refused	0
Data Not Collected	1
Total	168

### Have you been told or do you believe you have a developmental disability?

Yes	31
No	130
Don't Know	5
Refused	0
Data Not Collected	1
Total	167

## Experience with Homelessness

### Where are you sleeping tonight?

Abandoned building/structure	11
Bus, train station, airport	1
Other	22
Outdoor encampment	25
Park	1
Street or Sidewalk	33
Under bridge/overpass	3
Vehicle	11
Total	107

### Is this the first time you've been homeless?

Yes	82
No	78
Don't Know	0
Refused	1
Total	161

### How old were you when you first became homeless?

17 or younger	3
18-24 years old	3
25-34 years old	8
35-44 years old	18
45-54 years old	39
55-64 years old	3
65+ years old	1
Person Doesn't Know	3
Person refused	0
Total	78

### How many months did you stay in shelter or on the streets over the past 3 years?

0 to 3 months	18
4 to 6 months	3
7 to 11 months	7
1 to 2 years	14
2 to 3 years	10
3 years or more	22
Total	74

**How many separate times have you stayed in sheltered or on the streets in the past 3 years?**

Fewer than 4	42
4 or more times	31
Don't Know	2
Refused	0
Total	75

**How many months have you been homeless this time?**

0 to 3 months	51
4 to 6 months	18
7 to 11 months	21
1 to 2 years	25
2 to 3 years	15
3 years or more	28
Total	158

## Veteran Households

### Veteran Households with at Least One Adult and One Child

#### Household and Person Breakdown

Total number of households	1
Total number of persons	4
Total number of Veterans	1

#### Gender (veterans only)

Female	0
Male	0
Transgender	0
A gender other than singularly female or male (e.g., non-binary, genderfluid, agender, culturally specific gender)	0
Questioning	0

#### Ethnicity (veterans only)

Non-Hispanic/Non-Latin(a)(o)(x)	0
Hispanic/Latin(a)(o)(x)	0

#### Race (veterans only)

White	0
Black, African American, or African	0
Asian or Asian American	0
American Indian, Alaska Native, or Indigenous	0
Native Hawaiian or Pacific Islander	0
Multiple Races	0

#### Chronically Homeless

Total number of households	0
Total number of persons	0

Race

Gender

■ White   
 ■ Black or African American   
 ■ Asian  
■ American Indian   
 ■ Native Hawaiian   
 ■ Multiple

■ Female   
 ■ Male   
 ■ Transgender  
■ A gender other than singularly...   
 ■ Questioning

# Veteran Households without Children

## Household and Person Breakdown

Total number of households	16
Total number of persons	16
Total Number of Veterans	16

## Gender (veterans only)

Female	2
Male	12
Transgender	0
A gender other than singularly female or male (e.g., non-binary, genderfluid, agender, culturally specific gender)	0
Questioning	0

## Ethnicity (veterans only)

Non-Hispanic/Non-Latin(a)(o)(x)	12
Hispanic/Latin(a)(o)(x)	2

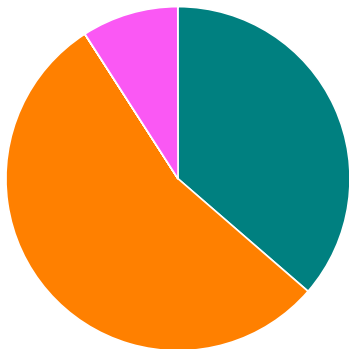
## Race (veterans only)

White	4
Black, African American, or African	6
Asian or Asian American	0
American Indian, Alaska Native, or Indigenous	0
Native Hawaiian or Pacific Islander	0
Multiple Races	1

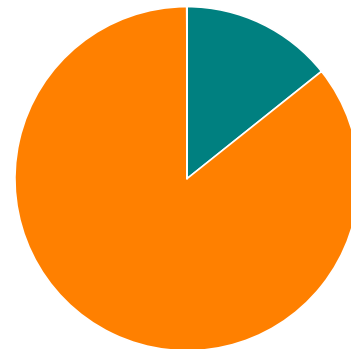
## Chronically Homeless

Total number of households	7
Total number of persons	7

Race



Gender



■ White   
 ■ Black or African American   
 ■ Asian  
■ American Indian   
 ■ Native Hawaiian   
 ■ Multiple

■ Female   
 ■ Male   
 ■ Transgender  
■ A gender other than singularly...   
 ■ Questioning

# Youth Households

## Unaccompanied Youth Households

### Household and Person Breakdown

Total number of unaccompanied youth households	14
Total number of unaccompanied youth	14
Number of unaccompanied youth (under age 18)	0
Number of unaccompanied youth (age 18 to 24)	14

### Gender (unaccompanied youth)

Female	8
Male	4
Transgender	1
A gender other than singularly female or male (e.g., non-binary, genderfluid, agender, culturally specific gender)	0
Questioning	0

### Ethnicity (unaccompanied youth)

Non-Hispanic/Non-Latin(a)(o)(x)	8
Hispanic/Latin(a)(o)(x)	4

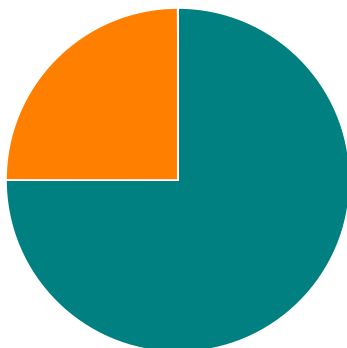
### Race (unaccompanied youth)

White	9
Black, African American, or African	3
Asian or Asian American	0
American Indian, Alaska Native, or Indigenous	0
Native Hawaiian or Pacific Islander	0
Multiple Races	0

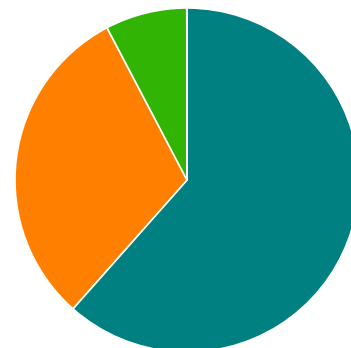
### Chronically Homeless

Total number of persons	1
-------------------------	---

Race



Gender



■ White
 ■ Black or African American
 ■ Asian
 ■ American Indian
 ■ Native Hawaiian
 ■ Multiple

■ Female
 ■ Male
 ■ Transgender
 ■ A gender other than singularly...
 ■ Questioning

# Parenting Youth

## Household and Person Breakdown

Total number of parenting youth households	2
Total number of persons in parenting youth households	5
Total Parenting Youth (youth parents only)	2
Total Children in Parenting Youth Households	4
Number of parenting youth under age 18	1
Children in households with parenting youth under age 18	1
Number of parenting youth age 18 to 24	1
Children in households with parenting youth age 18 to 24	2

## Gender (youth parents only)

Female	2
Male	0
Transgender	0
A gender other than singularly female or male (e.g., non-binary, genderfluid, agender, culturally specific gender)	0
Questioning	0

## Ethnicity (youth parents only)

Non-Hispanic/Non-Latin(a)(o)(x)	0
Hispanic/Latin(a)(o)(x)	2

## Race (youth parents only)

White	0
Black, African American, or African	0
Asian or Asian American	0
American Indian, Alaska Native, or Indigenous	0
Native Hawaiian or Pacific Islander	0
Multiple Races	0

## Chronically Homeless

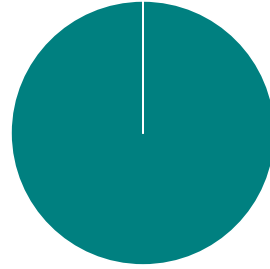
Total number of households	0
Total number of persons	0

## Race

## Gender

White Black or African American Asian  
American Indian Native Hawaiian Multiple

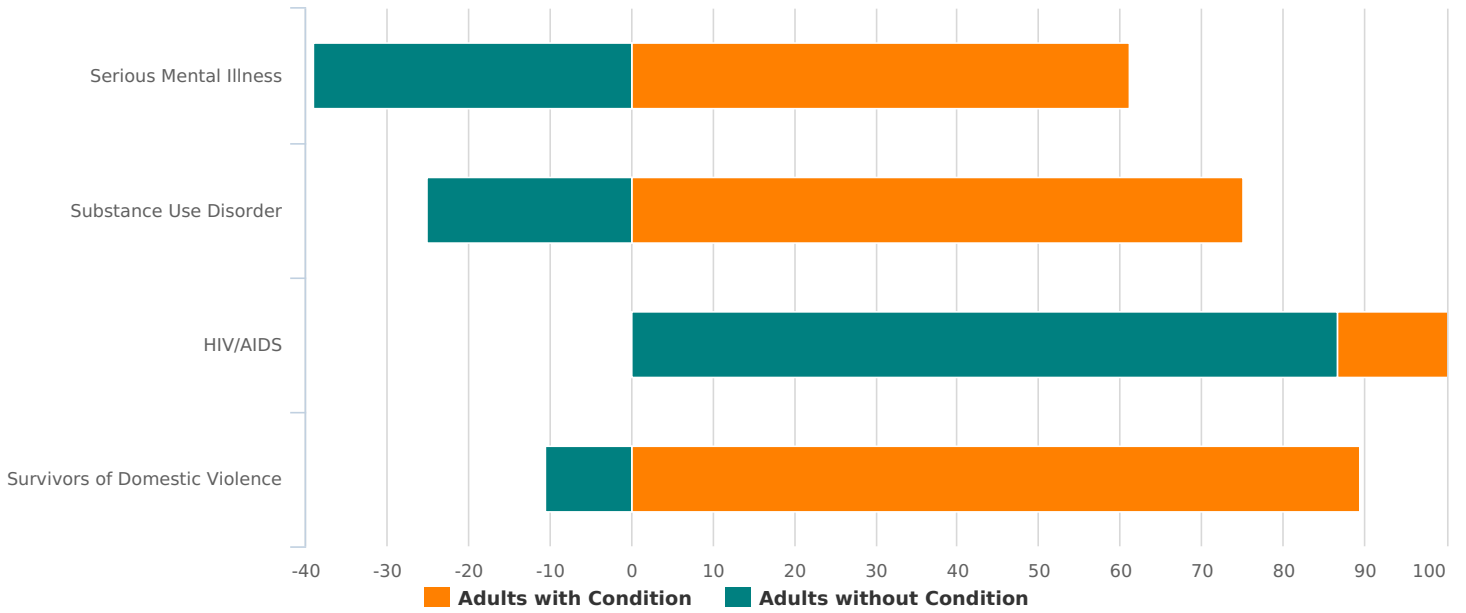
Female Male Transgender  
A gender other than singularly... Questioning





## Additional Homeless Populations (Adults Only)

Adults with a Serious Mental Illness	83
Adults with a Substance Use Disorder	45
Adults with HIV/AIDS	4
Adult Survivors of Domestic Violence (optional)	34



## Observation Surveys

**Number of surveys:** **13**

### Age Range

Under 5 years old	0
5-12 years old	0
13-17 years old	0
18-24 years old	1
25-34 years old	4
35-44 years old	4
45-54 years old	3
55-64 years old	0
65+ years old	1
<b>Total</b>	<b>13</b>

### What made you believe the person was experiencing homelessness?

Activity (Panhandling. Sleeping outside. Sleeping in vehicle. Etc.)	6
Appearance (Carrying personal belongings/ clothing that wouldn't protect from the elements)	9
Prior interactions/known to be unhoused	4
They are accessing services for those experiencing homelessness	1
They informed me they are unhoused	4
<b>Total</b>	<b>24</b>
<i>*multiple answers can be selected*</i>	

### Where did you encounter this individual?

Abandoned building/ structure	0
Bus, train station, airport	0
Outdoor encampment	4
Park	0
Service Provider (soup kitchen, day shelter, etc.)	7
Street or sidewalk	2
Under bridge/overpass	0
Vehicle	0
<b>Total</b>	<b>13</b>