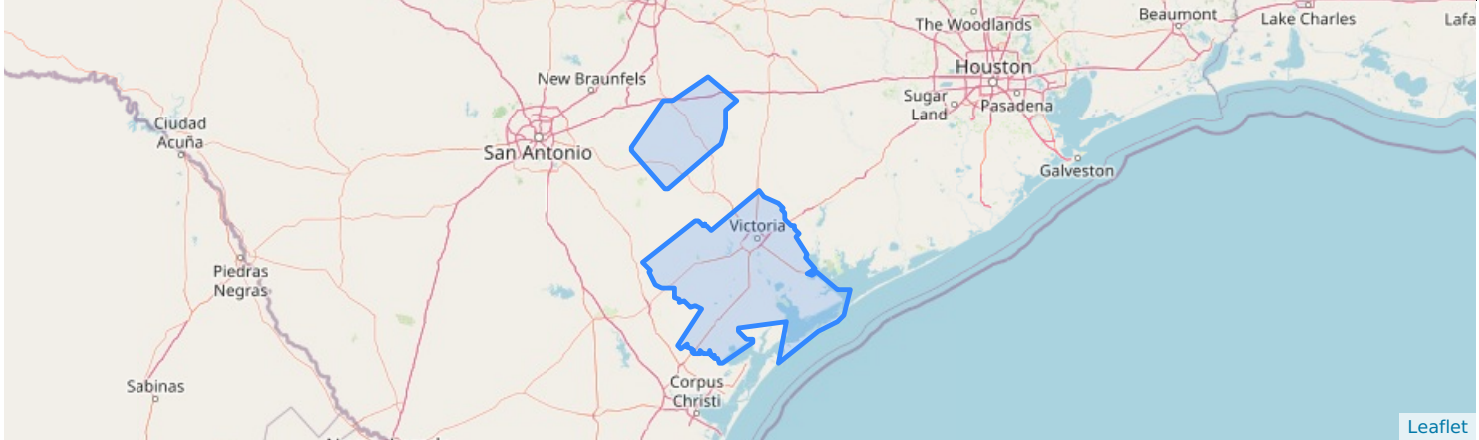
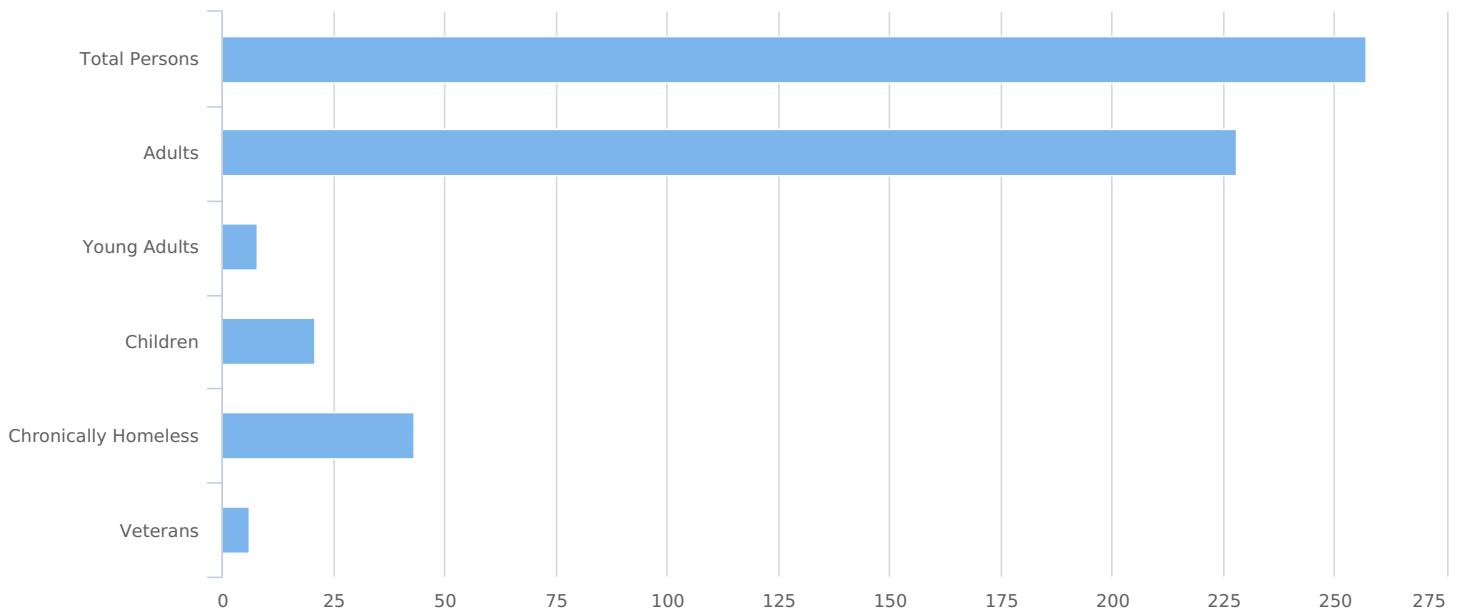


| | | | |
|------------------------|--|-------------------------------|--|
| Count: Count | Texas Balance of State 2023 PIT | Geography: Counties | Victoria, Gonzales, Calhoun, Goliad, Jackson, Refugio |
| Created by: | Paredes,Ava | Created on: | 04/11/2023 4:27 PM |

Summary

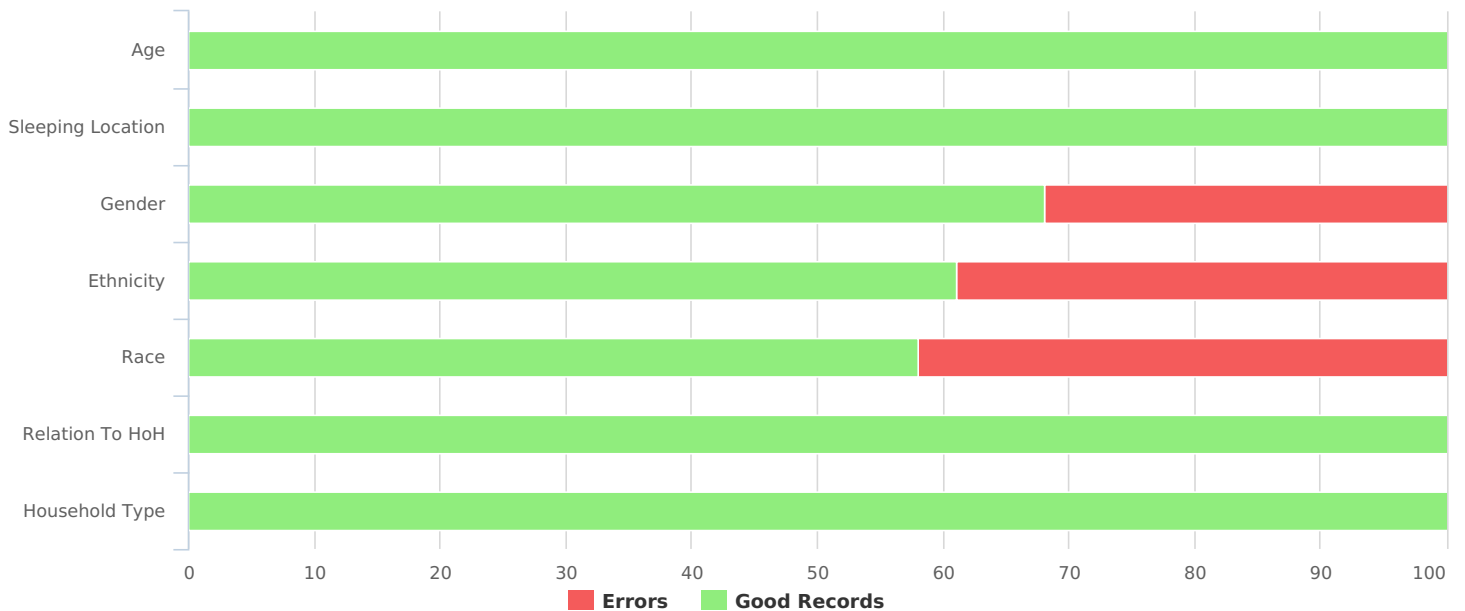


| | |
|------------------------------------|-----|
| Total number of persons | 257 |
| Number of children (under age 18) | 21 |
| Number of youth (age 18 to 24) | 8 |
| Number of adults (age 25 to 34) | 58 |
| Number of adults (age 35 to 44) | 66 |
| Number of adults (age 45 to 54) | 45 |
| Number of adults (age 55 to 64) | 43 |
| Number of adults (age 65 or older) | 16 |
| Observed age 25 or older | 0 |
| Unknown Age | 0 |
| Chronically Homeless | 43 |
| Veterans | 6 |



Data Quality Checks

| | |
|-------------------------------------|-----|
| Persons Missing Age Information | 0 |
| Persons Missing Sleeping Location | 0 |
| Persons Missing Gender | 82 |
| Persons Missing Ethnicity | 100 |
| Persons Missing Race | 108 |
| Persons Missing Relation to HoH | 0 |
| Persons with Unknown Household Type | 0 |



Demographic Totals

What age range do you fall into?

| | |
|-------------------|------------|
| Under 5 years old | 6 |
| 5-12 years old | 7 |
| 13-17 years old | 8 |
| 18-24 years old | 8 |
| 25-34 years old | 58 |
| 35-44 years old | 66 |
| 45-54 years old | 45 |
| 55-64 years old | 43 |
| 65+ years old | 16 |
| Total | 257 |

Are you Hispanic/Latin(a)(o)(x)?

| | |
|----------------------------------|------------|
| Hispanic/ Latin(a)(o)(x) | 72 |
| Non-Hispanic/ Non-Latin(a)(o)(x) | 85 |
| Don't Know | 0 |
| Refused | 0 |
| Total | 157 |

What is your race?

| | |
|---|------------|
| American Indian/ Alaska Native/ Indigenous | 0 |
| Asian/ Asian American | 0 |
| Black/ African American/ African | 31 |
| Multiple | 0 |
| Native Hawaiian/ Other Pacific Islander | 1 |
| Other | 2 |
| Unknown | 108 |
| White | 115 |
| Total | 257 |

What is your gender identity?

| | |
|--|------------|
| Female | 84 |
| Male | 90 |
| Transgender | 1 |
| A gender other than singularly female or male | 0 |
| Questioning | 0 |
| Client Doesn't Know/Client Refused | 0 |
| Data Not Collected | 82 |
| Total | 257 |

All Households

Households with at Least One Adult and One Child

Household and Person Breakdown

| | |
|------------------------------------|----|
| Total number of households | 11 |
| Total number of persons | 36 |
| Number of children (under age 18) | 21 |
| Number of youth (age 18 to 24) | 1 |
| Number of adults (age 25 to 34) | 6 |
| Number of adults (age 35 to 44) | 4 |
| Number of adults (age 45 to 54) | 4 |
| Number of adults (age 55 to 64) | 0 |
| Number of adults (age 65 or older) | 0 |
| Observed age 25 or older | 0 |

Gender

| | |
|--|----|
| Female | 25 |
| Male | 11 |
| Transgender | 0 |
| A gender other than singularly female or male (e.g., non-binary, genderfluid, agender, culturally specific gender) | 0 |
| Questioning | 0 |

Ethnicity

| | |
|---------------------------------|----|
| Non-Hispanic/Non-Latin(a)(o)(x) | 20 |
| Hispanic/Latin(a)(o)(x) | 16 |

Race

| | |
|---|----|
| White | 17 |
| Black, African American, or African | 17 |
| Asian or Asian American | 0 |
| American Indian, Alaska Native, or Indigenous | 0 |
| Native Hawaiian or Pacific Islander | 0 |
| Multiple Races | 0 |

Chronically Homeless

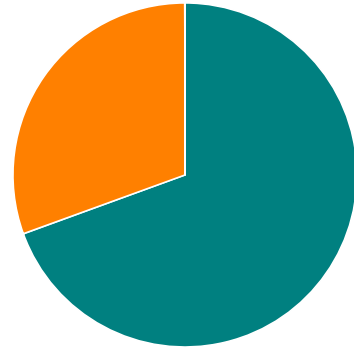
| | |
|----------------------------|---|
| Total number of households | 0 |
| Total number of persons | 0 |

Race



White Black or African American Asian
American Indian Native Hawaiian Multiple

Gender



Female Male Transgender
A gender other than singularly... Questioning

Households without Children

Household and Person Breakdown

| | |
|------------------------------------|-----|
| Total number of households | 211 |
| Total number of persons | 221 |
| Number of youth (age 18 to 24) | 7 |
| Number of adults (age 25 to 34) | 52 |
| Number of adults (age 35 to 44) | 62 |
| Number of adults (age 45 to 54) | 41 |
| Number of adults (age 55 to 64) | 43 |
| Number of adults (age 65 or older) | 16 |
| Observed age 25 or older | 0 |

Gender

| | |
|--|----|
| Female | 59 |
| Male | 79 |
| Transgender | 1 |
| A gender other than singularly female or male (e.g., non-binary, genderfluid, agender, culturally specific gender) | 0 |
| Questioning | 0 |

Ethnicity

| | |
|---------------------------------|----|
| Non-Hispanic/Non-Latin(a)(o)(x) | 65 |
| Hispanic/Latin(a)(o)(x) | 56 |

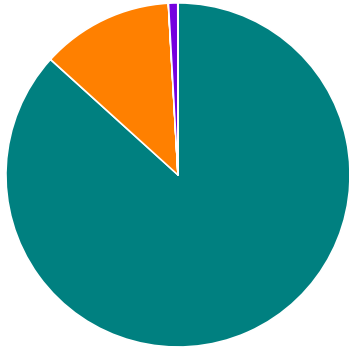
Race

| | |
|---|----|
| White | 98 |
| Black, African American, or African | 14 |
| Asian or Asian American | 0 |
| American Indian, Alaska Native, or Indigenous | 0 |
| Native Hawaiian or Pacific Islander | 1 |
| Multiple Races | 0 |

Chronically Homeless

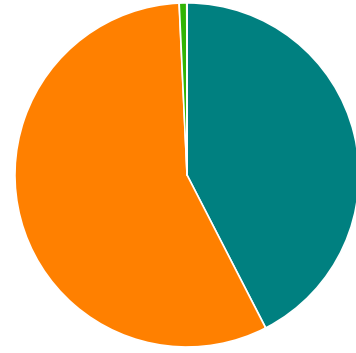
| | |
|-------------------------|----|
| Total number of persons | 43 |
|-------------------------|----|

Race



White Black or African American Asian
American Indian Native Hawaiian Multiple

Gender



Female Male Transgender
A gender other than singularly... Questioning

Households with Only Children

Household and Person Breakdown

| | |
|---|---|
| Total number of households | 0 |
| Total number of children (persons under age 18) | 0 |

Gender

| | |
|--|---|
| Female | 0 |
| Male | 0 |
| Transgender | 0 |
| A gender other than singularly female or male (e.g., non-binary, genderfluid, agender, culturally specific gender) | 0 |
| Questioning | 0 |

Ethnicity

| | |
|---------------------------------|---|
| Non-Hispanic/Non-Latin(a)(o)(x) | 0 |
| Hispanic/Latin(a)(o)(x) | 0 |

Race

| | |
|---|---|
| White | 0 |
| Black, African American, or African | 0 |
| Asian or Asian American | 0 |
| American Indian, Alaska Native, or Indigenous | 0 |
| Native Hawaiian or Pacific Islander | 0 |
| Multiple Races | 0 |

Chronically Homeless

| | |
|-------------------------|---|
| Total number of persons | 0 |
|-------------------------|---|

Race

Gender

■ White
 ■ Black or African American
 ■ Asian
■ American Indian
 ■ Native Hawaiian
 ■ Multiple

■ Female
 ■ Male
 ■ Transgender
■ A gender other than singularly...
 ■ Questioning

Personal Information

Do you identify as lesbian, gay, bisexual, transgender, and/or queer (LGBTQ+)?

| | |
|------------|-----|
| Yes | 10 |
| No | 128 |
| Don't Know | 2 |
| Refused | 0 |
| Total | 140 |

Have you been told or do you believe you have a chronic/ ongoing health condition that affects your ability to support yourself/family or live independently?

| | |
|--------------------|-----|
| Yes | 43 |
| No | 68 |
| Don't Know | 5 |
| Refused | 1 |
| Data Not Collected | 1 |
| Total | 118 |

Have you been told or do you believe you have a physical disability that affects your ability to support yourself/family or live independently?

| | |
|--------------------|-----|
| Yes | 31 |
| No | 80 |
| Don't Know | 3 |
| Refused | 1 |
| Data Not Collected | 2 |
| Total | 117 |

Have you been told or do you believe you have a developmental disability?

| | |
|--------------------|-----|
| Yes | 18 |
| No | 89 |
| Don't Know | 7 |
| Refused | 1 |
| Data Not Collected | 1 |
| Total | 116 |

Experience with Homelessness

Where are you sleeping tonight?

| | |
|------------------------------|-----|
| Abandoned building/structure | 19 |
| Bus, train station, airport | 4 |
| Other | 4 |
| Outdoor encampment | 19 |
| Park | 15 |
| Street or Sidewalk | 20 |
| Under bridge/overpass | 1 |
| Vehicle | 44 |
| Total | 126 |

Is this the first time you've been homeless?

| | |
|------------|-----|
| Yes | 72 |
| No | 56 |
| Don't Know | 3 |
| Refused | 1 |
| Total | 132 |

How old were you when you first became homeless?

| | |
|---------------------|----|
| 17 or younger | 0 |
| 18-24 years old | 1 |
| 25-34 years old | 6 |
| 35-44 years old | 9 |
| 45-54 years old | 31 |
| 55-64 years old | 5 |
| 65+ years old | 0 |
| Person Doesn't Know | 0 |
| Person refused | 0 |
| Total | 52 |

How many months did you stay in shelter or on the streets over the past 3 years?

| | |
|-----------------|----|
| 0 to 3 months | 13 |
| 4 to 6 months | 9 |
| 7 to 11 months | 2 |
| 1 to 2 years | 10 |
| 2 to 3 years | 6 |
| 3 years or more | 13 |
| Total | 53 |

How many separate times have you stayed in sheltered or on the streets in the past 3 years?

| | |
|-----------------|----|
| Fewer than 4 | 24 |
| 4 or more times | 23 |
| Don't Know | 5 |
| Refused | 1 |
| Total | 53 |

How many months have you been homeless this time?

| | |
|-----------------|-----|
| 0 to 3 months | 31 |
| 4 to 6 months | 24 |
| 7 to 11 months | 11 |
| 1 to 2 years | 23 |
| 2 to 3 years | 5 |
| 3 years or more | 26 |
| Total | 120 |

Veteran Households

Veteran Households with at Least One Adult and One Child

Household and Person Breakdown

| | |
|----------------------------|---|
| Total number of households | 0 |
| Total number of persons | 0 |
| Total number of Veterans | 0 |

Gender (veterans only)

| | |
|--|---|
| Female | 0 |
| Male | 0 |
| Transgender | 0 |
| A gender other than singularly female or male (e.g., non-binary, genderfluid, agender, culturally specific gender) | 0 |
| Questioning | 0 |

Ethnicity (veterans only)

| | |
|---------------------------------|---|
| Non-Hispanic/Non-Latin(a)(o)(x) | 0 |
| Hispanic/Latin(a)(o)(x) | 0 |

Race (veterans only)

| | |
|---|---|
| White | 0 |
| Black, African American, or African | 0 |
| Asian or Asian American | 0 |
| American Indian, Alaska Native, or Indigenous | 0 |
| Native Hawaiian or Pacific Islander | 0 |
| Multiple Races | 0 |

Chronically Homeless

| | |
|----------------------------|---|
| Total number of households | 0 |
| Total number of persons | 0 |

Race

Gender

■ White
 ■ Black or African American
 ■ Asian
■ American Indian
 ■ Native Hawaiian
 ■ Multiple

■ Female
 ■ Male
 ■ Transgender
■ A gender other than singularly...
 ■ Questioning

Veteran Households without Children

Household and Person Breakdown

| | |
|----------------------------|---|
| Total number of households | 6 |
| Total number of persons | 6 |
| Total Number of Veterans | 6 |

Gender (veterans only)

| | |
|--|---|
| Female | 0 |
| Male | 6 |
| Transgender | 0 |
| A gender other than singularly female or male (e.g., non-binary, genderfluid, agender, culturally specific gender) | 0 |
| Questioning | 0 |

Ethnicity (veterans only)

| | |
|---------------------------------|---|
| Non-Hispanic/Non-Latin(a)(o)(x) | 5 |
| Hispanic/Latin(a)(o)(x) | 1 |

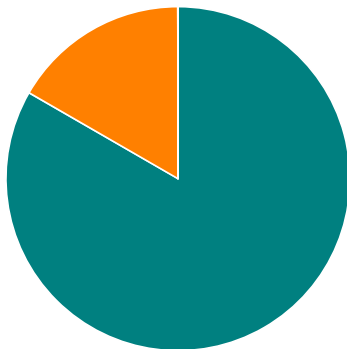
Race (veterans only)

| | |
|---|---|
| White | 5 |
| Black, African American, or African | 1 |
| Asian or Asian American | 0 |
| American Indian, Alaska Native, or Indigenous | 0 |
| Native Hawaiian or Pacific Islander | 0 |
| Multiple Races | 0 |

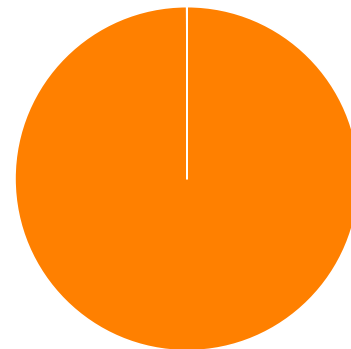
Chronically Homeless

| | |
|----------------------------|---|
| Total number of households | 3 |
| Total number of persons | 3 |

Race



Gender



■ White
 ■ Black or African American
 ■ Asian
 ■ American Indian
 ■ Native Hawaiian
 ■ Multiple

■ Female
 ■ Male
 ■ Transgender
 ■ A gender other than singularly...
 ■ Questioning

Youth Households

Unaccompanied Youth Households

Household and Person Breakdown

| | |
|--|---|
| Total number of unaccompanied youth households | 6 |
| Total number of unaccompanied youth | 6 |
| Number of unaccompanied youth (under age 18) | 0 |
| Number of unaccompanied youth (age 18 to 24) | 6 |

Gender (unaccompanied youth)

| | |
|--|---|
| Female | 0 |
| Male | 3 |
| Transgender | 0 |
| A gender other than singularly female or male (e.g., non-binary, genderfluid, agender, culturally specific gender) | 0 |
| Questioning | 0 |

Ethnicity (unaccompanied youth)

| | |
|---------------------------------|---|
| Non-Hispanic/Non-Latin(a)(o)(x) | 0 |
| Hispanic/Latin(a)(o)(x) | 2 |

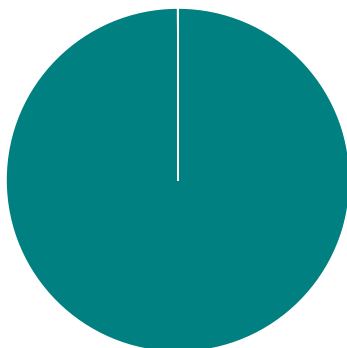
Race (unaccompanied youth)

| | |
|---|---|
| White | 2 |
| Black, African American, or African | 0 |
| Asian or Asian American | 0 |
| American Indian, Alaska Native, or Indigenous | 0 |
| Native Hawaiian or Pacific Islander | 0 |
| Multiple Races | 0 |

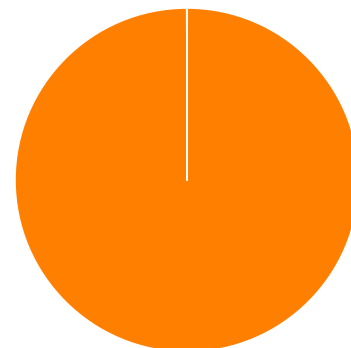
Chronically Homeless

| | |
|-------------------------|---|
| Total number of persons | 0 |
|-------------------------|---|

Race



Gender



■ White
 ■ Black or African American
 ■ Asian
 ■ American Indian
 ■ Native Hawaiian
 ■ Multiple

■ Female
 ■ Male
 ■ Transgender
 ■ A gender other than singularly...
 ■ Questioning

Parenting Youth

Household and Person Breakdown

| | |
|--|---|
| Total number of parenting youth households | 0 |
| Total number of persons in parenting youth households | 0 |
| Total Parenting Youth (youth parents only) | 0 |
| Total Children in Parenting Youth Households | 0 |
| Number of parenting youth under age 18 | 0 |
| Children in households with parenting youth under age 18 | 0 |
| Number of parenting youth age 18 to 24 | 0 |
| Children in households with parenting youth age 18 to 24 | 0 |

Gender (youth parents only)

| | |
|--|---|
| Female | 0 |
| Male | 0 |
| Transgender | 0 |
| A gender other than singularly female or male (e.g., non-binary, genderfluid, agender, culturally specific gender) | 0 |
| Questioning | 0 |

Ethnicity (youth parents only)

| | |
|---------------------------------|---|
| Non-Hispanic/Non-Latin(a)(o)(x) | 0 |
| Hispanic/Latin(a)(o)(x) | 0 |

Race (youth parents only)

| | |
|---|---|
| White | 0 |
| Black, African American, or African | 0 |
| Asian or Asian American | 0 |
| American Indian, Alaska Native, or Indigenous | 0 |
| Native Hawaiian or Pacific Islander | 0 |
| Multiple Races | 0 |

Chronically Homeless

| | |
|----------------------------|---|
| Total number of households | 0 |
| Total number of persons | 0 |

Race

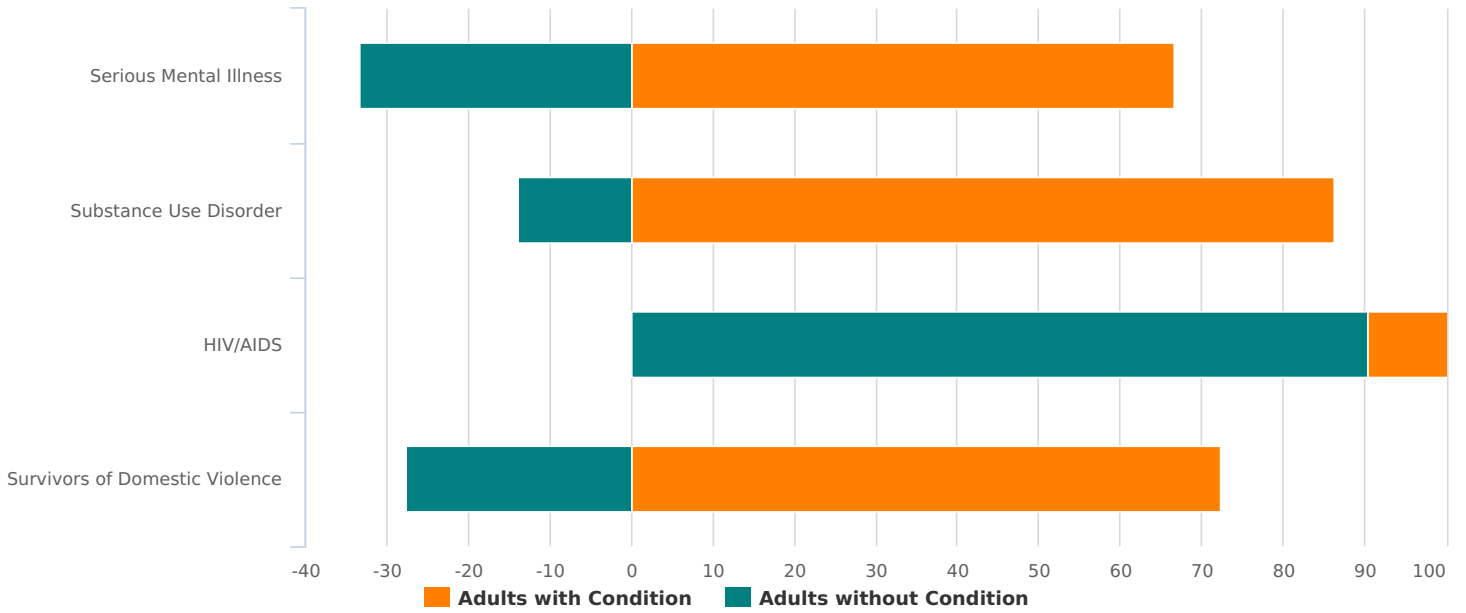
Gender

White Black or African American Asian
American Indian Native Hawaiian Multiple

Female Male Transgender
A gender other than singularly... Questioning

Additional Homeless Populations (Adults Only)

| | |
|---|----|
| Adults with a Serious Mental Illness | 42 |
| Adults with a Substance Use Disorder | 25 |
| Adults with HIV/AIDS | 2 |
| Adult Survivors of Domestic Violence (optional) | 34 |



Observation Surveys

Number of surveys: **82**

Age Range

| | |
|-------------------|-----------|
| Under 5 years old | 0 |
| 5-12 years old | 0 |
| 13-17 years old | 0 |
| 18-24 years old | 3 |
| 25-34 years old | 28 |
| 35-44 years old | 25 |
| 45-54 years old | 11 |
| 55-64 years old | 12 |
| 65+ years old | 3 |
| Total | 82 |

What made you believe the person was experiencing homelessness?

| | |
|---|------------|
| Activity (Panhandling. Sleeping outside. Sleeping in vehicle. Etc.) | 32 |
| Appearance (Carrying personal belongings/ clothing that wouldn't protect from the elements) | 34 |
| Prior interactions/known to be unhoused | 23 |
| They are accessing services for those experiencing homelessness | 19 |
| They informed me they are unhoused | 15 |
| Total <i>*multiple answers can be selected*</i> | 123 |

Where did you encounter this individual?

| | |
|--|-----------|
| Abandoned building/ structure | 1 |
| Bus, train station, airport | 1 |
| Outdoor encampment | 9 |
| Park | 1 |
| Service Provider (soup kitchen, day shelter, etc.) | 38 |
| Street or sidewalk | 25 |
| Under bridge/overpass | 1 |
| Vehicle | 6 |
| Total | 82 |