

From the VI-SPDAT to the HAT

Bringing Problem Solving Back

Presented by:

Nathan Crites -H e r r e n

Coordinated Entry Operations Manager

Sejal Bhatnagar

Planning Data Analyst Manager

Rachel Amerson

Outreach Manager

Tarrant County Homeless Coalition

A non-profit working with over 40 partner agencies together to realize our shared community vision of a vibrant community where everyone has a place to call home and the resources to live their best lives.



CoC Lead



HMIS Lead



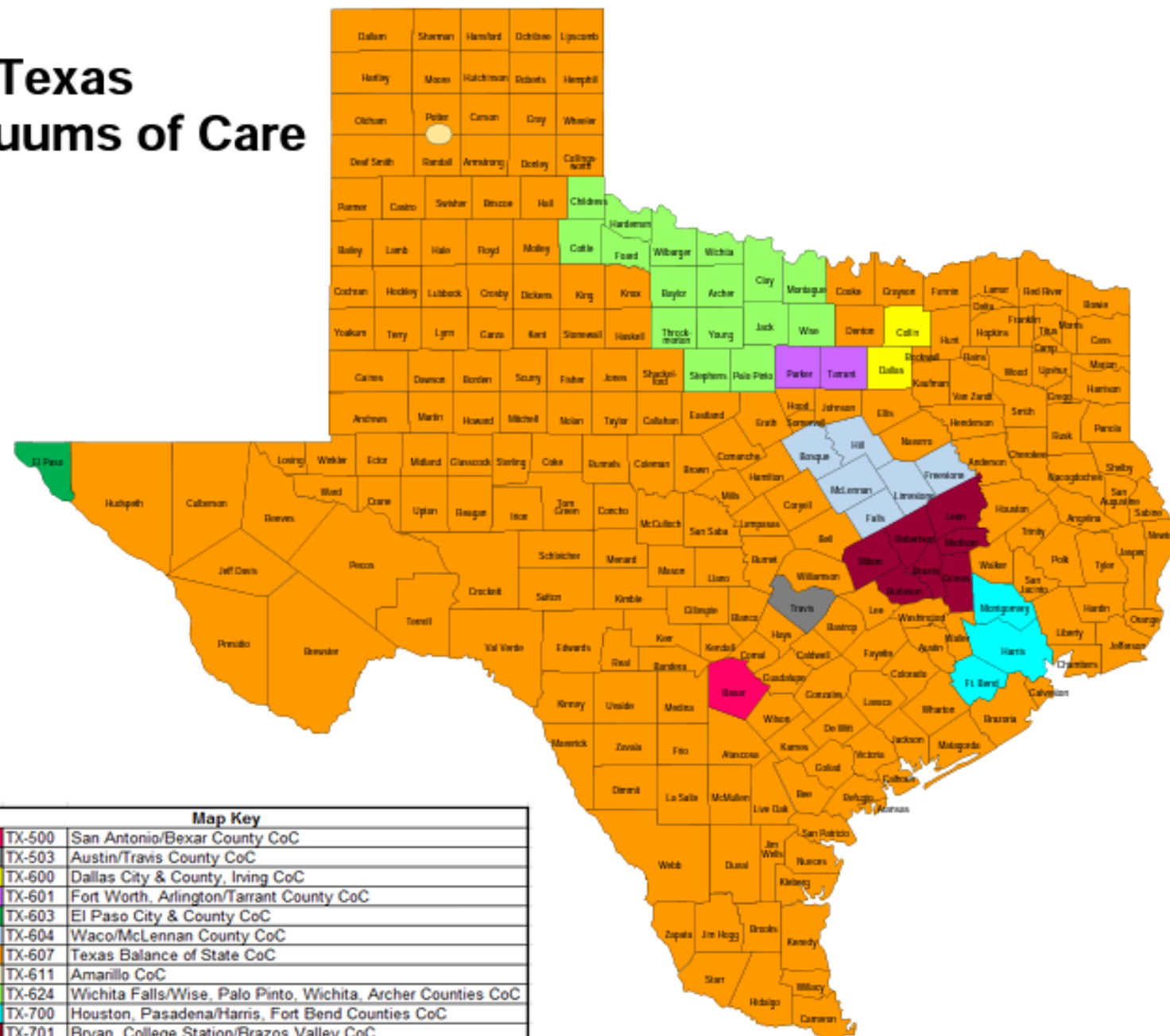
Coordinated Entry Lead



Collaborative Applicant

TX-60 1 Geographical Area

Texas Continuums of Care



Tarrant & Parker County

3rd Largest CoC in Texas

Tarrant County – 2 million people

Fort Worth – 13th largest city in US

Negative Consequences of Using VI - SPDAT



Households that didn't exit our system after 1 year

VI Score Range

AVG. Length of Time for Homeless

1 - 4



1.8 years

5 - 8



1.3 years

9 - 12



1.6 years

13 +

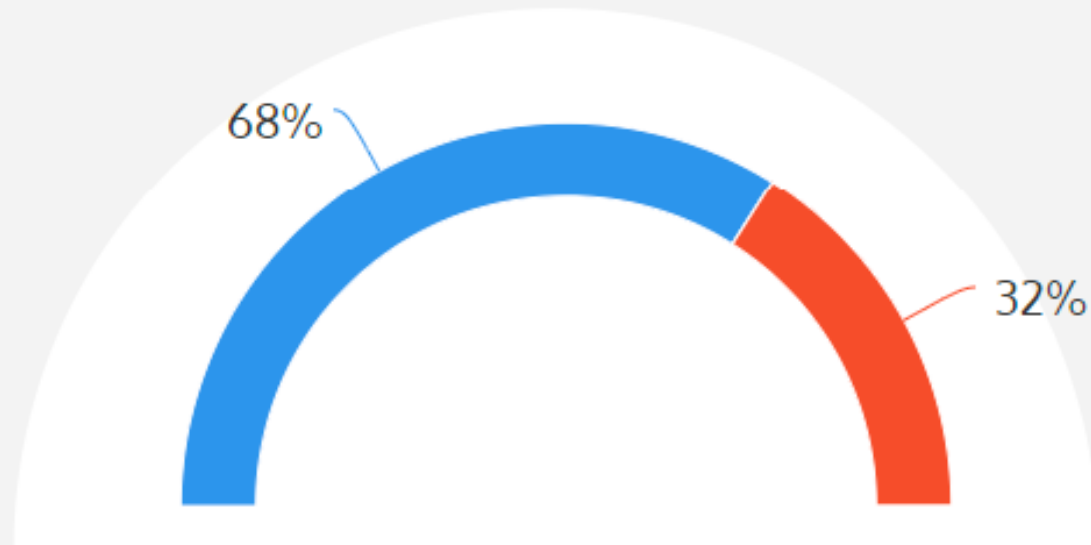


1.3 years

Client Outflow Metrics

Total Outflow : Adult-Only HHs

2022 - 2023



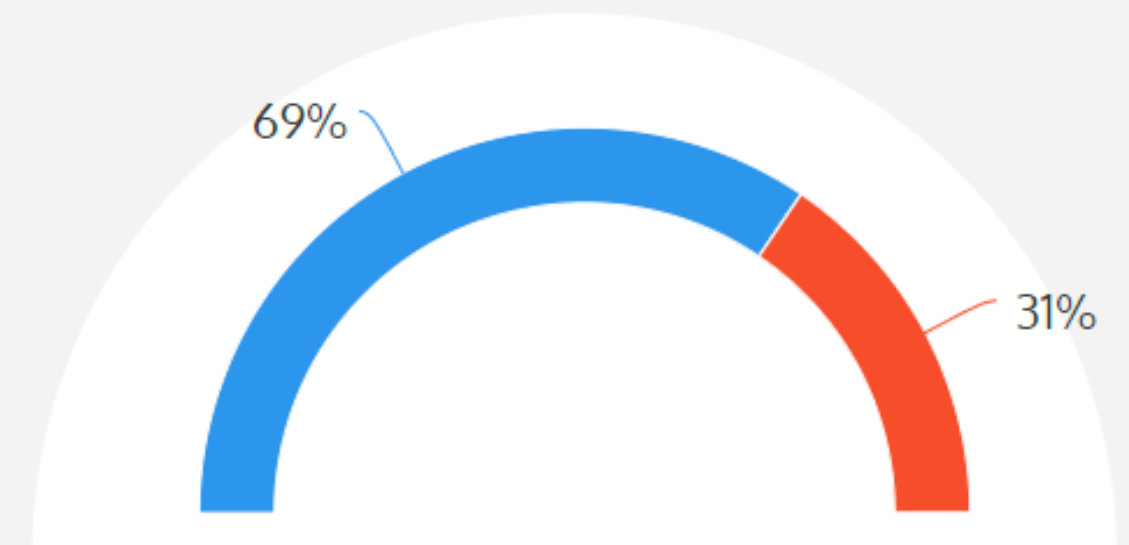
● Sheltered ● Unsheltered

Total HHs Outflow : 573 | Sheltered: 376 | Unsheltered: 197

Quail trail Exit: 46

Total Outflow : Adult-Only HHs

2021-2022



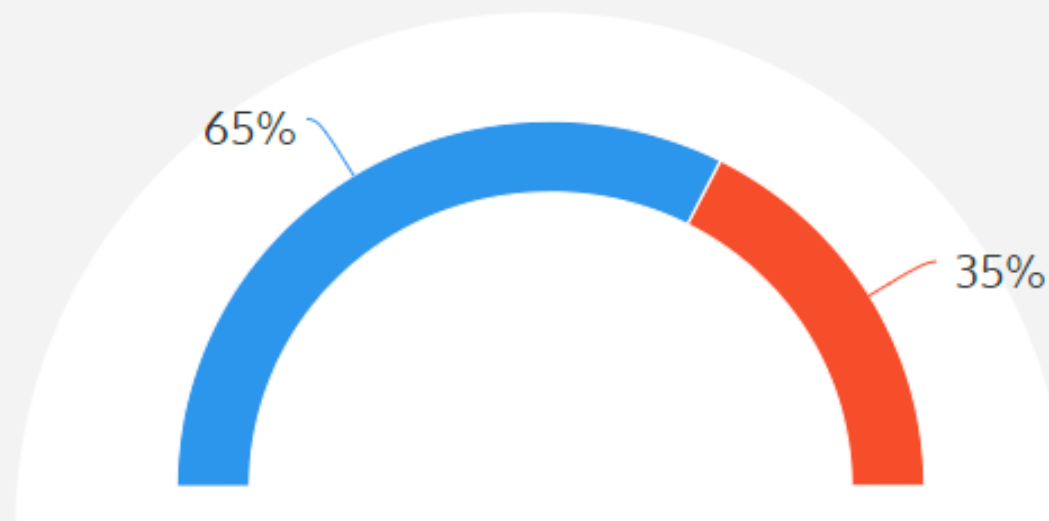
● Sheltered ● Unsheltered

Total HHs Outflow : 785 | Sheltered: 539 | Unsheltered: 246

Client Performance Metrics

Total Active : Adult-Only HHs

2022- 2023

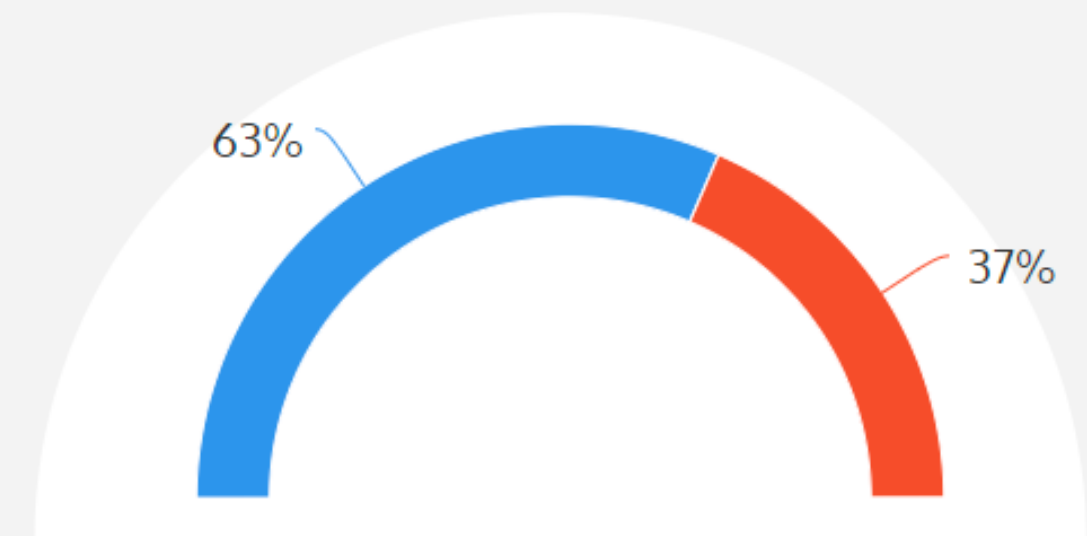


● Sheltered ● Unsheltered

Total HHs Active : 8793 | Sheltered: 5676 | Unsheltered: 3117

Total Active : Adult-Only HHs

2021- 2022



● Sheltered ● Unsheltered

Total HHs Active : 7185 | Sheltered: 4496 | Unsheltered: 2689

HAT

Housing Assessment Tool

A tool designed by and for the TX-601 community to identify household and system-wide housing intervention needs.

Identify the best housing intervention for everyone

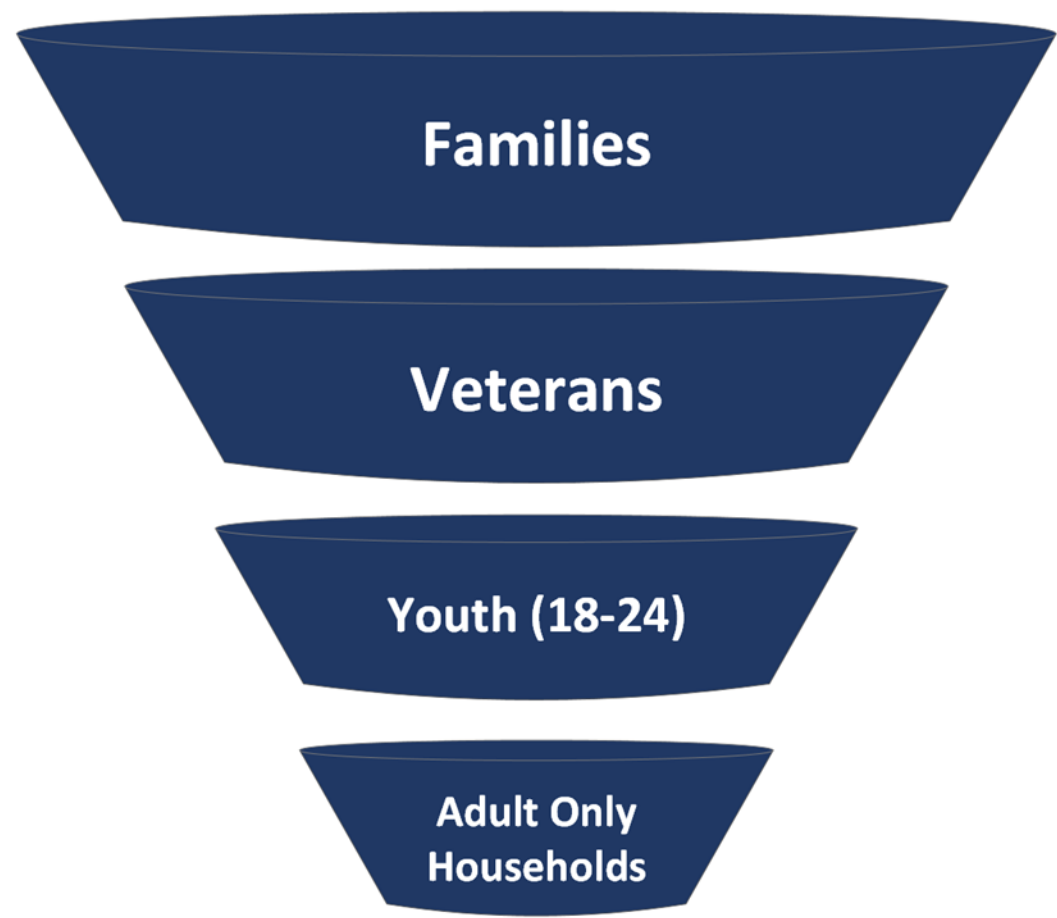
Gather essential data to help at both the system and individual client level

Allow both the client and assessor to have input

Encourage case managers to have conversations with clients

Change the way we prioritize for housing

Prioritization and Scoring



+

Length of
Homelessness

Prioritizing Based on Length of Homelessness

“When considering how to prioritize people for housing and homelessness assistance, communities can use the following: ...

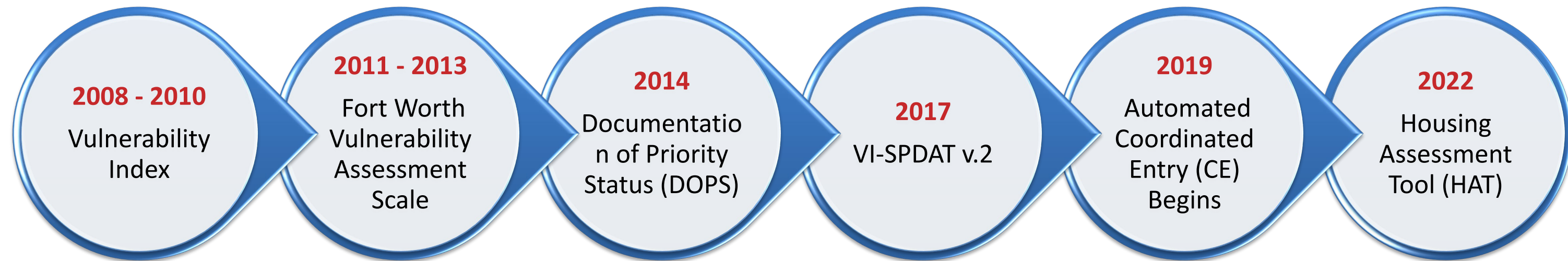
- *Risk of continued homelessness*

..Communities should decide what factors are most important and, to the greatest extent possible, use all available data and research to inform their prioritization decisions.”

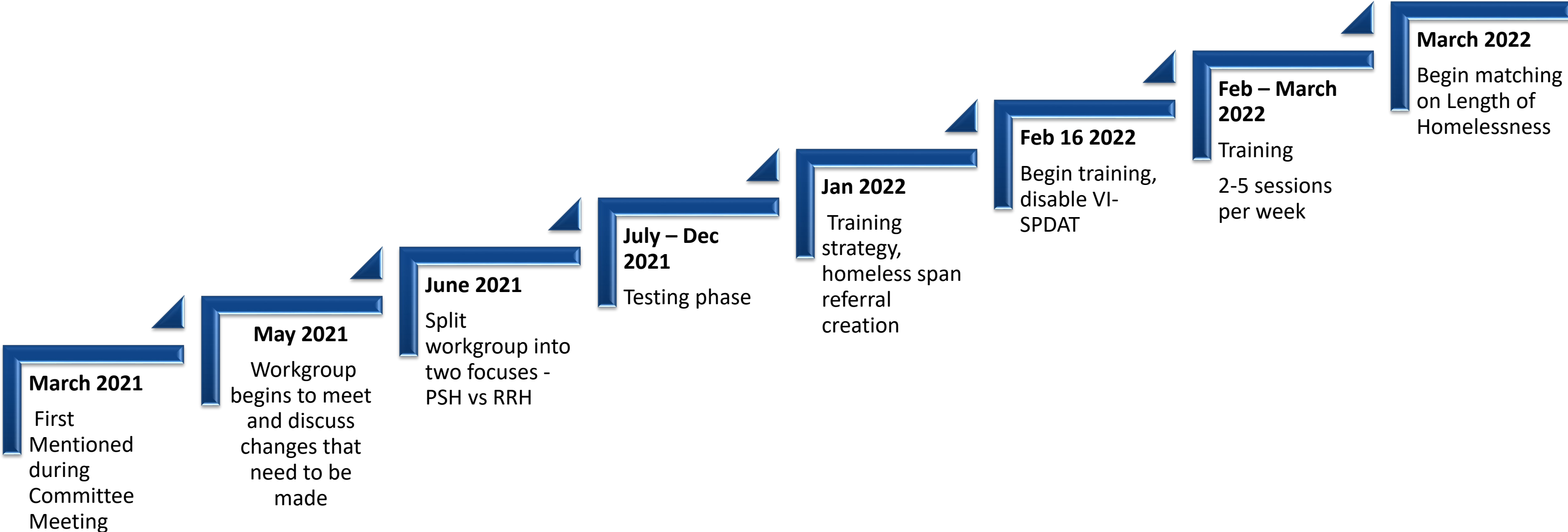
HUD (2015). Coordinated Entry Policy Brief. Prioritizing people who are most vulnerable or have the most severe service needs (page 4, paragraph 3)

<https://files.hudexchange.info/resources/documents/Coordinated-Entry-Policy-Brief.pdf>

From the VI to the HAT



Creation of the HAT



The HAT Overview

Section A

- Assessment Details

Section B

- Strengths & Challenges

Section C

- Medium Term Rental Assistance

Section D

- Long Term Rental Assistance

Section E

- Client History

Section F

- Housing Preferences

Section A

1. Date of Assessment

2. Assessment Location

3. Assessment Type

4. Assessment Level

5. Household Type

6. Alternative Housing

Needs

A-11. [STAFF RESPONSE] Only check this box if you feel the client is unable to live alone due to needing around the clock care or that they may be dangerous/harmful to themselves or their neighbors without ongoing support. (If unknown, you may skip this question.)

[Click here for details!](#)



NOTE: You have indicated that this client is not a good fit for a typical housing voucher, due to needing a higher level of care. Please indicate below which alternative housing option may better suit this client. Please complete remainder of SECTION A and skip the remainder of the assessment.

A-12. [STAFF RESPONSE] Explain why this client cannot live independently. *

A-13. [STAFF RESPONSE] What type of housing intervention would be more suitable for this client, if known? *

- Group Home
- Nursing Home
- State Mental Health Institution
- Safe Haven (Residential facility providing services for person(s) experiencing homelessness who also have a severe mental health disorder, and often suffer from substance use disorders.)
- Simon (Residential services for homeless people who have been dually-diagnosed with an addiction or a mental health disorder.)
- Other/Unknown

Section B

1. Strengths

2. Challenges

Section B: Strengths and Challenges

B-1. Strengths (Check all that apply.)

- Reliable Vehicle
- Employment Income
- Employable Skills
- No Disabling Conditions
- Good Credit
- Recent Positive Rental History

B-2. Possible challenges for housing placement options (Check all that apply)

- No Income/Set Income
- Domestic Violence
- No rental history
- Bad Credit
- Eviction History
- Misdemeanor
- Felony Conviction /Criminal History
- Sex Offender
- Meth production conviction

B-3. Is the client a Lifetime Sex Offendor? *

- Yes
- No

Section C

1. Able and willing to work
2. Ability to maintain housing after 12-24 months

Section C: Medium Term Rental Assistance

C-1. [CLIENT RESPONSE] Are you currently working a full time job? *

- Yes
 No

C-2. [STAFF RESPONSE] Is the client able to work a full-time job?

- Yes
 No

Clear Selection

C-3. [STAFF RESPONSE] Is the client willing to work a full-time?

- Yes
 No

Clear Selection

C-4. [CLIENT RESPONSE] If you can work and are willing to work a full time job, why are you not working right now?

C-5. [STAFF RESPONSE] I believe the client would, more than likely, successfully exit 12-24 month RRH Program and maintain their housing.

- Yes
 No

Section D

- 1. Disability
- 2. Case management needs

Section D: Long Term Rental Assistance

D-1. [STAFF RESPONSE] Does the client have a disability that is expected to be long-term, and substantially impairs their ability to live independently over time (as indicated in the HUD assessment)?

Yes

No

Clear Selection

D-2. [STAFF RESPONSE] Does the client need site-based case management? (This is NOT skilled nursing, group home, or assisted living care.)

Yes

No

Clear Selection

D-3. [STAFF RESPONSE] Does the client need ongoing housing case management to sustain housing?

Yes

No

Clear Selection

Section E

1. Client History

Section E: Client History [CLIENT RESPONSE]

E-1. Client History (Check all that apply): *

- Four or more trips to the Emergency Room in the past year
- One or more stays in a psychiatric facility (lifetime)
- One or more stays in prison/jail/correctional facility (lifetime)
- One or more stays in a substance abuse treatment facility (lifetime)
- One or more stays in another type of residential facility (including a nursing home or group home)(lifetime)
- Had one or more experiences of homelessness before the age of 25 (adults in household)
- No earned income (from employment) during the past year
- Survivor of Intimate Partner Violence
- Survivor of family violence, sexual violence, or sex trafficking
- Currently unsheltered or living in a place unfit for human habitation
- Household member living with a chronic health condition that is disabling
- Acute care need (e.g., severe infection, acute diabetic condition, mental health crisis)
- Intellectual/Developmental Disorder (IDD)
- N/A (None of these apply)

Section F

1. Housing Preferences

Section F: Housing Preferences [CLIENT RESPONSE]

F-1. Housing Preference (Check all that apply.)

- No Preference
- Pets Allowed
- Prefer to live in a community with others who are formerly homeless?
- Handicap Accessible
- Quiet Neighborhood
- Roommate
- Near Public Transportation
- Near outdoor spaces like parks, trails, and playgrounds
- Other

F-3. Housing Location Preference (Select ONE or "No Preference" if more than one)

- Arlington
- Fort Worth
- Grand Prairie
- Grapevine
- Weatherford
- Other Tarrant County City
- No preference

Please rank the following in order of preference (1-5 with 1 being most preferred and 5 being least preferred).

F-6. Apartment

F-7. Tiny Home

F-8. RV/Camper

F-9. House

F-10. Mobile Home/Manufactured Home

Client Notes

1. Additional Info not captured elsewhere in the assessment

F-12. Client Note

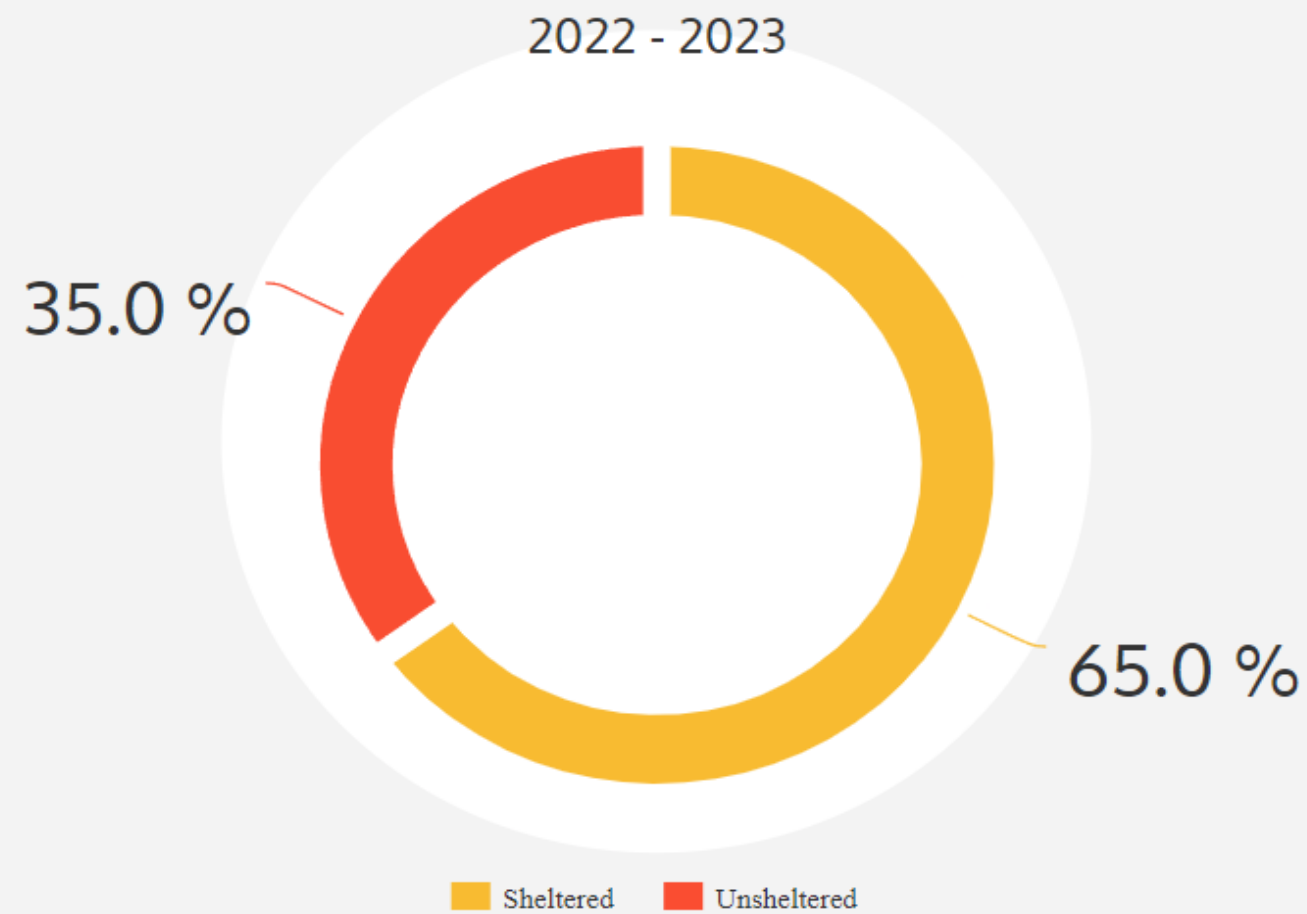
Client is a good candidate for RRH. She is need of daycare for her young child in order to obtain employment. Client is a recent victim of domestic violence, although she is no longer fleeing due to the death of aggressor, who is also the child's father. Client may benefit from trauma counseling and parenting classes.

2023 HAT METRICS

Total HAT Assessments Completed

All Clients : Year look back (July22 – June23)

Total Hats : All Clients



Total Clients: 3006 | Sheltered : 1953 | Unsheltered : 1053

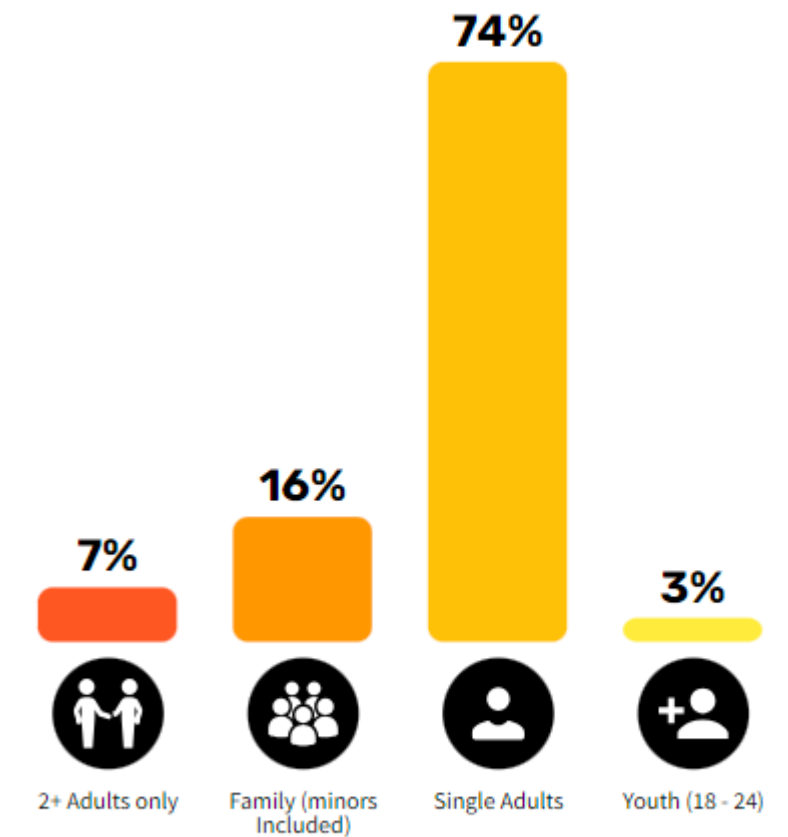
Assessment Completed: Household Type

Total Clients
3006

Highest sub group population
Single Adults

Lowest sub group population
Youth (18 -24)

Total percentage
100%

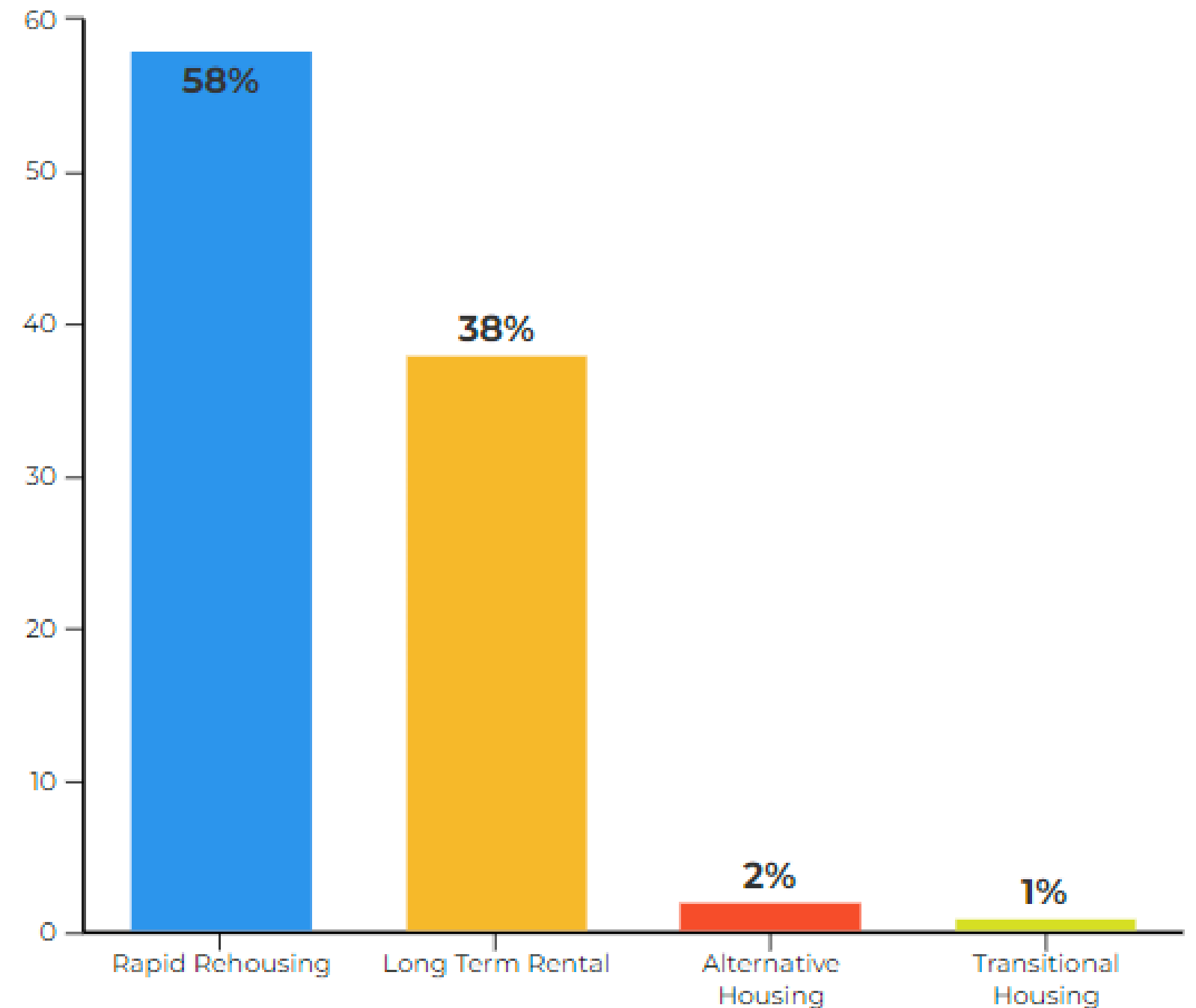


2+ Adults: 160 | Family: 808 | Single adult: 1814 | Youth: 197

HAT: Housing Intervention

All Clients : Year look back
(July22 – June23)

Total Hat Breakdown: Housing Intervention



Total Clients: 3006 | RRH: 1777 | Long Term : 1187 | Alternative: 36 | TH: 6

Housing Intervention: RRH & LTR

All Clients : Year look back (July22 – June23)

Rapid Rehousing

Total Clients

1777

Highest sub group population

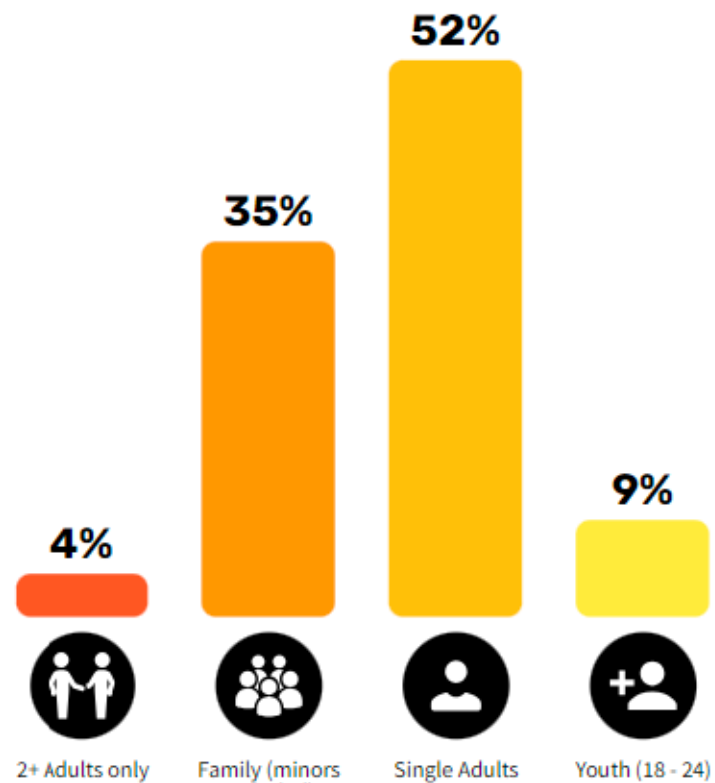
Single Adults

Lowest sub group population

2+ Adults

Total percentage

100%



2+ Adults: 70 | Family: 625 | Single adult: 927 | Youth: 155

Long Term Rental

Total Clients

1187

Highest sub group population

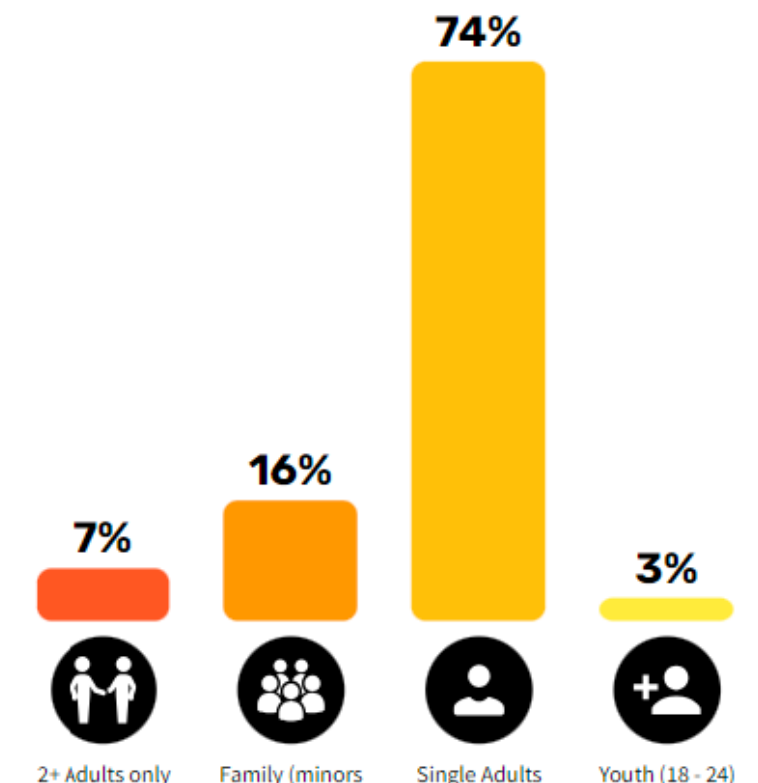
Single Adults

Lowest sub group population

Youth (18 -24)

Total percentage

100%

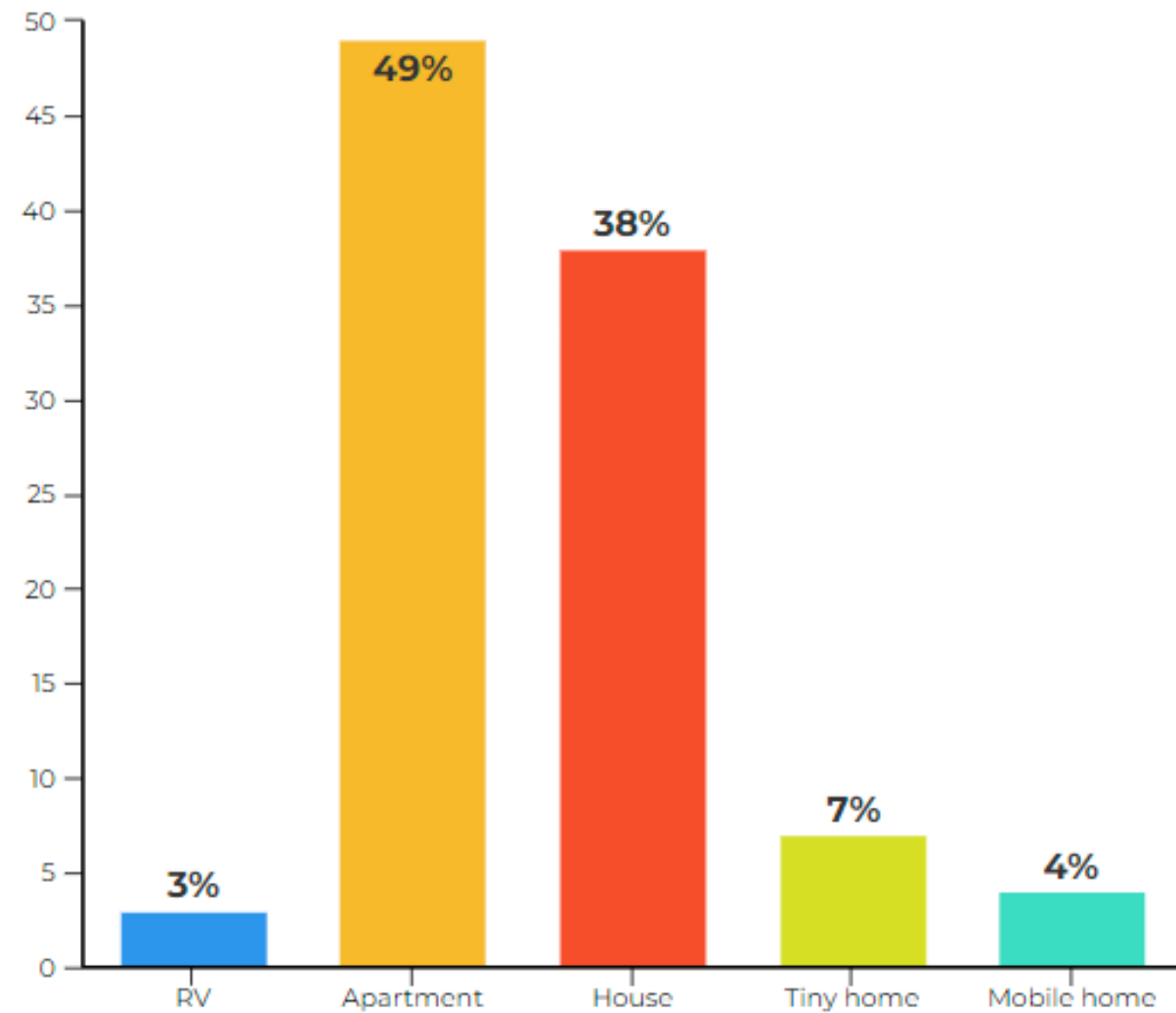


2+ Adults: 86 | Family: 189 | Single adult: 878 | Youth: 34

Housing Choice

All Clients : Year look back (July22 – June23)

HAT: Housing Breakdown




Total Clients: 2992

RV: 92 |
Apartment: 1459 |
House: 1134
|Tiny Home: 196
| Mobile Home: 111

TOP 5 Housing Challenges

All Clients : Year look back (July22 – June23)

59%



No Income

40%



Bad Credit

35%



Felony

33%



Misdemeanor

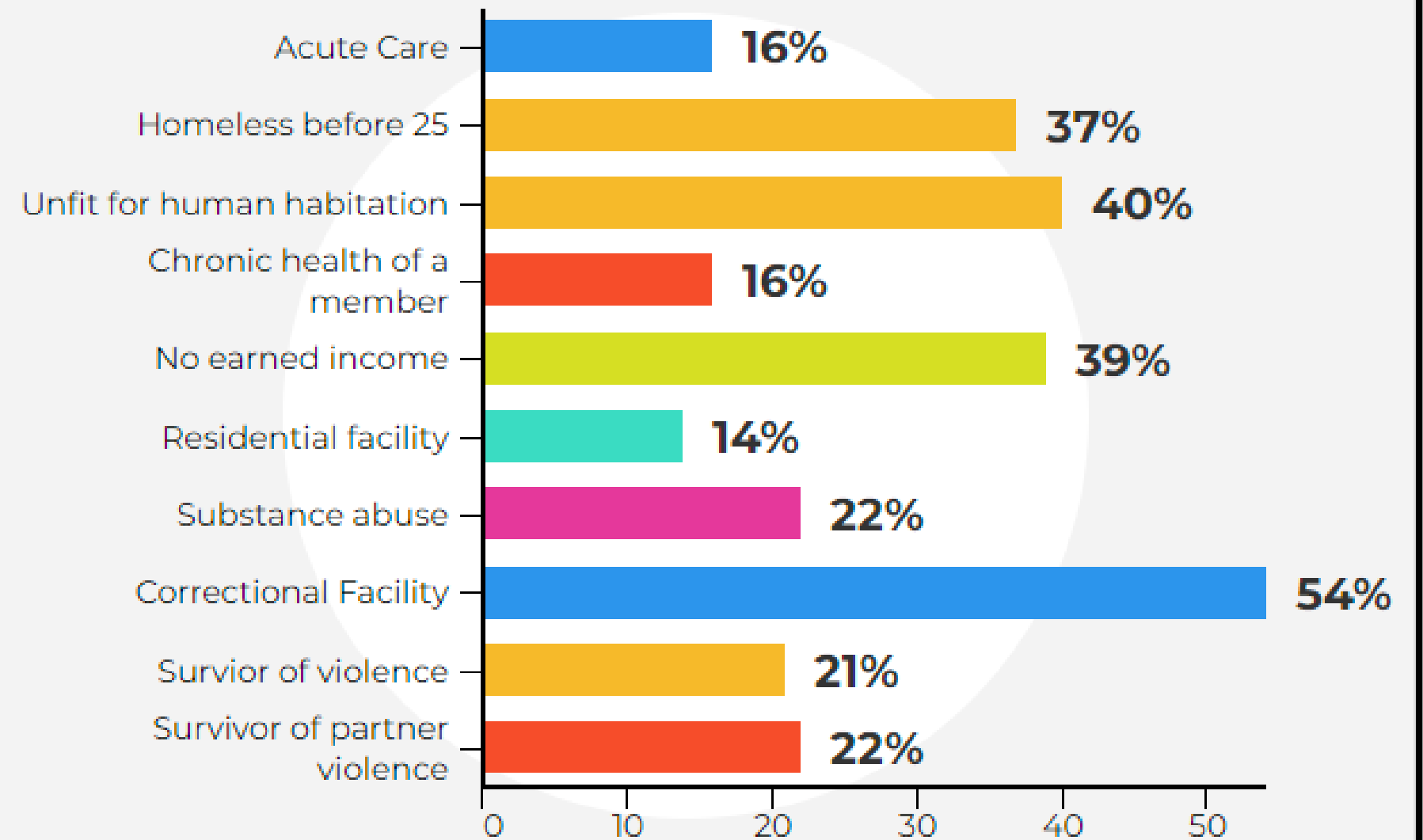
32%



No Rental History

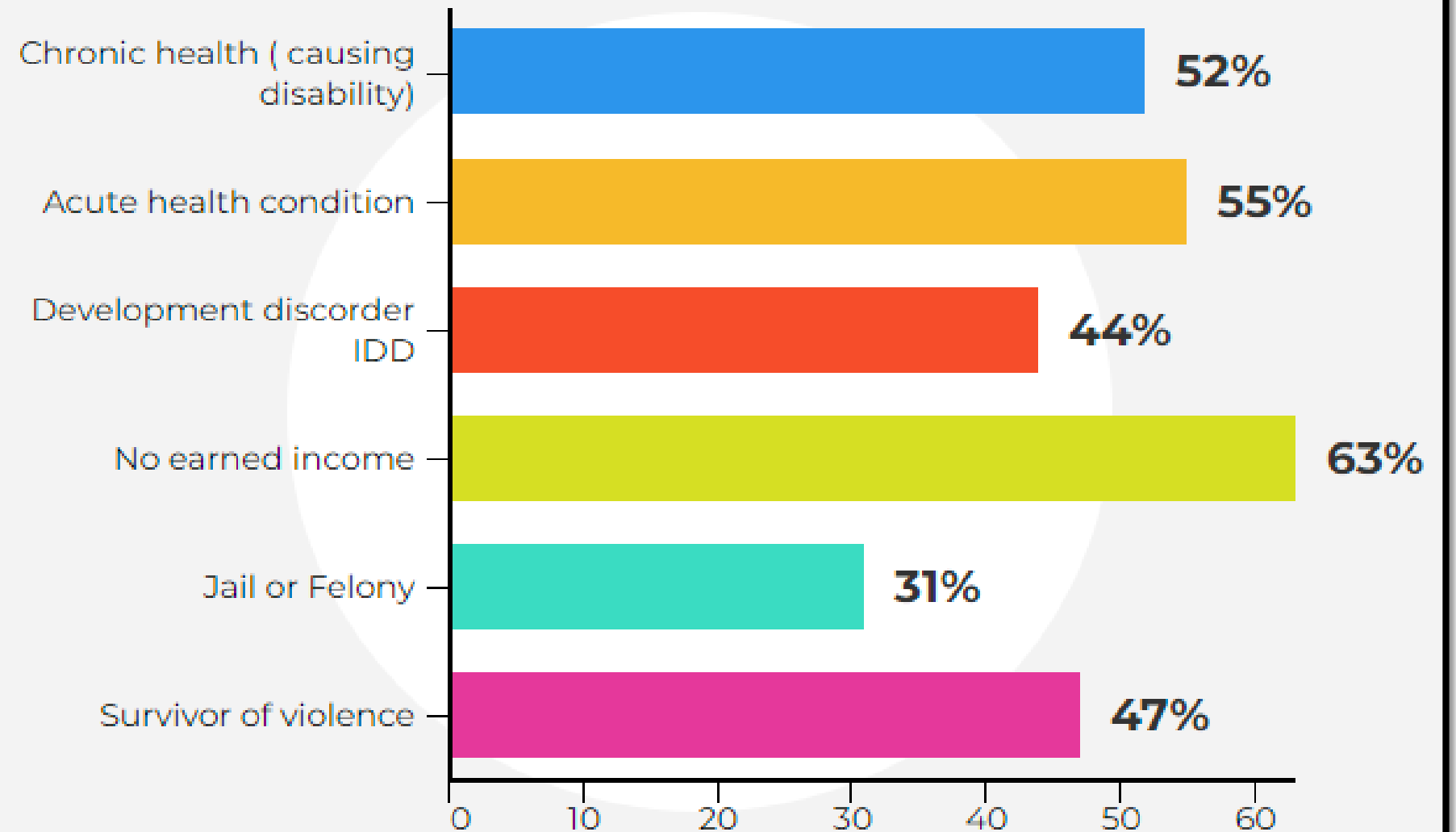
Additional Housing Challenges

HAT Additional Housing Challenges



Factors causing Homeless Situations

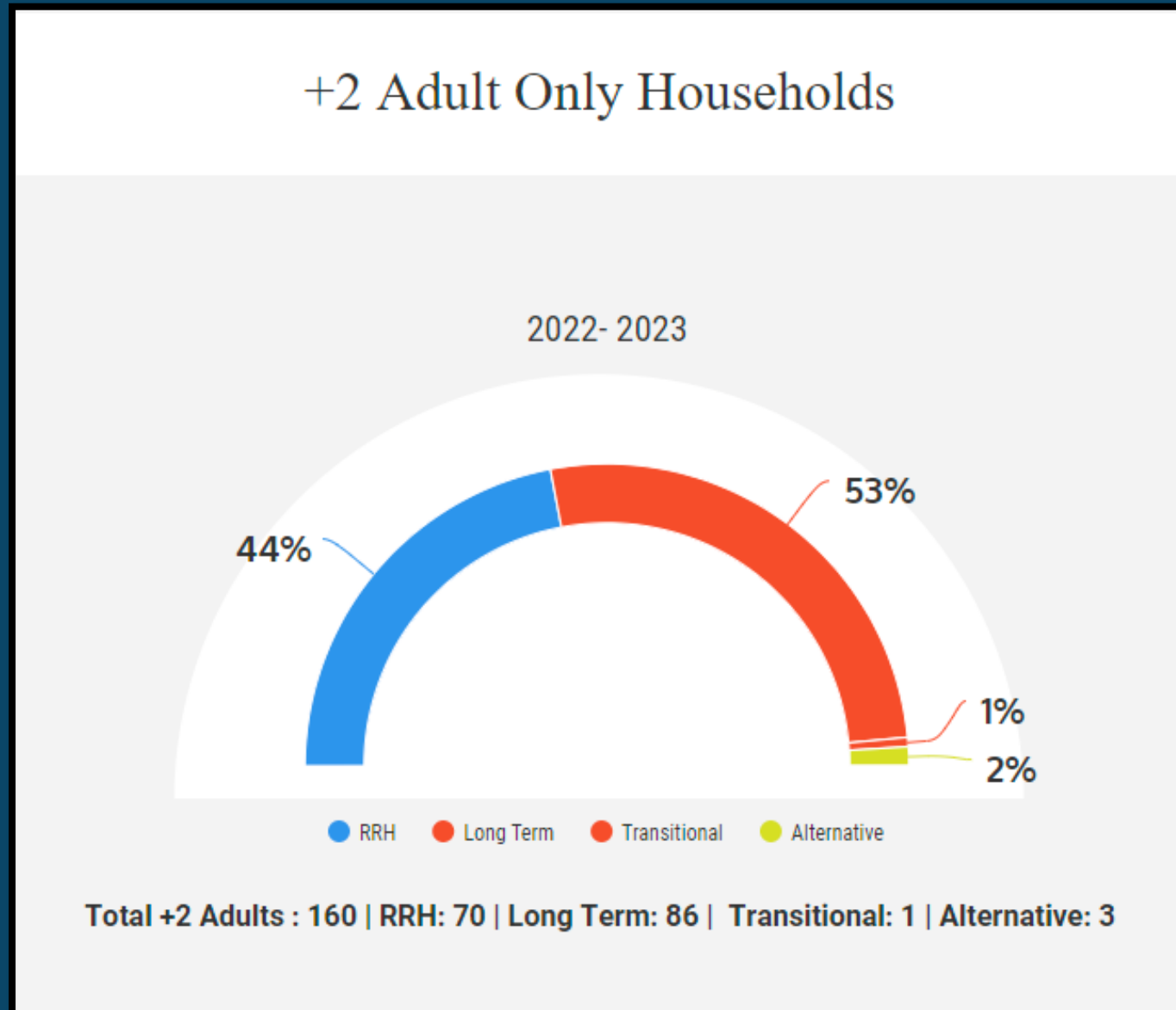
What caused your homelessness?



HAT METRICS : Household Type

2+ Adult Only Household

Recommended Housing Intervention



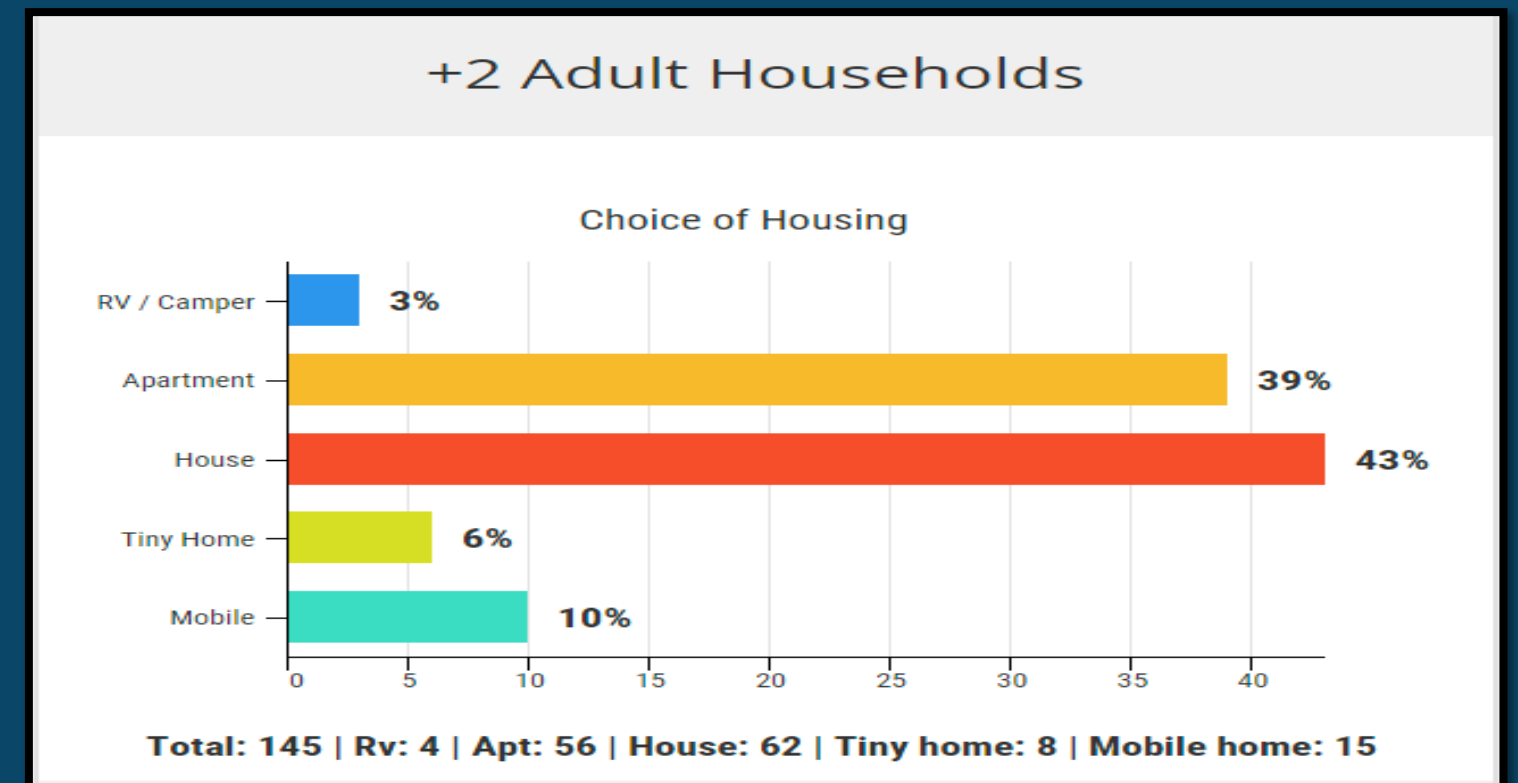
Top Challenges

59% - No earned income

39% - Criminal history

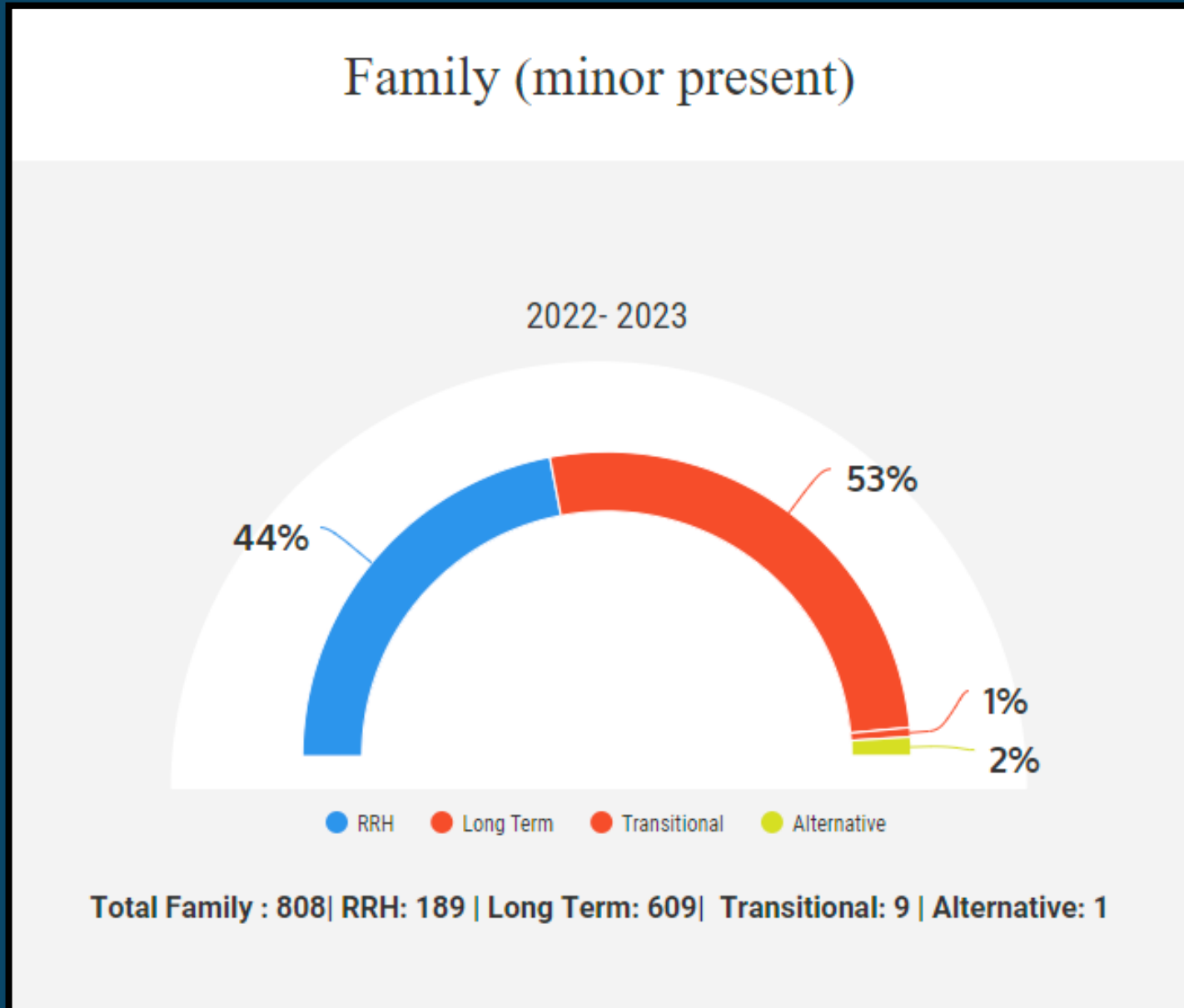
34% - bad credit

Housing Choice



Family (minor present)

Recommended Housing Intervention



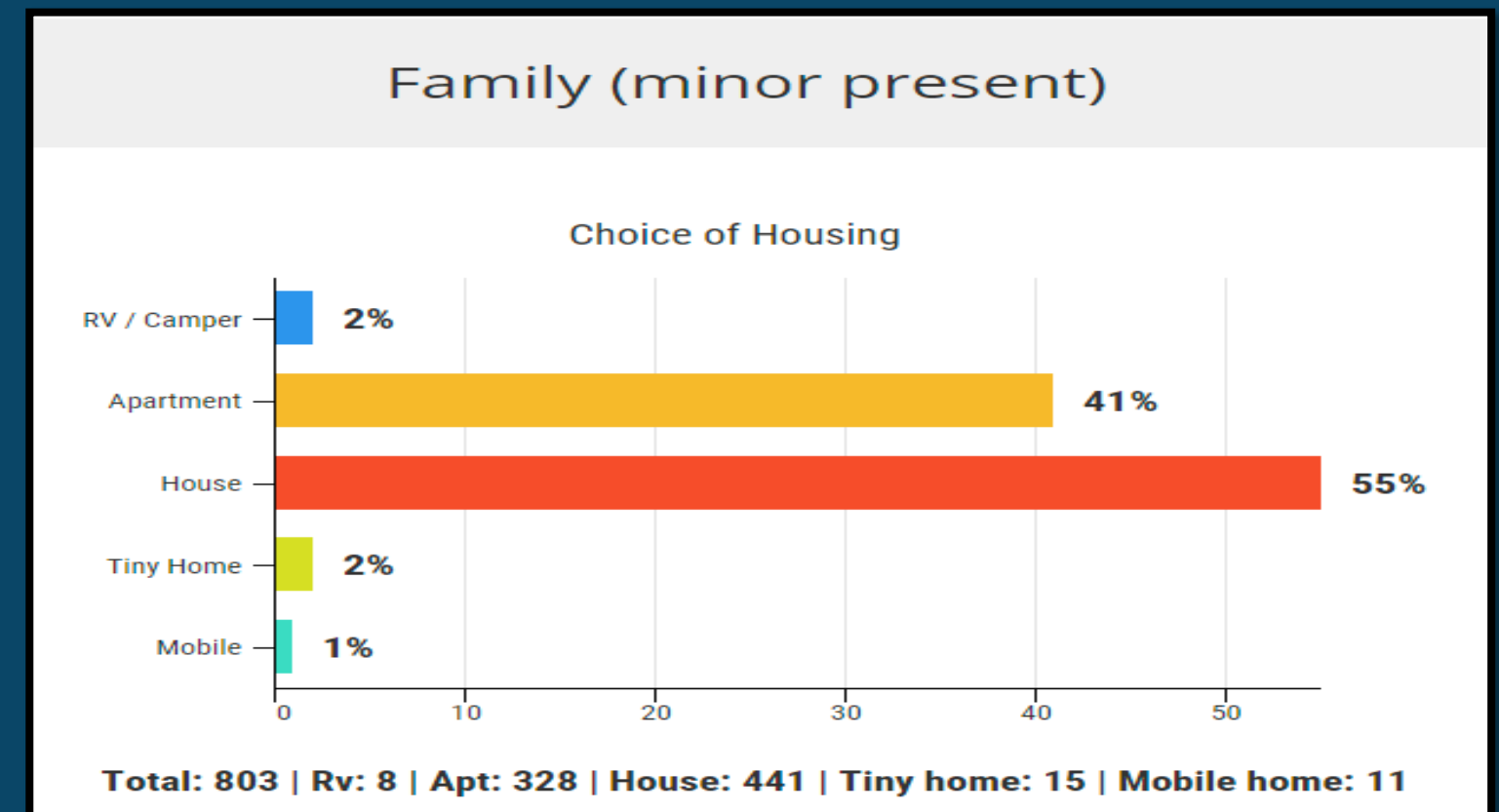
Top Challenges

47% - No income

38% - eviction history

34% - bad credit

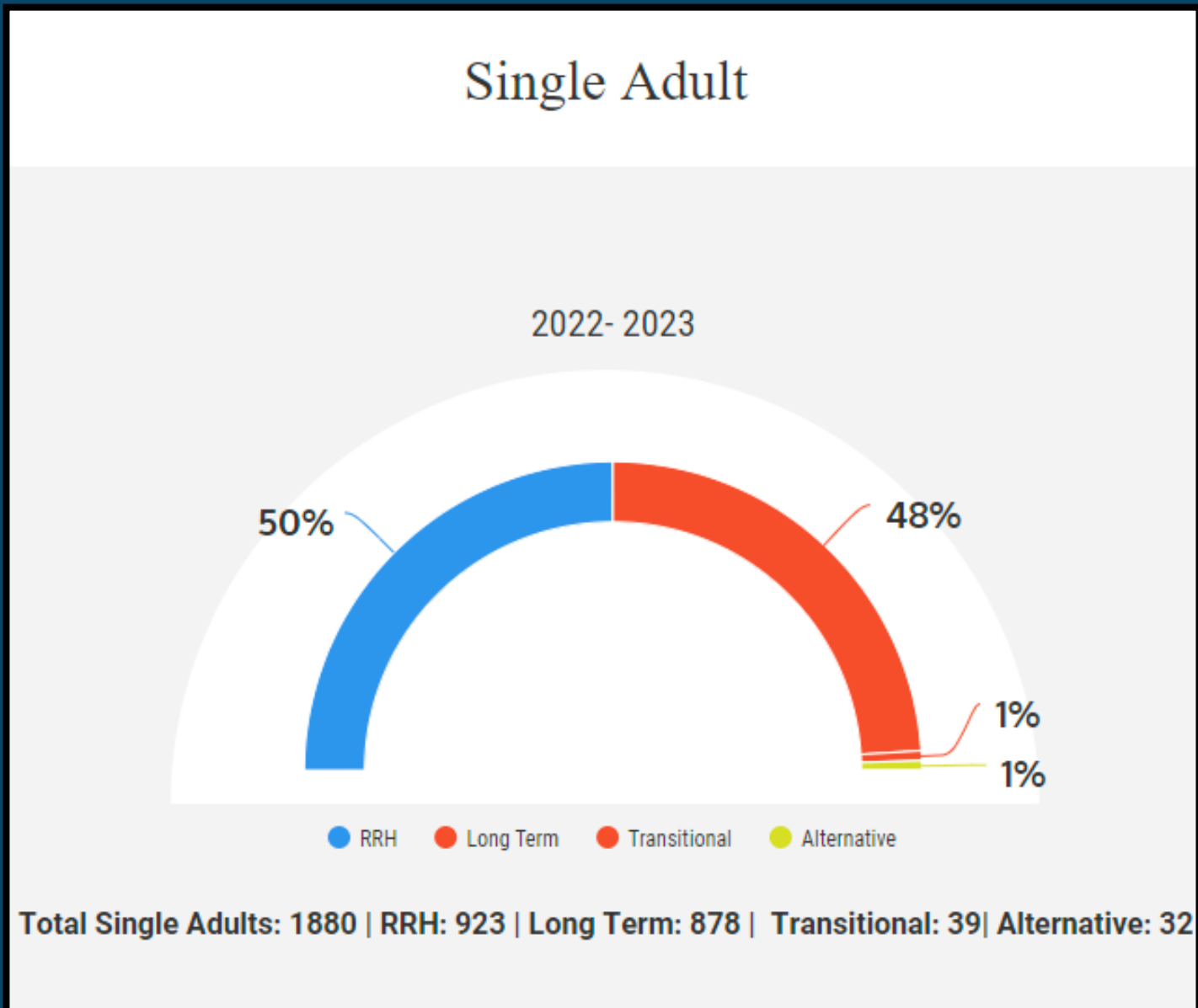
Housing Choice



Single Adult

Top Challenges

Recommended Housing Intervention

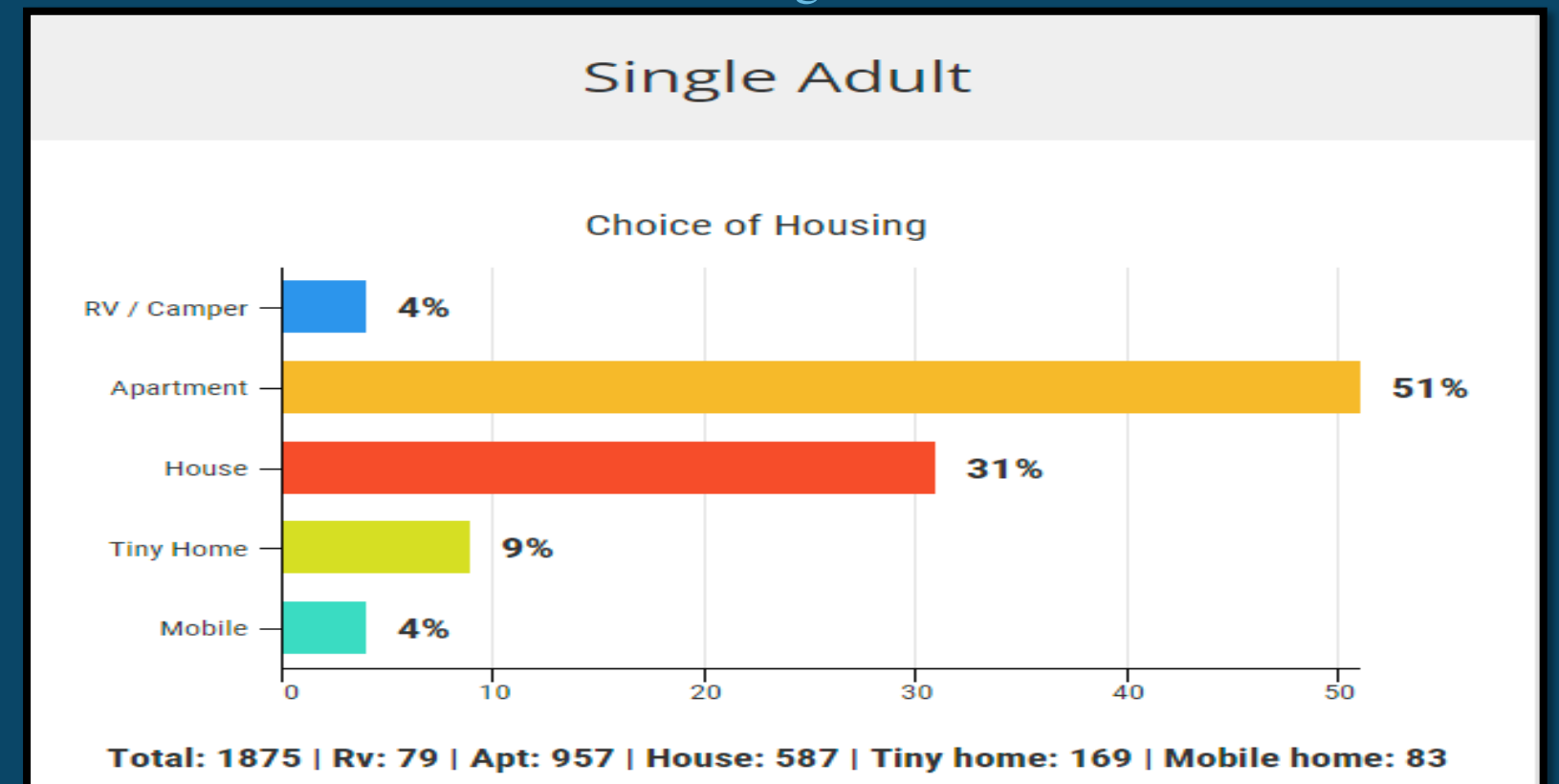


56% - No income

40% - felony conviction

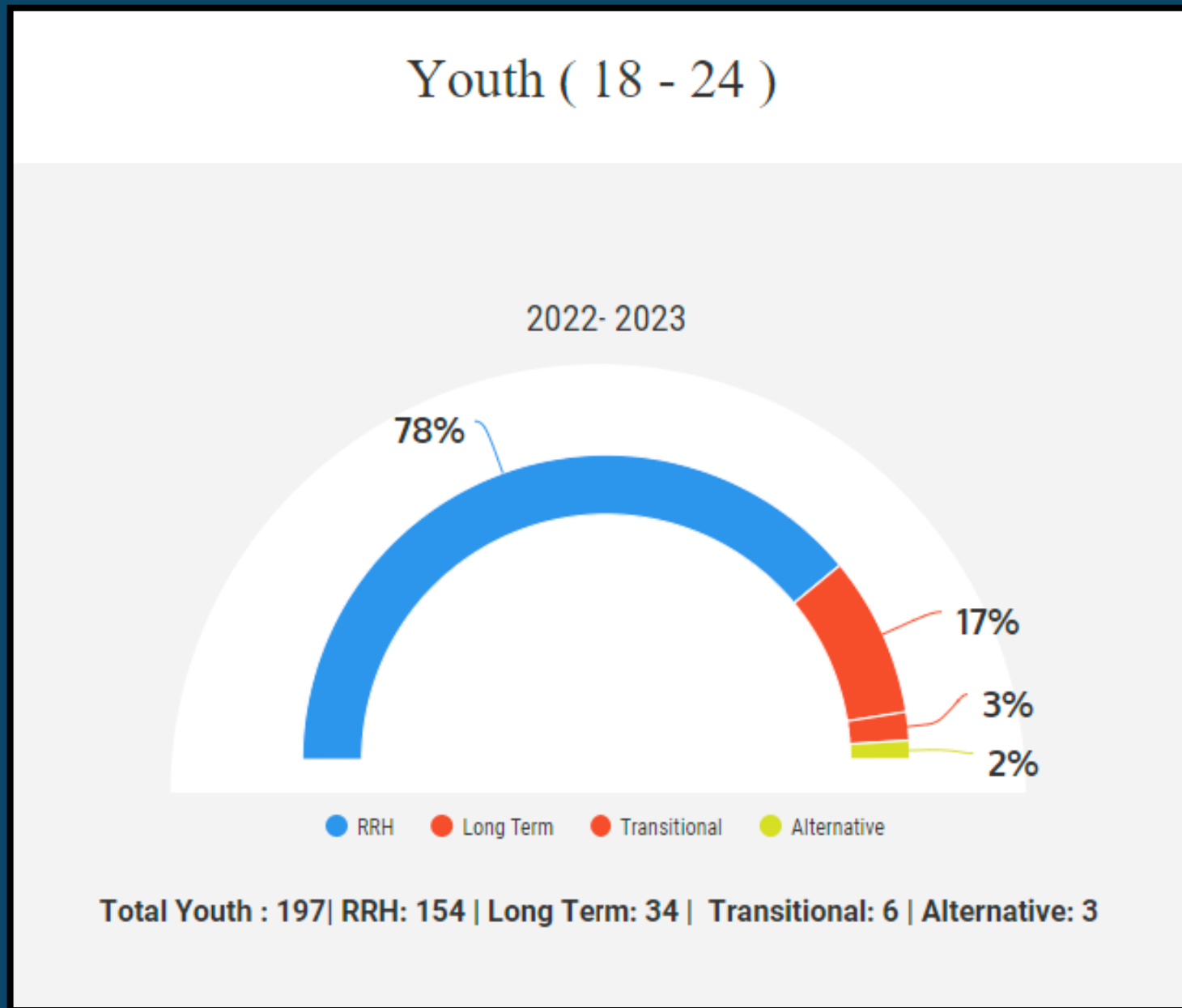
40% - Bad credit

Housing Choice



Youth (18 - 24)

Recommended Housing Intervention

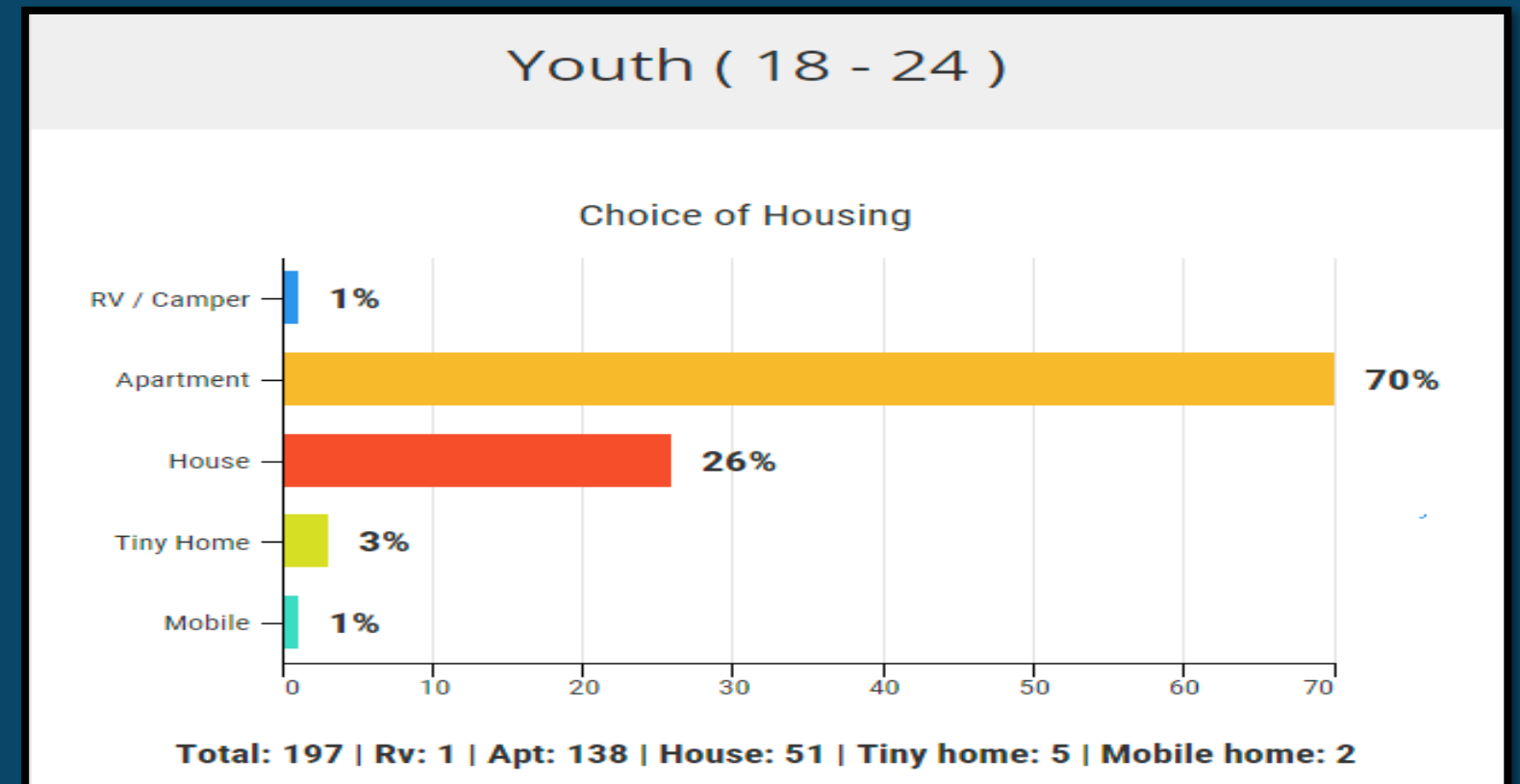


Top Challenges

55% - no rental history 46% - No income

17% - misdemeanor

Housing Choice



Unsheltered Households: Before & After HAT

43

VI - SPDAT

122

HAT

Entries to Housing: Racial Group overview

African American Population

VI – SPDAT: 27

HAT: 74

White Population

VI – SPDAT: 15

HAT: 44

Evaluating Effectiveness

Pilot Study

- 20 people assigned to RRH based off HAT

Planning Ahead

- 2-year retrospective study
- Compare housing matches to HAT info and returns to homelessness



Questions?