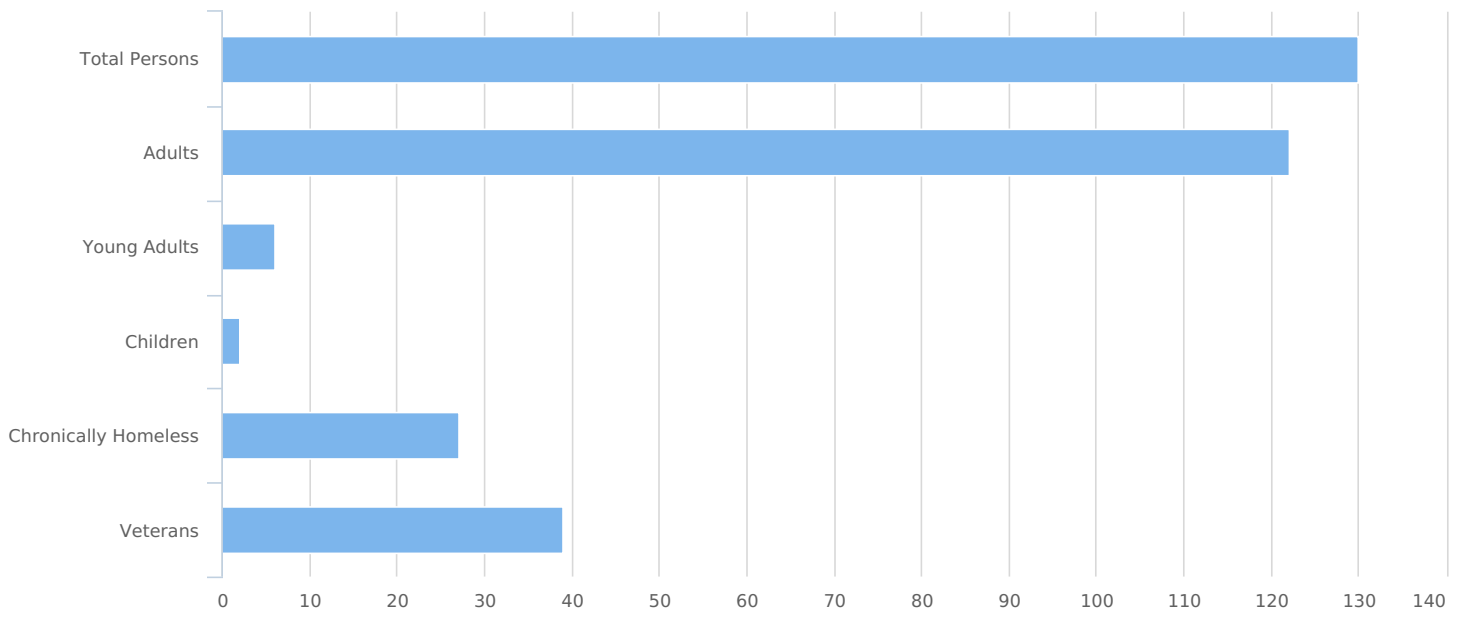


Count:	Texas Balance of State 2024 PIT Count	Geography:	Brazoria County
Created by:	Paredes,Ava	Created on:	03/06/2024 4:06 PM

**Summary**

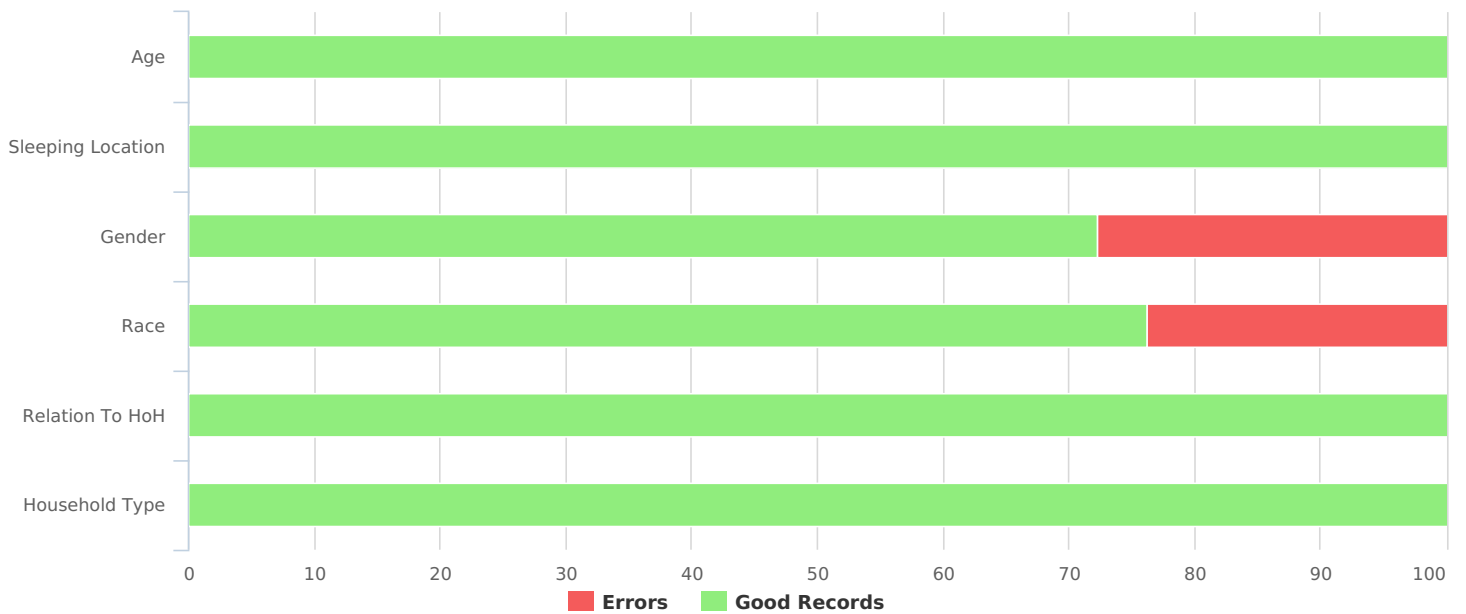


Total number of persons	130
Number of children (under age 18)	2
Number of youth (age 18 to 24)	6
Number of adults (age 25 to 34)	21
Number of adults (age 35 to 44)	28
Number of adults (age 45 to 54)	25
Number of adults (age 55 to 64)	28
Number of adults (age 65 or older)	20
Observed age 25 or older	0
Unknown Age	0
Chronically Homeless	27
Veterans	39



### Data Quality Checks

Persons Missing Age Information	0
Persons Missing Sleeping Location	0
Persons Missing Gender	36
Persons Missing Race	31
Persons Missing Relation to HoH	0
Persons with Unknown Household Type	0



## All Households

### Households with at Least One Adult and One Child

#### Household and Person Breakdown

Total number of households	2
Total number of persons	4
Number of children (under age 18)	2
Number of youth (age 18 to 24)	0
Number of adults (age 25 to 34)	0
Number of adults (age 35 to 44)	1
Number of adults (age 45 to 54)	1
Number of adults (age 55 to 64)	0
Number of adults (age 65 or older)	0
Observed age 25 or older	0

#### Gender

Woman (Girl if child)	0
Man (Boy if child)	0
Culturally Specific Identity	0
Transgender	0
Non-Binary	0
Questioning	0
Different Identity	0
More Than One Gender	0

#### Of those that selected More Than One Gender, how many people reported gender identities that:

Includes Woman (Girl if child)	0
Includes Man (Boy if child)	0
Includes Culturally Specific Identity	0
Includes Transgender	0
Includes Non-Binary	0
Includes Questioning	0
Includes Different Identity	0

#### Race

American Indian, Alaska Native, or Indigenous	0
American Indian, Alaska Native, or Indigenous & Hispanic/Latina/e/o	0
Asian or Asian American	0
Asian or Asian American & Hispanic/Latina/e/o	0
Black, African American, or African	0
Black, African American, or African & Hispanic/Latina/e/o	0

Hispanic/Latina/e/o	0
Middle Eastern or North African	0
Middle Eastern or North African & Hispanic/Latina/e/o	0
Native Hawaiian or Pacific Islander	0
Native Hawaiian or Pacific Islander & Hispanic/Latina/e/o	0
White	0
White & Hispanic/Latina/e/o	0
Multi-Racial & Hispanic/Latina/e/o	0
Multiple Races (not Hispanic/Latina/e/o)	0

### Chronically Homeless

Total number of households	0
Total number of persons	0

# Households without Children

## Household and Person Breakdown

Total number of households	124
Total number of persons	126
Number of youth (age 18 to 24)	6
Number of adults (age 25 to 34)	21
Number of adults (age 35 to 44)	27
Number of adults (age 45 to 54)	24
Number of adults (age 55 to 64)	28
Number of adults (age 65 or older)	20
Observed age 25 or older	0

## Gender

Woman (Girl if child)	12
Man (Boy if child)	81
Culturally Specific Identity	0
Transgender	0
Non-Binary	0
Questioning	0
Different Identity	0
More Than One Gender	1

### Of those that selected More Than One Gender, how many people reported gender identities that:

Includes Woman (Girl if child)	0
Includes Man (Boy if child)	1
Includes Culturally Specific Identity	0
Includes Transgender	0
Includes Non-Binary	0
Includes Questioning	0
Includes Different Identity	1

## Race

American Indian, Alaska Native, or Indigenous	4
American Indian, Alaska Native, or Indigenous & Hispanic/Latina/e/o	0
Asian or Asian American	2
Asian or Asian American & Hispanic/Latina/e/o	0
Black, African American, or African	20
Black, African American, or African & Hispanic/Latina/e/o	0
Hispanic/Latina/e/o	21
Middle Eastern or North African	0
Middle Eastern or North African & Hispanic/Latina/e/o	0

Native Hawaiian or Pacific Islander	0
Native Hawaiian or Pacific Islander & Hispanic/Latina/e/o	0
White	47
White & Hispanic/Latina/e/o	1
Multi-Racial & Hispanic/Latina/e/o	0
Multiple Races (not Hispanic/Latina/e/o)	1

**Chronically Homeless**

Total number of persons	27
-------------------------	----

# Households with Only Children

## Household and Person Breakdown

Total number of households	0
Total number of children (persons under age 18)	0

## Gender

Woman (Girl if child)	0
Man (Boy if child)	0
Culturally Specific Identity	0
Transgender	0
Non-Binary	0
Questioning	0
Different Identity	0
More Than One Gender	0

### Of those that selected More Than One Gender, how many people reported gender identities that:

Includes Woman (Girl if child)	0
Includes Man (Boy if child)	0
Includes Culturally Specific Identity	0
Includes Transgender	0
Includes Non-Binary	0
Includes Questioning	0
Includes Different Identity	0

## Race

American Indian, Alaska Native, or Indigenous	0
American Indian, Alaska Native, or Indigenous & Hispanic/Latina/e/o	0
Asian or Asian American	0
Asian or Asian American & Hispanic/Latina/e/o	0
Black, African American, or African	0
Black, African American, or African & Hispanic/Latina/e/o	0
Hispanic/Latina/e/o	0
Middle Eastern or North African	0
Middle Eastern or North African & Hispanic/Latina/e/o	0
Native Hawaiian or Pacific Islander	0
Native Hawaiian or Pacific Islander & Hispanic/Latina/e/o	0
White	0
White & Hispanic/Latina/e/o	0
Multi-Racial & Hispanic/Latina/e/o	0
Multiple Races (not Hispanic/Latina/e/o)	0

## Chronically Homeless





## Demographic Totals

### What age range do you fall into?

Under 5 years old	0
5-12 years old	0
13-17 years old	2
18-24 years old	6
25-34 years old	21
35-44 years old	28
45-54 years old	25
55-64 years old	28
65+ years old	20
Total	130

## Personal Information

### Do you identify as lesbian, gay, bisexual, transgender, and/or queer (LGBTQ+)?

Yes	5
No	88
Don't Know	0
Refused	0
Total	93

### Have you been told or do you believe you have a chronic/ ongoing health condition that affects your ability to support yourself/family or live independently?

Yes	25
No	51
Client doesn't know	3
Client prefers not to answer	3
Data Not Collected	1
Total	83

### Have you been told or do you believe you have a physical disability that affects your ability to support yourself/family or live independently?

Yes	25
No	51
Client doesn't know	1
Client prefers not to answer	5
Data Not Collected	0
Total	82

### Have you been told or do you believe you have a developmental disability?

Yes	13
No	60
Client doesn't know	5
Client prefers not to answer	4
Data Not Collected	0
Total	82

## Experience with Homelessness

### Where are you sleeping tonight?

Abandoned building/structure	6
Bus, train station, airport	0
Outdoor encampment	23
Park	13
Street or Sidewalk	8
Under bridge/overpass	8
Vehicle	6
Total	64

### Is this the first time you've been homeless?

Yes	37
No	52
Client doesn't know	0
Client prefers not to answer	4
Total	93

### How old were you when you first became homeless?

17 or younger	0
18-24 years old	0
25-34 years old	5
35-44 years old	8
45-54 years old	23
55-61 years old	6
62+ years old	3
Person Doesn't Know	4
Person refused	0
Total	49

**How many months did you stay in shelter or on the streets over the past 3 years?**

0 to 3 months	9
4 to 6 months	5
7 to 11 months	3
Between 1 and 2 years	14
Between 2 and 3 years	8
3 years or more	8
Total	47

**How many separate times have you stayed in sheltered or on the streets in the past 3 years?**

Fewer than 4	29
4 or more times	16
Don't Know	2
Refused	4
Total	51

**How many months have you been homeless this time?**

0 to 3 months	14
4 to 6 months	19
7 to 11 months	19
Between 1 and 2 years	18
Between 2 and 3 years	8
3 years or more	12
Total	90

## Veteran Households

### Veteran Households with at Least One Adult and One Child

#### Household and Person Breakdown

Total number of households	0
Total number of persons	0
Total number of Veterans	0

#### Gender

Woman (Girl if child)	0
Man (Boy if child)	0
Culturally Specific Identity	0
Transgender	0
Non-Binary	0
Questioning	0
Different Identity	0
More Than One Gender	0

#### Of those that selected More Than One Gender, how many people reported gender identities that:

Includes Woman (Girl if child)	0
Includes Man (Boy if child)	0
Includes Culturally Specific Identity	0
Includes Transgender	0
Includes Non-Binary	0
Includes Questioning	0
Includes Different Identity	0

#### Race

American Indian, Alaska Native, or Indigenous	0
American Indian, Alaska Native, or Indigenous & Hispanic/Latina/e/o	0
Asian or Asian American	0
Asian or Asian American & Hispanic/Latina/e/o	0
Black, African American, or African	0
Black, African American, or African & Hispanic/Latina/e/o	0
Hispanic/Latina/e/o	0
Middle Eastern or North African	0
Middle Eastern or North African & Hispanic/Latina/e/o	0
Native Hawaiian or Pacific Islander	0
Native Hawaiian or Pacific Islander & Hispanic/Latina/e/o	0
White	0
White & Hispanic/Latina/e/o	0

Multi-Racial & Hispanic/Latina/e/o	0
Multiple Races (not Hispanic/Latina/e/o)	0

### Chronically Homeless

Total number of households	0
Total number of persons	0

# Veteran Households without Children

## Household and Person Breakdown

Total number of households	39
Total number of persons	40
Total Number of Veterans	39

## Gender

Woman (Girl if child)	2
Man (Boy if child)	36
Culturally Specific Identity	0
Transgender	0
Non-Binary	0
Questioning	0
Different Identity	0
More Than One Gender	1

### Of those that selected More Than One Gender, how many people reported gender identities that:

Includes Woman (Girl if child)	0
Includes Man (Boy if child)	1
Includes Culturally Specific Identity	0
Includes Transgender	0
Includes Non-Binary	0
Includes Questioning	0
Includes Different Identity	1

## Race

American Indian, Alaska Native, or Indigenous	3
American Indian, Alaska Native, or Indigenous & Hispanic/Latina/e/o	0
Asian or Asian American	1
Asian or Asian American & Hispanic/Latina/e/o	0
Black, African American, or African	11
Black, African American, or African & Hispanic/Latina/e/o	0
Hispanic/Latina/e/o	3
Middle Eastern or North African	0
Middle Eastern or North African & Hispanic/Latina/e/o	0
Native Hawaiian or Pacific Islander	0
Native Hawaiian or Pacific Islander & Hispanic/Latina/e/o	0
White	20
White & Hispanic/Latina/e/o	1
Multi-Racial & Hispanic/Latina/e/o	0
Multiple Races (not Hispanic/Latina/e/o)	1

## Chronically Homeless

Total number of households	14
Total number of persons	14

## Youth Households

### Unaccompanied Youth Households

#### Household and Person Breakdown

Total number of unaccompanied youth households	6
Total number of unaccompanied youth	6
Number of unaccompanied youth (under age 18)	0
Number of unaccompanied youth (age 18 to 24)	6

#### Gender

Woman (Girl if child)	0
Man (Boy if child)	3
Culturally Specific Identity	0
Transgender	0
Non-Binary	0
Questioning	0
Different Identity	0
More Than One Gender	0

#### Of those that selected More Than One Gender, how many people reported gender identities that:

Includes Woman (Girl if child)	0
Includes Man (Boy if child)	0
Includes Culturally Specific Identity	0
Includes Transgender	0
Includes Non-Binary	0
Includes Questioning	0
Includes Different Identity	0

#### Race

American Indian, Alaska Native, or Indigenous	0
American Indian, Alaska Native, or Indigenous & Hispanic/Latina/e/o	0
Asian or Asian American	0
Asian or Asian American & Hispanic/Latina/e/o	0
Black, African American, or African	1
Black, African American, or African & Hispanic/Latina/e/o	0
Hispanic/Latina/e/o	0
Middle Eastern or North African	0
Middle Eastern or North African & Hispanic/Latina/e/o	0
Native Hawaiian or Pacific Islander	0
Native Hawaiian or Pacific Islander & Hispanic/Latina/e/o	0
White	2



White & Hispanic/Latina/e/o	0
Multi-Racial & Hispanic/Latina/e/o	0
Multiple Races (not Hispanic/Latina/e/o)	0
<b>Chronically Homeless</b>	
Total number of persons	0

# Parenting Youth

## Household and Person Breakdown

Total number of parenting youth households	0
Total number of persons in parenting youth households	0
Total Parenting Youth (youth parents only)	0
Total Children in Parenting Youth Households	0
Number of parenting youth under age 18	0
Children in households with parenting youth under age 18	0
Number of parenting youth age 18 to 24	0
Children in households with parenting youth age 18 to 24	0

## Gender

Woman (Girl if child)	0
Man (Boy if child)	0
Culturally Specific Identity	0
Transgender	0
Non-Binary	0
Questioning	0
Different Identity	0
More Than One Gender	0

### Of those that selected More Than One Gender, how many people reported gender identities that:

Includes Woman (Girl if child)	0
Includes Man (Boy if child)	0
Includes Culturally Specific Identity	0
Includes Transgender	0
Includes Non-Binary	0
Includes Questioning	0
Includes Different Identity	0

## Race

American Indian, Alaska Native, or Indigenous	0
American Indian, Alaska Native, or Indigenous & Hispanic/Latina/e/o	0
Asian or Asian American	0
Asian or Asian American & Hispanic/Latina/e/o	0
Black, African American, or African	0
Black, African American, or African & Hispanic/Latina/e/o	0
Hispanic/Latina/e/o	0
Middle Eastern or North African	0
Middle Eastern or North African & Hispanic/Latina/e/o	0

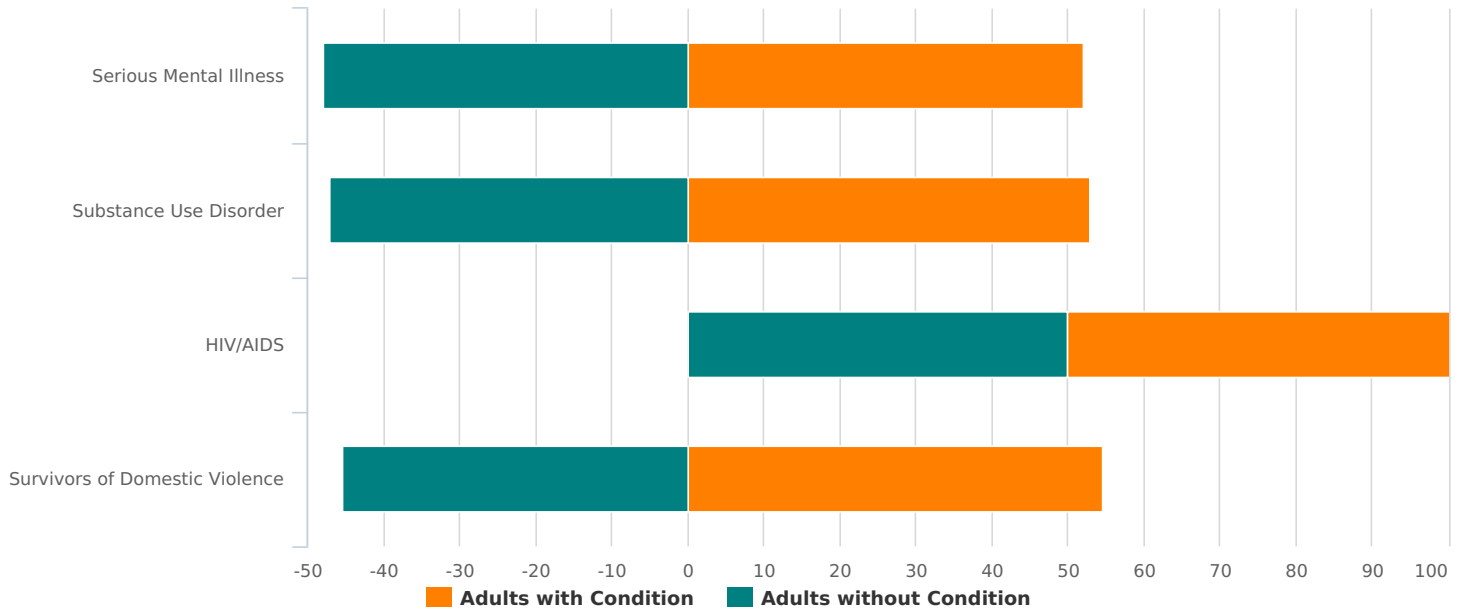
Native Hawaiian or Pacific Islander	0
Native Hawaiian or Pacific Islander & Hispanic/Latina/e/o	0
White	0
White & Hispanic/Latina/e/o	0
Multi-Racial & Hispanic/Latina/e/o	0
Multiple Races (not Hispanic/Latina/e/o)	0

**Chronically Homeless**

Total number of households	0
Total number of persons	0

## Additional Homeless Populations (Adults Only)

Adults with a Serious Mental Illness	25
Adults with a Substance Use Disorder	18
Adults with HIV/AIDS	1
Adult Survivors of Domestic Violence (optional)	12



## Observation Surveys

**Number of surveys:**

**19**

### Age Range

Under 5 years old	0
5-12 years old	0
13-17 years old	1
18-24 years old	0
25-34 years old	4
35-44 years old	5
45-54 years old	4
55-64 years old	3
65+ years old	2
<b>Total</b>	<b>19</b>

### What made you believe the person was experiencing homelessness?

Activity (Panhandling. Sleeping outside. Sleeping in vehicle. Etc.)	8
Appearance (Carrying personal belongings/ clothing that wouldn't protect from the elements)	6
Prior interactions/known to be unhoused	7
They are accessing services for those experiencing homelessness	1
They informed me they are unhoused	4
<b>Total</b>	<b>26</b>
<i>*multiple answers can be selected*</i>	

### Where did you encounter this individual?

Abandoned building/structure	1
Bus, train station, airport	0
Emergency Shelter	0
Outdoor encampment	5
Park	3
Service Provider (soup kitchen, day shelter, etc.)	2
Street or sidewalk	7
Transitional Housing	0
Under bridge/overpass	1
Vehicle	0
<b>Total</b>	<b>19</b>