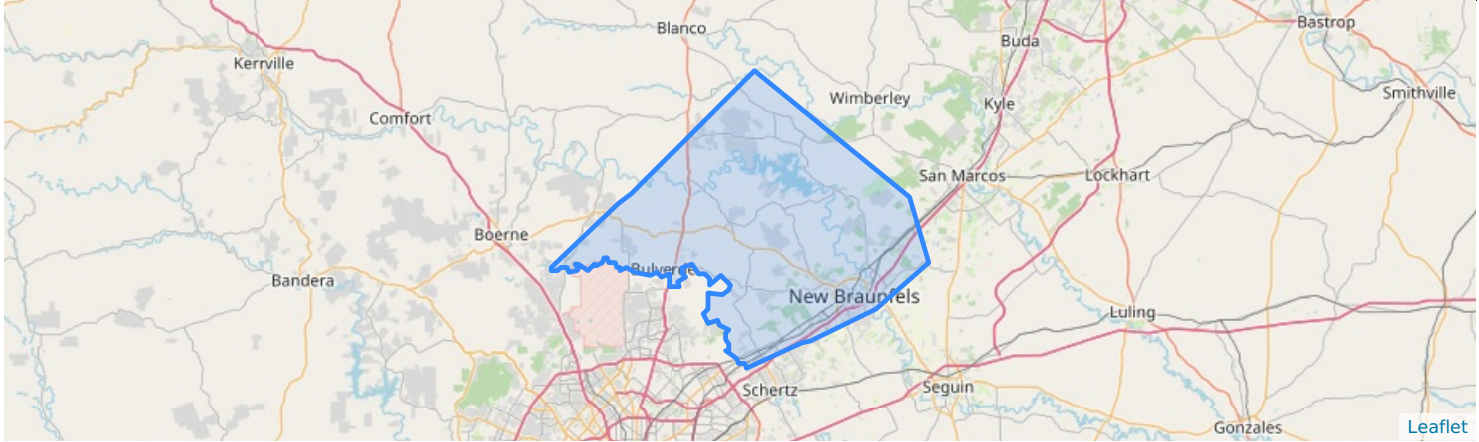
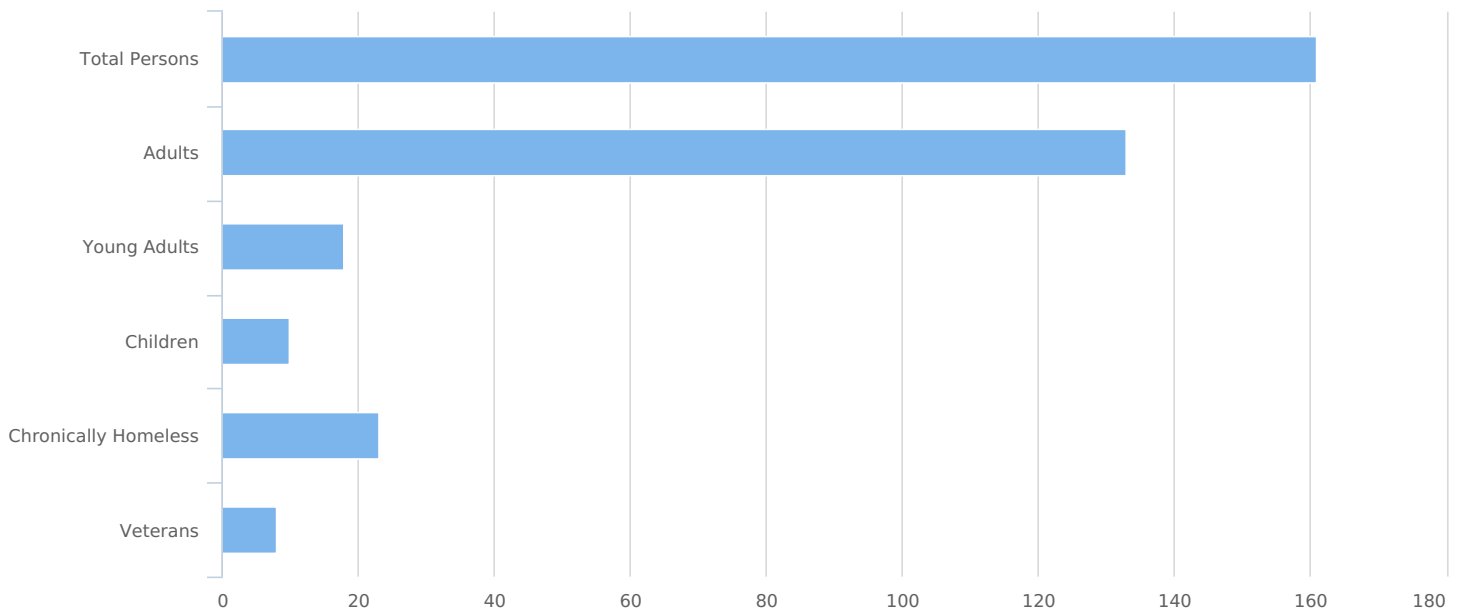


Count:	Texas Balance of State 2024 PIT Count	Geography:	Comal
Created by:	Paredes,Ava	Created on:	03/07/2024 5:54 PM

## Summary

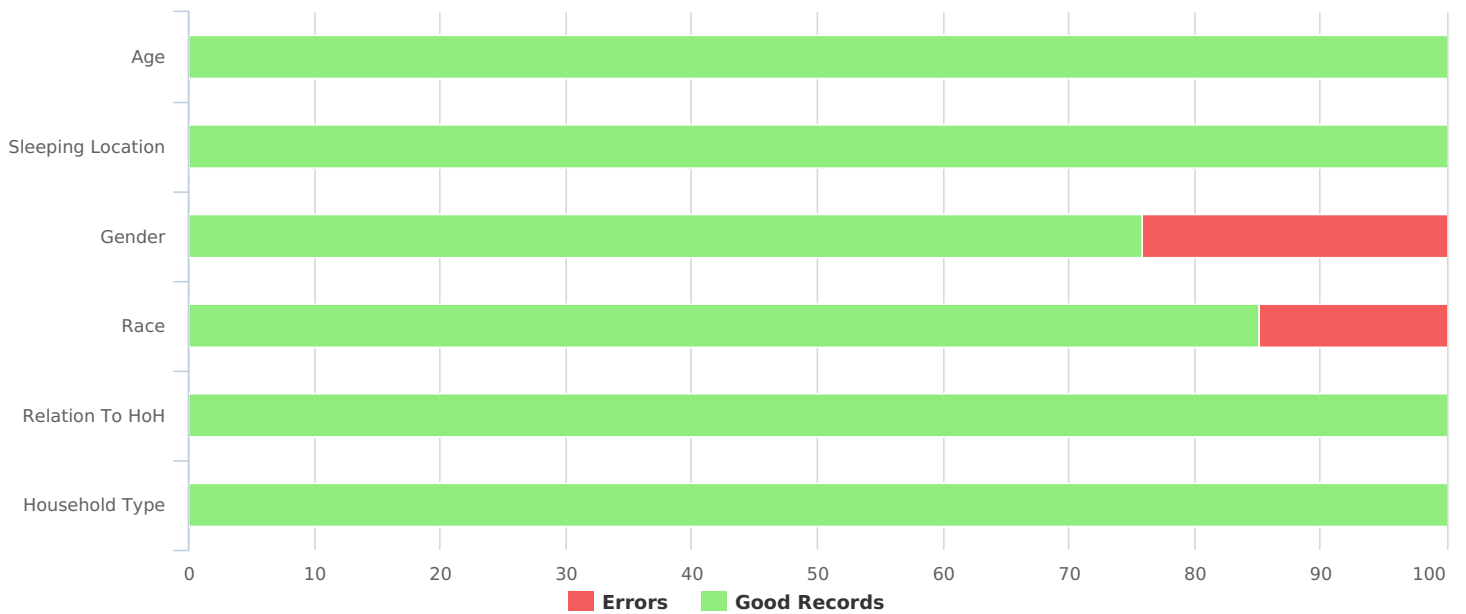


Total number of persons	161
Number of children (under age 18)	10
Number of youth (age 18 to 24)	18
Number of adults (age 25 to 34)	27
Number of adults (age 35 to 44)	50
Number of adults (age 45 to 54)	28
Number of adults (age 55 to 64)	19
Number of adults (age 65 or older)	9
Observed age 25 or older	0
Unknown Age	0
Chronically Homeless	23
Veterans	8



### Data Quality Checks

Persons Missing Age Information	0
Persons Missing Sleeping Location	0
Persons Missing Gender	39
Persons Missing Race	24
Persons Missing Relation to HoH	0
Persons with Unknown Household Type	0



## All Households

### Households with at Least One Adult and One Child

#### Household and Person Breakdown

Total number of households	7
Total number of persons	20
Number of children (under age 18)	9
Number of youth (age 18 to 24)	1
Number of adults (age 25 to 34)	3
Number of adults (age 35 to 44)	4
Number of adults (age 45 to 54)	1
Number of adults (age 55 to 64)	0
Number of adults (age 65 or older)	2
Observed age 25 or older	0

#### Gender

Woman (Girl if child)	5
Man (Boy if child)	8
Culturally Specific Identity	0
Transgender	0
Non-Binary	0
Questioning	0
Different Identity	0
More Than One Gender	0

#### Of those that selected More Than One Gender, how many people reported gender identities that:

Includes Woman (Girl if child)	0
Includes Man (Boy if child)	0
Includes Culturally Specific Identity	0
Includes Transgender	0
Includes Non-Binary	0
Includes Questioning	0
Includes Different Identity	0

#### Race

American Indian, Alaska Native, or Indigenous	0
American Indian, Alaska Native, or Indigenous & Hispanic/Latina/e/o	0
Asian or Asian American	0
Asian or Asian American & Hispanic/Latina/e/o	0
Black, African American, or African	0
Black, African American, or African & Hispanic/Latina/e/o	0

Hispanic/Latina/e/o	3
Middle Eastern or North African	0
Middle Eastern or North African & Hispanic/Latina/e/o	0
Native Hawaiian or Pacific Islander	0
Native Hawaiian or Pacific Islander & Hispanic/Latina/e/o	0
White	10
White & Hispanic/Latina/e/o	0
Multi-Racial & Hispanic/Latina/e/o	0
Multiple Races (not Hispanic/Latina/e/o)	0

### Chronically Homeless

Total number of households	0
Total number of persons	0

# Households without Children

## Household and Person Breakdown

Total number of households	136
Total number of persons	140
Number of youth (age 18 to 24)	17
Number of adults (age 25 to 34)	24
Number of adults (age 35 to 44)	46
Number of adults (age 45 to 54)	27
Number of adults (age 55 to 64)	19
Number of adults (age 65 or older)	7
Observed age 25 or older	0

## Gender

Woman (Girl if child)	25
Man (Boy if child)	80
Culturally Specific Identity	0
Transgender	2
Non-Binary	0
Questioning	0
Different Identity	1
More Than One Gender	0

### Of those that selected More Than One Gender, how many people reported gender identities that:

Includes Woman (Girl if child)	0
Includes Man (Boy if child)	0
Includes Culturally Specific Identity	0
Includes Transgender	0
Includes Non-Binary	0
Includes Questioning	0
Includes Different Identity	0

## Race

American Indian, Alaska Native, or Indigenous	3
American Indian, Alaska Native, or Indigenous & Hispanic/Latina/e/o	2
Asian or Asian American	0
Asian or Asian American & Hispanic/Latina/e/o	1
Black, African American, or African	7
Black, African American, or African & Hispanic/Latina/e/o	0
Hispanic/Latina/e/o	29
Middle Eastern or North African	0
Middle Eastern or North African & Hispanic/Latina/e/o	0

Native Hawaiian or Pacific Islander	0
Native Hawaiian or Pacific Islander & Hispanic/Latina/e/o	1
White	60
White & Hispanic/Latina/e/o	2
Multi-Racial & Hispanic/Latina/e/o	0
Multiple Races (not Hispanic/Latina/e/o)	2

### Chronically Homeless

Total number of persons	23
-------------------------	----

# Households with Only Children

## Household and Person Breakdown

Total number of households	1
Total number of children (persons under age 18)	1

## Gender

Woman (Girl if child)	1
Man (Boy if child)	0
Culturally Specific Identity	0
Transgender	0
Non-Binary	0
Questioning	0
Different Identity	0
More Than One Gender	0

### Of those that selected More Than One Gender, how many people reported gender identities that:

Includes Woman (Girl if child)	0
Includes Man (Boy if child)	0
Includes Culturally Specific Identity	0
Includes Transgender	0
Includes Non-Binary	0
Includes Questioning	0
Includes Different Identity	0

## Race

American Indian, Alaska Native, or Indigenous	0
American Indian, Alaska Native, or Indigenous & Hispanic/Latina/e/o	0
Asian or Asian American	0
Asian or Asian American & Hispanic/Latina/e/o	0
Black, African American, or African	0
Black, African American, or African & Hispanic/Latina/e/o	0
Hispanic/Latina/e/o	1
Middle Eastern or North African	0
Middle Eastern or North African & Hispanic/Latina/e/o	0
Native Hawaiian or Pacific Islander	0
Native Hawaiian or Pacific Islander & Hispanic/Latina/e/o	0
White	0
White & Hispanic/Latina/e/o	0
Multi-Racial & Hispanic/Latina/e/o	0
Multiple Races (not Hispanic/Latina/e/o)	0

## Chronically Homeless





## Demographic Totals

### What age range do you fall into?

Under 5 years old	3
5-12 years old	2
13-17 years old	5
18-24 years old	18
25-34 years old	27
35-44 years old	50
45-54 years old	28
55-64 years old	19
65+ years old	9
Total	161

## Personal Information

### Do you identify as lesbian, gay, bisexual, transgender, and/or queer (LGBTQ+)?

Yes	7
No	80
Don't Know	1
Refused	0
Total	88

### Have you been told or do you believe you have a chronic/ ongoing health condition that affects your ability to support yourself/family or live independently?

Yes	26
No	45
Client doesn't know	2
Client prefers not to answer	1
Data Not Collected	0
Total	74

### Have you been told or do you believe you have a physical disability that affects your ability to support yourself/family or live independently?

Yes	24
No	47
Client doesn't know	0
Client prefers not to answer	1
Data Not Collected	0
Total	72

### Have you been told or do you believe you have a developmental disability?

Yes	21
No	49
Client doesn't know	1
Client prefers not to answer	0
Data Not Collected	0
Total	71

## Experience with Homelessness

### Where are you sleeping tonight?

Abandoned building/structure	1
Bus, train station, airport	2
Outdoor encampment	14
Park	4
Street or Sidewalk	33
Under bridge/overpass	16
Vehicle	46
Total	116

### Is this the first time you've been homeless?

Yes	30
No	55
Client doesn't know	2
Client prefers not to answer	0
Total	87

### How old were you when you first became homeless?

17 or younger	1
18-24 years old	1
25-34 years old	9
35-44 years old	16
45-54 years old	26
55-61 years old	1
62+ years old	1
Person Doesn't Know	0
Person refused	0
Total	55

**How many months did you stay in shelter or on the streets over the past 3 years?**

0 to 3 months	15
4 to 6 months	11
7 to 11 months	8
Between 1 and 2 years	7
Between 2 and 3 years	5
3 years or more	11
Total	57

**How many separate times have you stayed in sheltered or on the streets in the past 3 years?**

Fewer than 4	30
4 or more times	22
Don't Know	2
Refused	1
Total	55

**How many months have you been homeless this time?**

0 to 3 months	20
4 to 6 months	18
7 to 11 months	8
Between 1 and 2 years	16
Between 2 and 3 years	4
3 years or more	15
Total	81

## Veteran Households

### Veteran Households with at Least One Adult and One Child

#### Household and Person Breakdown

Total number of households	0
Total number of persons	0
Total number of Veterans	0

#### Gender

Woman (Girl if child)	0
Man (Boy if child)	0
Culturally Specific Identity	0
Transgender	0
Non-Binary	0
Questioning	0
Different Identity	0
More Than One Gender	0

#### Of those that selected More Than One Gender, how many people reported gender identities that:

Includes Woman (Girl if child)	0
Includes Man (Boy if child)	0
Includes Culturally Specific Identity	0
Includes Transgender	0
Includes Non-Binary	0
Includes Questioning	0
Includes Different Identity	0

#### Race

American Indian, Alaska Native, or Indigenous	0
American Indian, Alaska Native, or Indigenous & Hispanic/Latina/e/o	0
Asian or Asian American	0
Asian or Asian American & Hispanic/Latina/e/o	0
Black, African American, or African	0
Black, African American, or African & Hispanic/Latina/e/o	0
Hispanic/Latina/e/o	0
Middle Eastern or North African	0
Middle Eastern or North African & Hispanic/Latina/e/o	0
Native Hawaiian or Pacific Islander	0
Native Hawaiian or Pacific Islander & Hispanic/Latina/e/o	0
White	0
White & Hispanic/Latina/e/o	0

Multi-Racial & Hispanic/Latina/e/o	0
Multiple Races (not Hispanic/Latina/e/o)	0

**Chronically Homeless**

Total number of households	0
Total number of persons	0

# Veteran Households without Children

## Household and Person Breakdown

Total number of households	8
Total number of persons	8
Total Number of Veterans	8

## Gender

Woman (Girl if child)	3
Man (Boy if child)	5
Culturally Specific Identity	0
Transgender	0
Non-Binary	0
Questioning	0
Different Identity	0
More Than One Gender	0

### Of those that selected More Than One Gender, how many people reported gender identities that:

Includes Woman (Girl if child)	0
Includes Man (Boy if child)	0
Includes Culturally Specific Identity	0
Includes Transgender	0
Includes Non-Binary	0
Includes Questioning	0
Includes Different Identity	0

## Race

American Indian, Alaska Native, or Indigenous	0
American Indian, Alaska Native, or Indigenous & Hispanic/Latina/e/o	0
Asian or Asian American	0
Asian or Asian American & Hispanic/Latina/e/o	0
Black, African American, or African	0
Black, African American, or African & Hispanic/Latina/e/o	0
Hispanic/Latina/e/o	1
Middle Eastern or North African	0
Middle Eastern or North African & Hispanic/Latina/e/o	0
Native Hawaiian or Pacific Islander	0
Native Hawaiian or Pacific Islander & Hispanic/Latina/e/o	0
White	6
White & Hispanic/Latina/e/o	0
Multi-Racial & Hispanic/Latina/e/o	0
Multiple Races (not Hispanic/Latina/e/o)	0

## Chronically Homeless

Total number of households	2
Total number of persons	2

## Youth Households

### Unaccompanied Youth Households

#### Household and Person Breakdown

Total number of unaccompanied youth households	18
Total number of unaccompanied youth	18
Number of unaccompanied youth (under age 18)	1
Number of unaccompanied youth (age 18 to 24)	17

#### Gender

Woman (Girl if child)	5
Man (Boy if child)	9
Culturally Specific Identity	0
Transgender	0
Non-Binary	0
Questioning	0
Different Identity	0
More Than One Gender	0

#### Of those that selected More Than One Gender, how many people reported gender identities that:

Includes Woman (Girl if child)	0
Includes Man (Boy if child)	0
Includes Culturally Specific Identity	0
Includes Transgender	0
Includes Non-Binary	0
Includes Questioning	0
Includes Different Identity	0

#### Race

American Indian, Alaska Native, or Indigenous	1
American Indian, Alaska Native, or Indigenous & Hispanic/Latina/e/o	1
Asian or Asian American	0
Asian or Asian American & Hispanic/Latina/e/o	0
Black, African American, or African	1
Black, African American, or African & Hispanic/Latina/e/o	0
Hispanic/Latina/e/o	3
Middle Eastern or North African	0
Middle Eastern or North African & Hispanic/Latina/e/o	0
Native Hawaiian or Pacific Islander	0
Native Hawaiian or Pacific Islander & Hispanic/Latina/e/o	1
White	8



White & Hispanic/Latina/e/o	0
Multi-Racial & Hispanic/Latina/e/o	0
Multiple Races (not Hispanic/Latina/e/o)	0
<b>Chronically Homeless</b>	
Total number of persons	5

# Parenting Youth

## Household and Person Breakdown

Total number of parenting youth households	0
Total number of persons in parenting youth households	0
Total Parenting Youth (youth parents only)	0
Total Children in Parenting Youth Households	0
Number of parenting youth under age 18	0
Children in households with parenting youth under age 18	0
Number of parenting youth age 18 to 24	0
Children in households with parenting youth age 18 to 24	0

## Gender

Woman (Girl if child)	0
Man (Boy if child)	0
Culturally Specific Identity	0
Transgender	0
Non-Binary	0
Questioning	0
Different Identity	0
More Than One Gender	0

### Of those that selected More Than One Gender, how many people reported gender identities that:

Includes Woman (Girl if child)	0
Includes Man (Boy if child)	0
Includes Culturally Specific Identity	0
Includes Transgender	0
Includes Non-Binary	0
Includes Questioning	0
Includes Different Identity	0

## Race

American Indian, Alaska Native, or Indigenous	0
American Indian, Alaska Native, or Indigenous & Hispanic/Latina/e/o	0
Asian or Asian American	0
Asian or Asian American & Hispanic/Latina/e/o	0
Black, African American, or African	0
Black, African American, or African & Hispanic/Latina/e/o	0
Hispanic/Latina/e/o	0
Middle Eastern or North African	0
Middle Eastern or North African & Hispanic/Latina/e/o	0

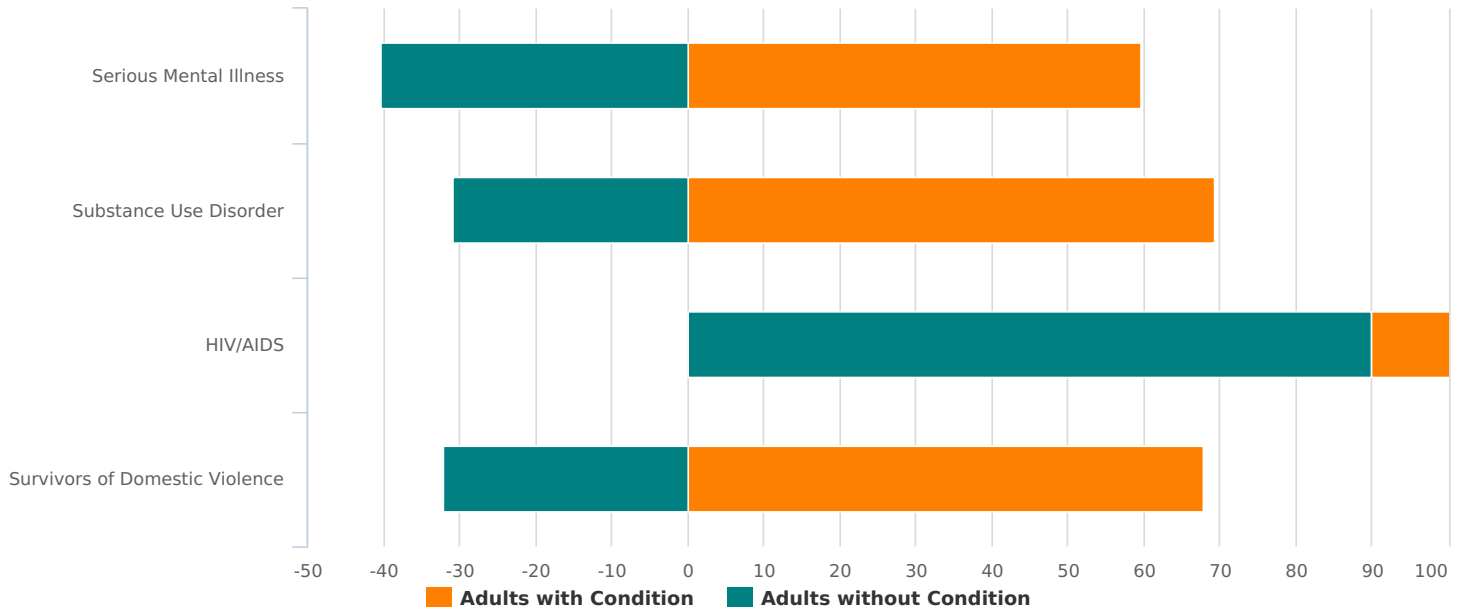
Native Hawaiian or Pacific Islander	0
Native Hawaiian or Pacific Islander & Hispanic/Latina/e/o	0
White	0
White & Hispanic/Latina/e/o	0
Multi-Racial & Hispanic/Latina/e/o	0
Multiple Races (not Hispanic/Latina/e/o)	0

**Chronically Homeless**

Total number of households	0
Total number of persons	0

## Additional Homeless Populations (Adults Only)

Adults with a Serious Mental Illness	31
Adults with a Substance Use Disorder	18
Adults with HIV/AIDS	1
Adult Survivors of Domestic Violence (optional)	19



## Observation Surveys

**Number of surveys:**

**14**

### Age Range

Under 5 years old	0
5-12 years old	0
13-17 years old	0
18-24 years old	1
25-34 years old	2
35-44 years old	7
45-54 years old	3
55-64 years old	0
65+ years old	1
<b>Total</b>	<b>14</b>

### What made you believe the person was experiencing homelessness?

Activity (Panhandling. Sleeping outside. Sleeping in vehicle. Etc.)	5
Appearance (Carrying personal belongings/ clothing that wouldn't protect from the elements)	7
Prior interactions/known to be unhoused	5
They are accessing services for those experiencing homelessness	3
They informed me they are unhoused	2
<b>Total</b>	<b>22</b>
<i>*multiple answers can be selected*</i>	

### Where did you encounter this individual?

Abandoned building/structure	0
Bus, train station, airport	0
Emergency Shelter	0
Outdoor encampment	2
Park	1
Service Provider (soup kitchen, day shelter, etc.)	3
Street or sidewalk	6
Transitional Housing	0
Under bridge/overpass	2
Vehicle	0
<b>Total</b>	<b>14</b>