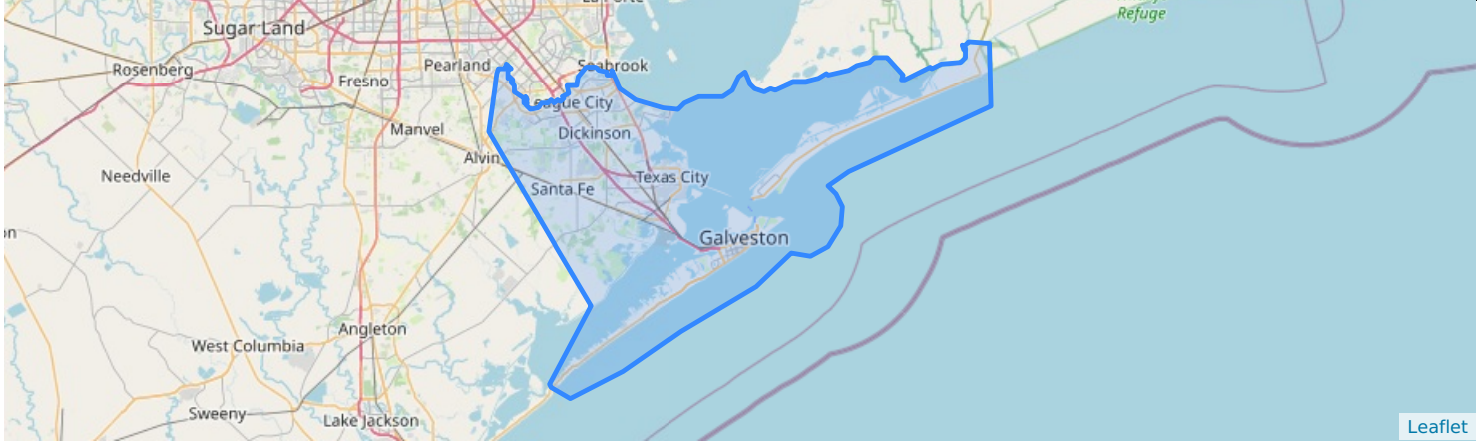
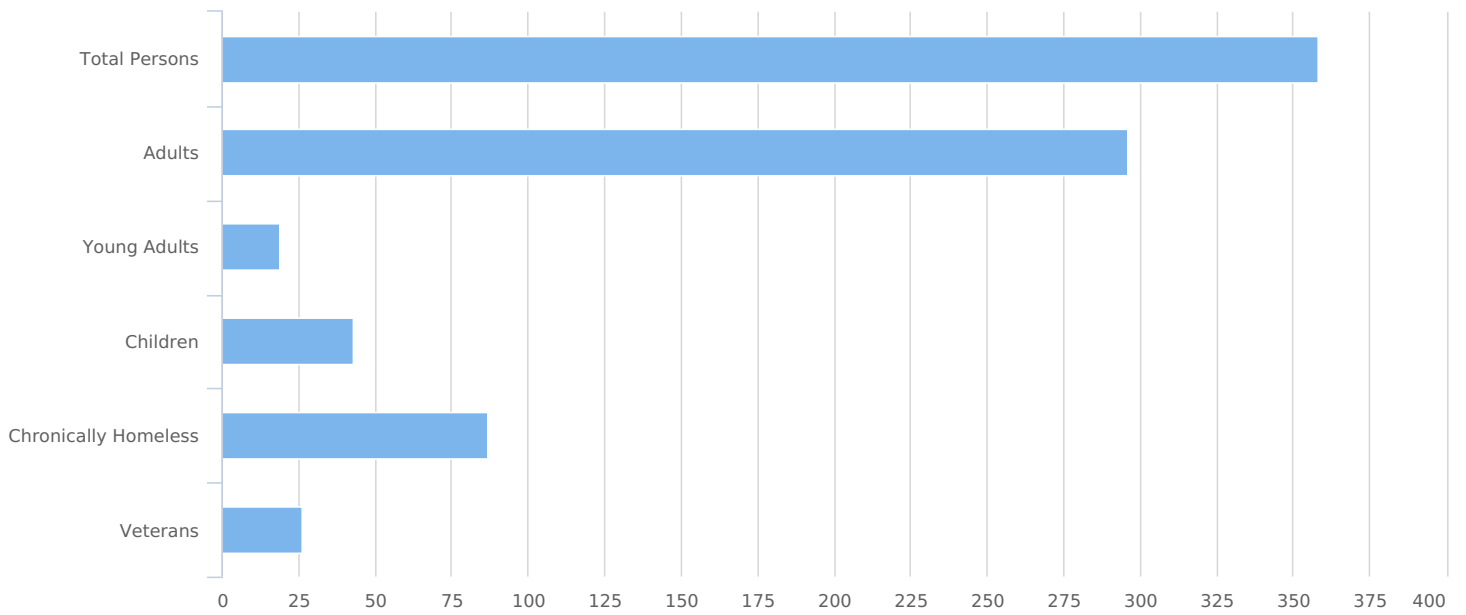


Count:	Texas Balance of State 2024 PIT Count	Geography:	Galveston
Created by:	Team,Data	Created on:	03/12/2024 2:45 PM

## Summary

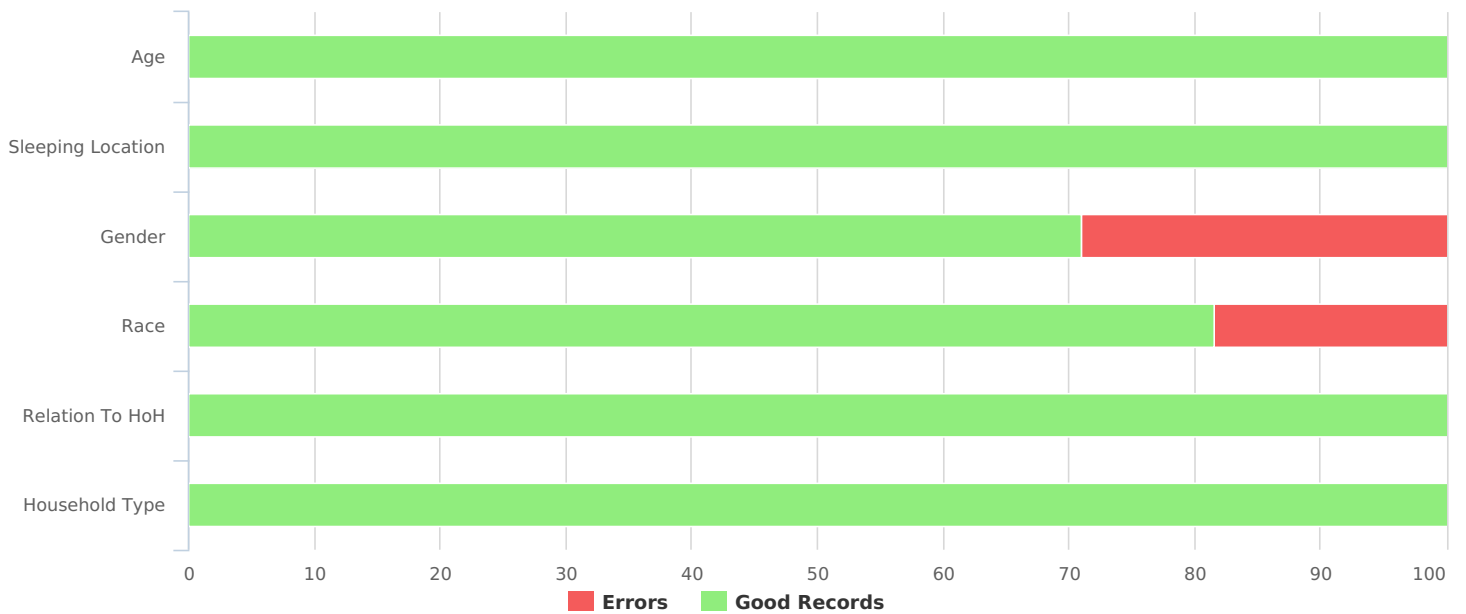


Total number of persons	358
Number of children (under age 18)	43
Number of youth (age 18 to 24)	19
Number of adults (age 25 to 34)	53
Number of adults (age 35 to 44)	52
Number of adults (age 45 to 54)	81
Number of adults (age 55 to 64)	79
Number of adults (age 65 or older)	31
Observed age 25 or older	0
Unknown Age	0
Chronically Homeless	87
Veterans	26



### Data Quality Checks

Persons Missing Age Information	0
Persons Missing Sleeping Location	0
Persons Missing Gender	104
Persons Missing Race	66
Persons Missing Relation to HoH	0
Persons with Unknown Household Type	0



## All Households

### Households with at Least One Adult and One Child

#### Household and Person Breakdown

Total number of households	1
Total number of persons	2
Number of children (under age 18)	1
Number of youth (age 18 to 24)	0
Number of adults (age 25 to 34)	0
Number of adults (age 35 to 44)	0
Number of adults (age 45 to 54)	1
Number of adults (age 55 to 64)	0
Number of adults (age 65 or older)	0
Observed age 25 or older	0

#### Gender

Woman (Girl if child)	0
Man (Boy if child)	0
Culturally Specific Identity	0
Transgender	0
Non-Binary	0
Questioning	0
Different Identity	0
More Than One Gender	0

#### Of those that selected More Than One Gender, how many people reported gender identities that:

Includes Woman (Girl if child)	0
Includes Man (Boy if child)	0
Includes Culturally Specific Identity	0
Includes Transgender	0
Includes Non-Binary	0
Includes Questioning	0
Includes Different Identity	0

#### Race

American Indian, Alaska Native, or Indigenous	0
American Indian, Alaska Native, or Indigenous & Hispanic/Latina/e/o	0
Asian or Asian American	0
Asian or Asian American & Hispanic/Latina/e/o	0
Black, African American, or African	0
Black, African American, or African & Hispanic/Latina/e/o	0

Hispanic/Latina/e/o	0
Middle Eastern or North African	0
Middle Eastern or North African & Hispanic/Latina/e/o	0
Native Hawaiian or Pacific Islander	0
Native Hawaiian or Pacific Islander & Hispanic/Latina/e/o	0
White	0
White & Hispanic/Latina/e/o	0
Multi-Racial & Hispanic/Latina/e/o	0
Multiple Races (not Hispanic/Latina/e/o)	0

### Chronically Homeless

Total number of households	0
Total number of persons	0

# Households without Children

## Household and Person Breakdown

Total number of households	311
Total number of persons	314
Number of youth (age 18 to 24)	19
Number of adults (age 25 to 34)	53
Number of adults (age 35 to 44)	52
Number of adults (age 45 to 54)	80
Number of adults (age 55 to 64)	79
Number of adults (age 65 or older)	31
Observed age 25 or older	0

## Gender

Woman (Girl if child)	63
Man (Boy if child)	142
Culturally Specific Identity	1
Transgender	3
Non-Binary	1
Questioning	0
Different Identity	0
More Than One Gender	1

### Of those that selected More Than One Gender, how many people reported gender identities that:

Includes Woman (Girl if child)	1
Includes Man (Boy if child)	0
Includes Culturally Specific Identity	0
Includes Transgender	0
Includes Non-Binary	1
Includes Questioning	0
Includes Different Identity	0

## Race

American Indian, Alaska Native, or Indigenous	4
American Indian, Alaska Native, or Indigenous & Hispanic/Latina/e/o	0
Asian or Asian American	6
Asian or Asian American & Hispanic/Latina/e/o	0
Black, African American, or African	84
Black, African American, or African & Hispanic/Latina/e/o	0
Hispanic/Latina/e/o	31
Middle Eastern or North African	0
Middle Eastern or North African & Hispanic/Latina/e/o	0

Native Hawaiian or Pacific Islander	1
Native Hawaiian or Pacific Islander & Hispanic/Latina/e/o	0
White	80
White & Hispanic/Latina/e/o	4
Multi-Racial & Hispanic/Latina/e/o	1
Multiple Races (not Hispanic/Latina/e/o)	3

### Chronically Homeless

Total number of persons	87
-------------------------	----

# Households with Only Children

## Household and Person Breakdown

Total number of households	42
Total number of children (persons under age 18)	42

## Gender

Woman (Girl if child)	31
Man (Boy if child)	5
Culturally Specific Identity	3
Transgender	1
Non-Binary	1
Questioning	1
Different Identity	0
More Than One Gender	0

### Of those that selected More Than One Gender, how many people reported gender identities that:

Includes Woman (Girl if child)	0
Includes Man (Boy if child)	0
Includes Culturally Specific Identity	0
Includes Transgender	0
Includes Non-Binary	0
Includes Questioning	0
Includes Different Identity	0

## Race

American Indian, Alaska Native, or Indigenous	6
American Indian, Alaska Native, or Indigenous & Hispanic/Latina/e/o	1
Asian or Asian American	7
Asian or Asian American & Hispanic/Latina/e/o	0
Black, African American, or African	3
Black, African American, or African & Hispanic/Latina/e/o	0
Hispanic/Latina/e/o	23
Middle Eastern or North African	0
Middle Eastern or North African & Hispanic/Latina/e/o	0
Native Hawaiian or Pacific Islander	0
Native Hawaiian or Pacific Islander & Hispanic/Latina/e/o	0
White	2
White & Hispanic/Latina/e/o	0
Multi-Racial & Hispanic/Latina/e/o	0
Multiple Races (not Hispanic/Latina/e/o)	0

## Chronically Homeless





## Demographic Totals

### What age range do you fall into?

Under 5 years old	0
5-12 years old	1
13-17 years old	42
18-24 years old	19
25-34 years old	53
35-44 years old	52
45-54 years old	81
55-64 years old	79
65+ years old	31
<b>Total</b>	<b>358</b>

## Personal Information

### Do you identify as lesbian, gay, bisexual, transgender, and/or queer (LGBTQ+)?

Yes	30
No	205
Don't Know	9
Refused	2
<b>Total</b>	<b>246</b>

### Have you been told or do you believe you have a chronic/ ongoing health condition that affects your ability to support yourself/family or live independently?

Yes	123
No	124
Client doesn't know	2
Client prefers not to answer	4
Data Not Collected	1
<b>Total</b>	<b>254</b>

### Have you been told or do you believe you have a physical disability that affects your ability to support yourself/family or live independently?

Yes	114
No	129
Client doesn't know	1
Client prefers not to answer	5
Data Not Collected	2
<b>Total</b>	<b>251</b>

### Have you been told or do you believe you have a developmental disability?

Yes	59
No	176
Client doesn't know	10
Client prefers not to answer	3
Data Not Collected	1
Total	249

## Experience with Homelessness

### Where are you sleeping tonight?

Abandoned building/structure	50
Bus, train station, airport	8
Outdoor encampment	27
Park	31
Street or Sidewalk	108
Under bridge/overpass	15
Vehicle	33
Total	272

### Is this the first time you've been homeless?

Yes	112
No	101
Client doesn't know	1
Client prefers not to answer	2
Total	216

### How old were you when you first became homeless?

17 or younger	0
18-24 years old	3
25-34 years old	14
35-44 years old	19
45-54 years old	46
55-61 years old	10
62+ years old	3
Person Doesn't Know	1
Person refused	2
Total	98

**How many months did you stay in shelter or on the streets over the past 3 years?**

0 to 3 months	19
4 to 6 months	13
7 to 11 months	6
Between 1 and 2 years	16
Between 2 and 3 years	9
3 years or more	35
Total	98

**How many separate times have you stayed in sheltered or on the streets in the past 3 years?**

Fewer than 4	44
4 or more times	49
Don't Know	2
Refused	2
Total	97

**How many months have you been homeless this time?**

0 to 3 months	49
4 to 6 months	27
7 to 11 months	26
Between 1 and 2 years	32
Between 2 and 3 years	20
3 years or more	56
Total	210

## Veteran Households

### Veteran Households with at Least One Adult and One Child

#### Household and Person Breakdown

Total number of households	0
Total number of persons	0
Total number of Veterans	0

#### Gender

Woman (Girl if child)	0
Man (Boy if child)	0
Culturally Specific Identity	0
Transgender	0
Non-Binary	0
Questioning	0
Different Identity	0
More Than One Gender	0

#### Of those that selected More Than One Gender, how many people reported gender identities that:

Includes Woman (Girl if child)	0
Includes Man (Boy if child)	0
Includes Culturally Specific Identity	0
Includes Transgender	0
Includes Non-Binary	0
Includes Questioning	0
Includes Different Identity	0

#### Race

American Indian, Alaska Native, or Indigenous	0
American Indian, Alaska Native, or Indigenous & Hispanic/Latina/e/o	0
Asian or Asian American	0
Asian or Asian American & Hispanic/Latina/e/o	0
Black, African American, or African	0
Black, African American, or African & Hispanic/Latina/e/o	0
Hispanic/Latina/e/o	0
Middle Eastern or North African	0
Middle Eastern or North African & Hispanic/Latina/e/o	0
Native Hawaiian or Pacific Islander	0
Native Hawaiian or Pacific Islander & Hispanic/Latina/e/o	0
White	0
White & Hispanic/Latina/e/o	0

Multi-Racial & Hispanic/Latina/e/o	0
Multiple Races (not Hispanic/Latina/e/o)	0

### Chronically Homeless

Total number of households	0
Total number of persons	0

# Veteran Households without Children

## Household and Person Breakdown

Total number of households	26
Total number of persons	26
Total Number of Veterans	26

## Gender

Woman (Girl if child)	6
Man (Boy if child)	19
Culturally Specific Identity	0
Transgender	1
Non-Binary	0
Questioning	0
Different Identity	0
More Than One Gender	0

### Of those that selected More Than One Gender, how many people reported gender identities that:

Includes Woman (Girl if child)	0
Includes Man (Boy if child)	0
Includes Culturally Specific Identity	0
Includes Transgender	0
Includes Non-Binary	0
Includes Questioning	0
Includes Different Identity	0

## Race

American Indian, Alaska Native, or Indigenous	2
American Indian, Alaska Native, or Indigenous & Hispanic/Latina/e/o	0
Asian or Asian American	1
Asian or Asian American & Hispanic/Latina/e/o	0
Black, African American, or African	9
Black, African American, or African & Hispanic/Latina/e/o	0
Hispanic/Latina/e/o	0
Middle Eastern or North African	0
Middle Eastern or North African & Hispanic/Latina/e/o	0
Native Hawaiian or Pacific Islander	1
Native Hawaiian or Pacific Islander & Hispanic/Latina/e/o	0
White	12
White & Hispanic/Latina/e/o	0
Multi-Racial & Hispanic/Latina/e/o	0
Multiple Races (not Hispanic/Latina/e/o)	1

## Chronically Homeless

Total number of households	14
Total number of persons	14

## Youth Households

### Unaccompanied Youth Households

#### Household and Person Breakdown

Total number of unaccompanied youth households	61
Total number of unaccompanied youth	61
Number of unaccompanied youth (under age 18)	42
Number of unaccompanied youth (age 18 to 24)	19

#### Gender

Woman (Girl if child)	41
Man (Boy if child)	7
Culturally Specific Identity	3
Transgender	2
Non-Binary	1
Questioning	1
Different Identity	0
More Than One Gender	1

#### Of those that selected More Than One Gender, how many people reported gender identities that:

Includes Woman (Girl if child)	1
Includes Man (Boy if child)	0
Includes Culturally Specific Identity	0
Includes Transgender	0
Includes Non-Binary	1
Includes Questioning	0
Includes Different Identity	0

#### Race

American Indian, Alaska Native, or Indigenous	7
American Indian, Alaska Native, or Indigenous & Hispanic/Latina/e/o	1
Asian or Asian American	10
Asian or Asian American & Hispanic/Latina/e/o	0
Black, African American, or African	5
Black, African American, or African & Hispanic/Latina/e/o	0
Hispanic/Latina/e/o	30
Middle Eastern or North African	0
Middle Eastern or North African & Hispanic/Latina/e/o	0
Native Hawaiian or Pacific Islander	0
Native Hawaiian or Pacific Islander & Hispanic/Latina/e/o	0
White	3



White & Hispanic/Latina/e/o	0
Multi-Racial & Hispanic/Latina/e/o	0
Multiple Races (not Hispanic/Latina/e/o)	0
<b>Chronically Homeless</b>	
Total number of persons	2

# Parenting Youth

## Household and Person Breakdown

Total number of parenting youth households	0
Total number of persons in parenting youth households	0
Total Parenting Youth (youth parents only)	0
Total Children in Parenting Youth Households	0
Number of parenting youth under age 18	0
Children in households with parenting youth under age 18	0
Number of parenting youth age 18 to 24	0
Children in households with parenting youth age 18 to 24	0

## Gender

Woman (Girl if child)	0
Man (Boy if child)	0
Culturally Specific Identity	0
Transgender	0
Non-Binary	0
Questioning	0
Different Identity	0
More Than One Gender	0

### Of those that selected More Than One Gender, how many people reported gender identities that:

Includes Woman (Girl if child)	0
Includes Man (Boy if child)	0
Includes Culturally Specific Identity	0
Includes Transgender	0
Includes Non-Binary	0
Includes Questioning	0
Includes Different Identity	0

## Race

American Indian, Alaska Native, or Indigenous	0
American Indian, Alaska Native, or Indigenous & Hispanic/Latina/e/o	0
Asian or Asian American	0
Asian or Asian American & Hispanic/Latina/e/o	0
Black, African American, or African	0
Black, African American, or African & Hispanic/Latina/e/o	0
Hispanic/Latina/e/o	0
Middle Eastern or North African	0
Middle Eastern or North African & Hispanic/Latina/e/o	0

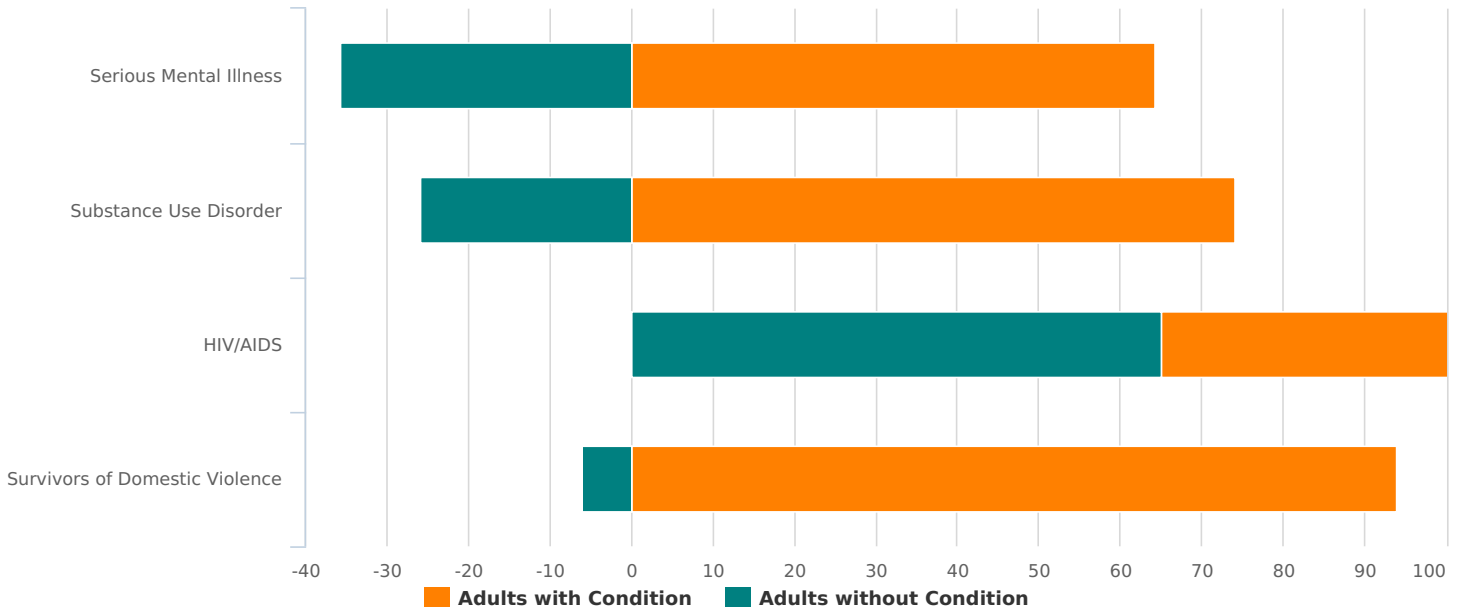
Native Hawaiian or Pacific Islander	0
Native Hawaiian or Pacific Islander & Hispanic/Latina/e/o	0
White	0
White & Hispanic/Latina/e/o	0
Multi-Racial & Hispanic/Latina/e/o	0
Multiple Races (not Hispanic/Latina/e/o)	0

**Chronically Homeless**

Total number of households	0
Total number of persons	0

## Additional Homeless Populations (Adults Only)

Adults with a Serious Mental Illness	97
Adults with a Substance Use Disorder	66
Adults with HIV/AIDS	15
Adult Survivors of Domestic Violence (optional)	46



## Observation Surveys

**Number of surveys:** **51**

### Age Range

Under 5 years old	0
5-12 years old	0
13-17 years old	0
18-24 years old	3
25-34 years old	13
35-44 years old	11
45-54 years old	10
55-64 years old	11
65+ years old	3
<b>Total</b>	<b>51</b>

### What made you believe the person was experiencing homelessness?

Activity (Panhandling. Sleeping outside. Sleeping in vehicle. Etc.)	24
Appearance (Carrying personal belongings/ clothing that wouldn't protect from the elements)	35
Prior interactions/known to be unhoused	11
They are accessing services for those experiencing homelessness	7
They informed me they are unhoused	6
<b>Total</b>	<b>83</b>
<i>*multiple answers can be selected*</i>	

### Where did you encounter this individual?

Abandoned building/structure	3
Bus, train station, airport	2
Emergency Shelter	0
Outdoor encampment	5
Park	1
Service Provider (soup kitchen, day shelter, etc.)	12
Street or sidewalk	21
Transitional Housing	0
Under bridge/overpass	5
Vehicle	2
<b>Total</b>	<b>51</b>