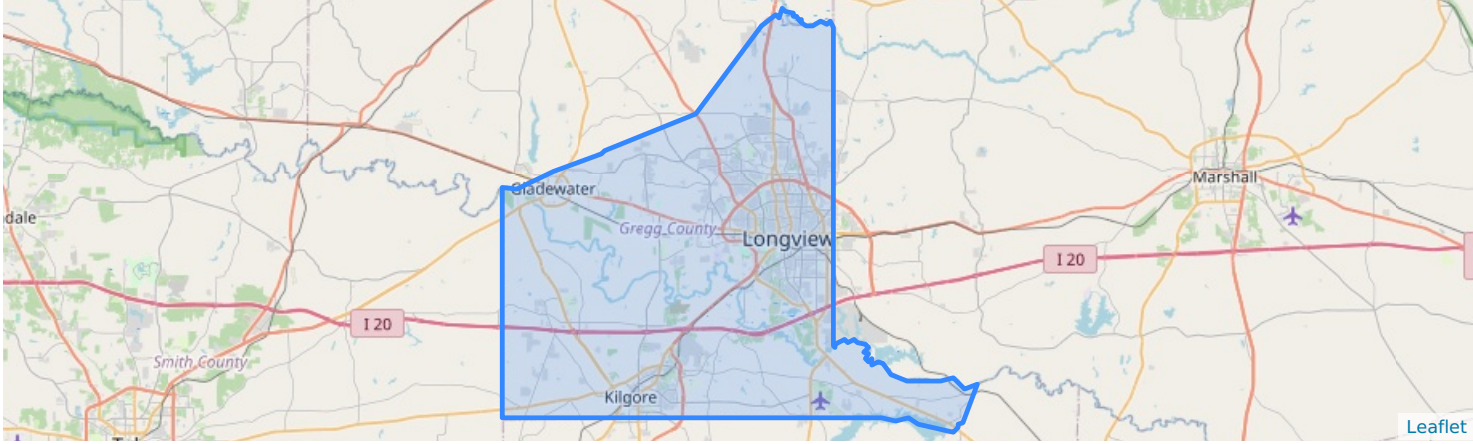
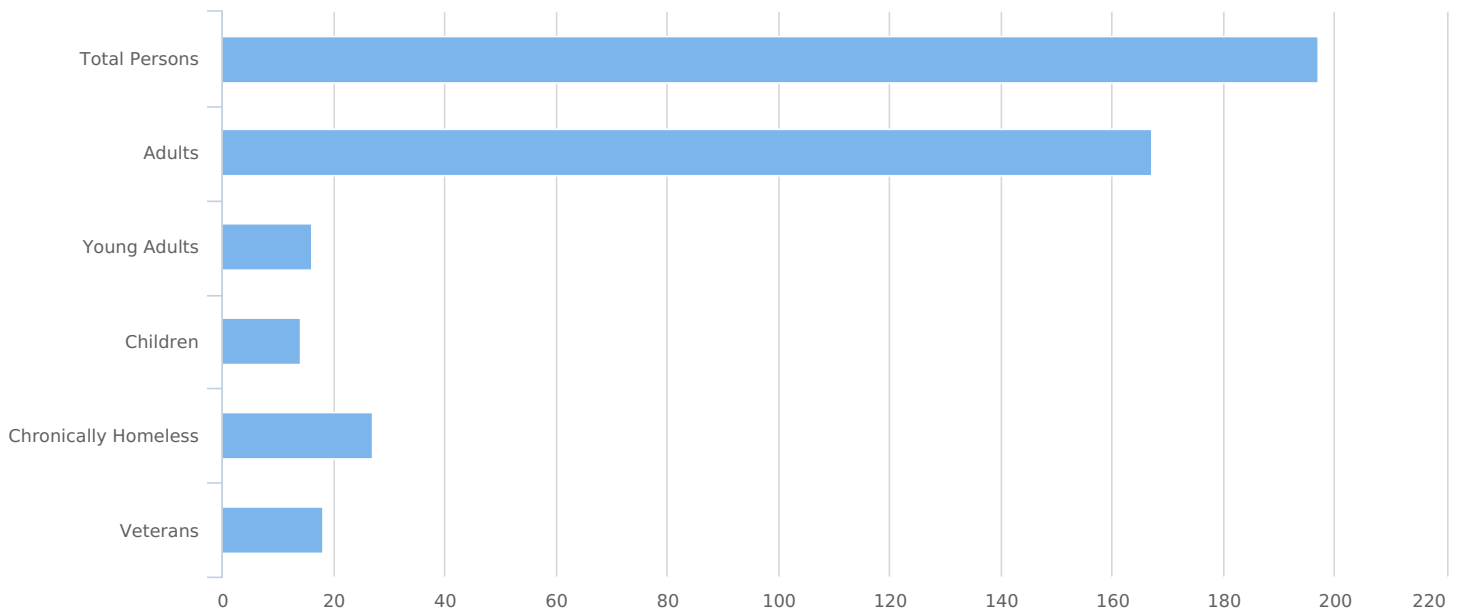


|             |                                       |             |                     |
|-------------|---------------------------------------|-------------|---------------------|
| Count:      | Texas Balance of State 2024 PIT Count | Geography:  | Gregg               |
| Created by: | Paredes,Ava                           | Created on: | 03/11/2024 10:59 AM |

## Summary

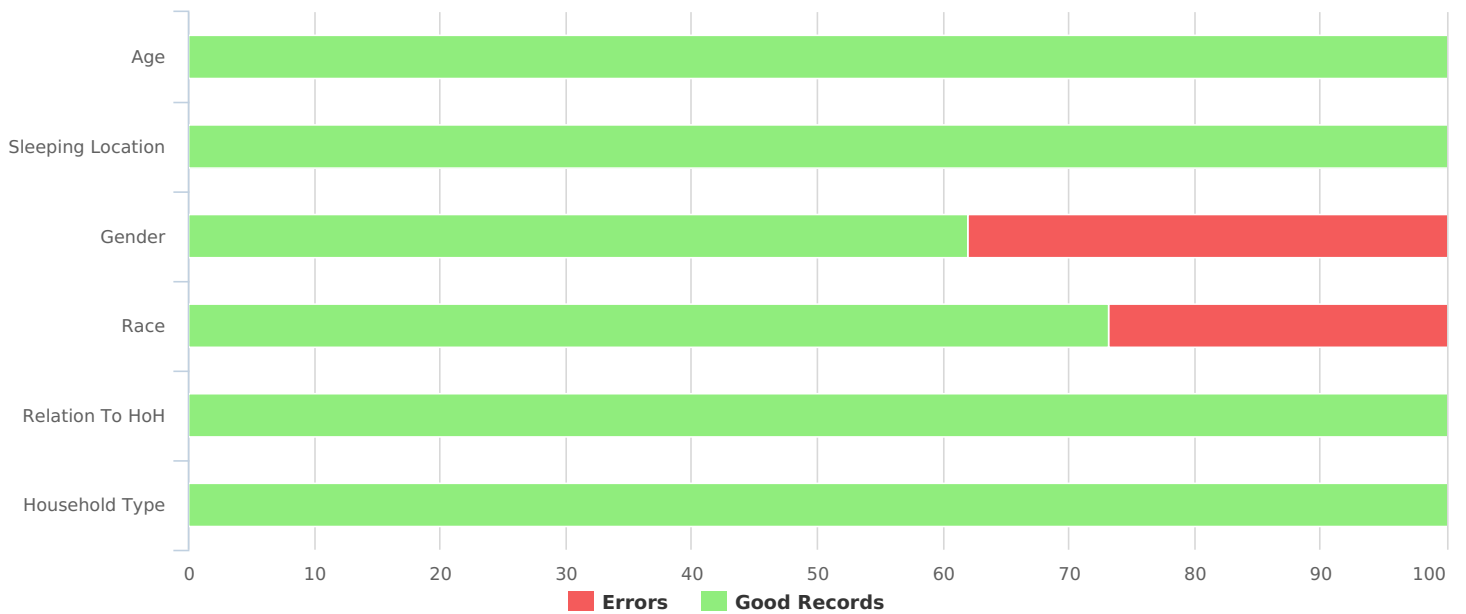


|                                    |     |
|------------------------------------|-----|
| Total number of persons            | 197 |
| Number of children (under age 18)  | 14  |
| Number of youth (age 18 to 24)     | 16  |
| Number of adults (age 25 to 34)    | 31  |
| Number of adults (age 35 to 44)    | 37  |
| Number of adults (age 45 to 54)    | 41  |
| Number of adults (age 55 to 64)    | 38  |
| Number of adults (age 65 or older) | 20  |
| Observed age 25 or older           | 0   |
| Unknown Age                        | 0   |
| Chronically Homeless               | 27  |
| Veterans                           | 18  |



### Data Quality Checks

|                                     |    |
|-------------------------------------|----|
| Persons Missing Age Information     | 0  |
| Persons Missing Sleeping Location   | 0  |
| Persons Missing Gender              | 75 |
| Persons Missing Race                | 53 |
| Persons Missing Relation to HoH     | 0  |
| Persons with Unknown Household Type | 0  |



## All Households

### Households with at Least One Adult and One Child

#### Household and Person Breakdown

|                                    |    |
|------------------------------------|----|
| Total number of households         | 6  |
| Total number of persons            | 23 |
| Number of children (under age 18)  | 14 |
| Number of youth (age 18 to 24)     | 2  |
| Number of adults (age 25 to 34)    | 4  |
| Number of adults (age 35 to 44)    | 1  |
| Number of adults (age 45 to 54)    | 2  |
| Number of adults (age 55 to 64)    | 0  |
| Number of adults (age 65 or older) | 0  |
| Observed age 25 or older           | 0  |

#### Gender

|                              |   |
|------------------------------|---|
| Woman (Girl if child)        | 1 |
| Man (Boy if child)           | 1 |
| Culturally Specific Identity | 0 |
| Transgender                  | 0 |
| Non-Binary                   | 0 |
| Questioning                  | 0 |
| Different Identity           | 0 |
| More Than One Gender         | 0 |

#### Of those that selected More Than One Gender, how many people reported gender identities that:

|                                       |   |
|---------------------------------------|---|
| Includes Woman (Girl if child)        | 0 |
| Includes Man (Boy if child)           | 0 |
| Includes Culturally Specific Identity | 0 |
| Includes Transgender                  | 0 |
| Includes Non-Binary                   | 0 |
| Includes Questioning                  | 0 |
| Includes Different Identity           | 0 |

#### Race

|   |   |
|---|---|
| American Indian, Alaska Native, or Indigenous                       | 0 |
| American Indian, Alaska Native, or Indigenous & Hispanic/Latina/e/o | 0 |
| Asian or Asian American   | 0 |
| Asian or Asian American & Hispanic/Latina/e/o                       | 0 |
| Black, African American, or African                                 | 0 |
| Black, African American, or African & Hispanic/Latina/e/o           | 0 |

|   |   |
|---|---|
| Hispanic/Latina/e/o                                       | 0 |
| Middle Eastern or North African                           | 0 |
| Middle Eastern or North African & Hispanic/Latina/e/o     | 0 |
| Native Hawaiian or Pacific Islander                       | 0 |
| Native Hawaiian or Pacific Islander & Hispanic/Latina/e/o | 0 |
| White   | 2 |
| White & Hispanic/Latina/e/o                               | 0 |
| Multi-Racial & Hispanic/Latina/e/o                        | 0 |
| Multiple Races (not Hispanic/Latina/e/o)                  | 0 |

### Chronically Homeless

|                            |   |
|----------------------------|---|
| Total number of households | 0 |
| Total number of persons    | 0 |

# Households without Children

## Household and Person Breakdown

|                                    |     |
|------------------------------------|-----|
| Total number of households         | 169 |
| Total number of persons            | 174 |
| Number of youth (age 18 to 24)     | 14  |
| Number of adults (age 25 to 34)    | 27  |
| Number of adults (age 35 to 44)    | 36  |
| Number of adults (age 45 to 54)    | 39  |
| Number of adults (age 55 to 64)    | 38  |
| Number of adults (age 65 or older) | 20  |
| Observed age 25 or older           | 0   |

## Gender

|                              |    |
|------------------------------|----|
| Woman (Girl if child)        | 46 |
| Man (Boy if child)           | 73 |
| Culturally Specific Identity | 0  |
| Transgender                  | 1  |
| Non-Binary                   | 0  |
| Questioning                  | 0  |
| Different Identity           | 0  |
| More Than One Gender         | 0  |

### Of those that selected More Than One Gender, how many people reported gender identities that:

|                                       |   |
|---------------------------------------|---|
| Includes Woman (Girl if child)        | 0 |
| Includes Man (Boy if child)           | 0 |
| Includes Culturally Specific Identity | 0 |
| Includes Transgender                  | 0 |
| Includes Non-Binary                   | 0 |
| Includes Questioning                  | 0 |
| Includes Different Identity           | 0 |

## Race

|   |    |
|---|----|
| American Indian, Alaska Native, or Indigenous                       | 1  |
| American Indian, Alaska Native, or Indigenous & Hispanic/Latina/e/o | 0  |
| Asian or Asian American   | 2  |
| Asian or Asian American & Hispanic/Latina/e/o                       | 0  |
| Black, African American, or African                                 | 37 |
| Black, African American, or African & Hispanic/Latina/e/o           | 0  |
| Hispanic/Latina/e/o   | 5  |
| Middle Eastern or North African                                     | 0  |
| Middle Eastern or North African & Hispanic/Latina/e/o               | 0  |

|   |    |
|---|----|
| Native Hawaiian or Pacific Islander                       | 0  |
| Native Hawaiian or Pacific Islander & Hispanic/Latina/e/o | 0  |
| White   | 68 |
| White & Hispanic/Latina/e/o                               | 2  |
| Multi-Racial & Hispanic/Latina/e/o                        | 1  |
| Multiple Races (not Hispanic/Latina/e/o)                  | 3  |

**Chronically Homeless**

|                         |    |
|-------------------------|----|
| Total number of persons | 27 |
|-------------------------|----|

# Households with Only Children

## Household and Person Breakdown

|   |   |
|---|---|
| Total number of households                      | 0 |
| Total number of children (persons under age 18) | 0 |

## Gender

|                              |   |
|------------------------------|---|
| Woman (Girl if child)        | 0 |
| Man (Boy if child)           | 0 |
| Culturally Specific Identity | 0 |
| Transgender                  | 0 |
| Non-Binary                   | 0 |
| Questioning                  | 0 |
| Different Identity           | 0 |
| More Than One Gender         | 0 |

### Of those that selected More Than One Gender, how many people reported gender identities that:

|                                       |   |
|---------------------------------------|---|
| Includes Woman (Girl if child)        | 0 |
| Includes Man (Boy if child)           | 0 |
| Includes Culturally Specific Identity | 0 |
| Includes Transgender                  | 0 |
| Includes Non-Binary                   | 0 |
| Includes Questioning                  | 0 |
| Includes Different Identity           | 0 |

## Race

|   |   |
|---|---|
| American Indian, Alaska Native, or Indigenous                       | 0 |
| American Indian, Alaska Native, or Indigenous & Hispanic/Latina/e/o | 0 |
| Asian or Asian American   | 0 |
| Asian or Asian American & Hispanic/Latina/e/o                       | 0 |
| Black, African American, or African                                 | 0 |
| Black, African American, or African & Hispanic/Latina/e/o           | 0 |
| Hispanic/Latina/e/o   | 0 |
| Middle Eastern or North African                                     | 0 |
| Middle Eastern or North African & Hispanic/Latina/e/o               | 0 |
| Native Hawaiian or Pacific Islander                                 | 0 |
| Native Hawaiian or Pacific Islander & Hispanic/Latina/e/o           | 0 |
| White   | 0 |
| White & Hispanic/Latina/e/o   | 0 |
| Multi-Racial & Hispanic/Latina/e/o                                  | 0 |
| Multiple Races (not Hispanic/Latina/e/o)                            | 0 |

## Chronically Homeless





## Demographic Totals

### What age range do you fall into?

|                   |     |
|-------------------|-----|
| Under 5 years old | 4   |
| 5-12 years old    | 7   |
| 13-17 years old   | 3   |
| 18-24 years old   | 16  |
| 25-34 years old   | 31  |
| 35-44 years old   | 37  |
| 45-54 years old   | 41  |
| 55-64 years old   | 38  |
| 65+ years old     | 20  |
| Total             | 197 |

## Personal Information

### Do you identify as lesbian, gay, bisexual, transgender, and/or queer (LGBTQ+)?

|            |     |
|------------|-----|
| Yes        | 9   |
| No         | 112 |
| Don't Know | 0   |
| Refused    | 1   |
| Total      | 122 |

### Have you been told or do you believe you have a chronic/ ongoing health condition that affects your ability to support yourself/family or live independently?

|                              |     |
|------------------------------|-----|
| Yes                          | 48  |
| No                           | 72  |
| Client doesn't know          | 1   |
| Client prefers not to answer | 0   |
| Data Not Collected           | 0   |
| Total                        | 121 |

### Have you been told or do you believe you have a physical disability that affects your ability to support yourself/family or live independently?

|                              |     |
|------------------------------|-----|
| Yes                          | 41  |
| No                           | 78  |
| Client doesn't know          | 1   |
| Client prefers not to answer | 0   |
| Data Not Collected           | 0   |
| Total                        | 120 |

### Have you been told or do you believe you have a developmental disability?

|                              |     |
|------------------------------|-----|
| Yes                          | 10  |
| No                           | 109 |
| Client doesn't know          | 2   |
| Client prefers not to answer | 0   |
| Data Not Collected           | 0   |
| Total                        | 121 |

## Experience with Homelessness

### Where are you sleeping tonight?

|                              |    |
|------------------------------|----|
| Abandoned building/structure | 14 |
| Bus, train station, airport  | 0  |
| Outdoor encampment           | 12 |
| Park                         | 1  |
| Street or Sidewalk           | 18 |
| Under bridge/overpass        | 0  |
| Vehicle                      | 7  |
| Total                        | 52 |

### Is this the first time you've been homeless?

|                              |     |
|------------------------------|-----|
| Yes                          | 67  |
| No                           | 53  |
| Client doesn't know          | 0   |
| Client prefers not to answer | 0   |
| Total                        | 120 |

### How old were you when you first became homeless?

|                     |    |
|---------------------|----|
| 17 or younger       | 0  |
| 18-24 years old     | 0  |
| 25-34 years old     | 0  |
| 35-44 years old     | 15 |
| 45-54 years old     | 29 |
| 55-61 years old     | 3  |
| 62+ years old       | 3  |
| Person Doesn't Know | 2  |
| Person refused      | 0  |
| Total               | 52 |

**How many months did you stay in shelter or on the streets over the past 3 years?**

|                       |    |
|-----------------------|----|
| 0 to 3 months         | 10 |
| 4 to 6 months         | 14 |
| 7 to 11 months        | 7  |
| Between 1 and 2 years | 11 |
| Between 2 and 3 years | 7  |
| 3 years or more       | 2  |
| Total                 | 51 |

**How many separate times have you stayed in sheltered or on the streets in the past 3 years?**

|                 |    |
|-----------------|----|
| Fewer than 4    | 32 |
| 4 or more times | 20 |
| Don't Know      | 0  |
| Refused         | 0  |
| Total           | 52 |

**How many months have you been homeless this time?**

|                       |     |
|-----------------------|-----|
| 0 to 3 months         | 49  |
| 4 to 6 months         | 17  |
| 7 to 11 months        | 22  |
| Between 1 and 2 years | 19  |
| Between 2 and 3 years | 3   |
| 3 years or more       | 9   |
| Total                 | 119 |

## Veteran Households

### Veteran Households with at Least One Adult and One Child

#### Household and Person Breakdown

|                            |   |
|----------------------------|---|
| Total number of households | 0 |
| Total number of persons    | 0 |
| Total number of Veterans   | 0 |

#### Gender

|                              |   |
|------------------------------|---|
| Woman (Girl if child)        | 0 |
| Man (Boy if child)           | 0 |
| Culturally Specific Identity | 0 |
| Transgender                  | 0 |
| Non-Binary                   | 0 |
| Questioning                  | 0 |
| Different Identity           | 0 |
| More Than One Gender         | 0 |

#### Of those that selected More Than One Gender, how many people reported gender identities that:

|                                       |   |
|---------------------------------------|---|
| Includes Woman (Girl if child)        | 0 |
| Includes Man (Boy if child)           | 0 |
| Includes Culturally Specific Identity | 0 |
| Includes Transgender                  | 0 |
| Includes Non-Binary                   | 0 |
| Includes Questioning                  | 0 |
| Includes Different Identity           | 0 |

#### Race

|   |   |
|---|---|
| American Indian, Alaska Native, or Indigenous                       | 0 |
| American Indian, Alaska Native, or Indigenous & Hispanic/Latina/e/o | 0 |
| Asian or Asian American   | 0 |
| Asian or Asian American & Hispanic/Latina/e/o                       | 0 |
| Black, African American, or African                                 | 0 |
| Black, African American, or African & Hispanic/Latina/e/o           | 0 |
| Hispanic/Latina/e/o   | 0 |
| Middle Eastern or North African                                     | 0 |
| Middle Eastern or North African & Hispanic/Latina/e/o               | 0 |
| Native Hawaiian or Pacific Islander                                 | 0 |
| Native Hawaiian or Pacific Islander & Hispanic/Latina/e/o           | 0 |
| White   | 0 |
| White & Hispanic/Latina/e/o   | 0 |

|  |   |
|--|---|
| Multi-Racial & Hispanic/Latina/e/o       | 0 |
| Multiple Races (not Hispanic/Latina/e/o) | 0 |

### Chronically Homeless

|                            |   |
|----------------------------|---|
| Total number of households | 0 |
| Total number of persons    | 0 |

# Veteran Households without Children

## Household and Person Breakdown

|                            |    |
|----------------------------|----|
| Total number of households | 18 |
| Total number of persons    | 19 |
| Total Number of Veterans   | 18 |

## Gender

|                              |    |
|------------------------------|----|
| Woman (Girl if child)        | 2  |
| Man (Boy if child)           | 17 |
| Culturally Specific Identity | 0  |
| Transgender                  | 0  |
| Non-Binary                   | 0  |
| Questioning                  | 0  |
| Different Identity           | 0  |
| More Than One Gender         | 0  |

### Of those that selected More Than One Gender, how many people reported gender identities that:

|                                       |   |
|---------------------------------------|---|
| Includes Woman (Girl if child)        | 0 |
| Includes Man (Boy if child)           | 0 |
| Includes Culturally Specific Identity | 0 |
| Includes Transgender                  | 0 |
| Includes Non-Binary                   | 0 |
| Includes Questioning                  | 0 |
| Includes Different Identity           | 0 |

## Race

|   |    |
|---|----|
| American Indian, Alaska Native, or Indigenous                       | 0  |
| American Indian, Alaska Native, or Indigenous & Hispanic/Latina/e/o | 0  |
| Asian or Asian American   | 1  |
| Asian or Asian American & Hispanic/Latina/e/o                       | 0  |
| Black, African American, or African                                 | 5  |
| Black, African American, or African & Hispanic/Latina/e/o           | 0  |
| Hispanic/Latina/e/o   | 1  |
| Middle Eastern or North African                                     | 0  |
| Middle Eastern or North African & Hispanic/Latina/e/o               | 0  |
| Native Hawaiian or Pacific Islander                                 | 0  |
| Native Hawaiian or Pacific Islander & Hispanic/Latina/e/o           | 0  |
| White   | 11 |
| White & Hispanic/Latina/e/o   | 0  |
| Multi-Racial & Hispanic/Latina/e/o                                  | 0  |
| Multiple Races (not Hispanic/Latina/e/o)                            | 1  |

## Chronically Homeless

|                            |   |
|----------------------------|---|
| Total number of households | 4 |
| Total number of persons    | 4 |

## Youth Households

### Unaccompanied Youth Households

#### Household and Person Breakdown

|  |    |
|--|----|
| Total number of unaccompanied youth households | 12 |
| Total number of unaccompanied youth            | 12 |
| Number of unaccompanied youth (under age 18)   | 0  |
| Number of unaccompanied youth (age 18 to 24)   | 12 |

#### Gender

|                              |   |
|------------------------------|---|
| Woman (Girl if child)        | 3 |
| Man (Boy if child)           | 5 |
| Culturally Specific Identity | 0 |
| Transgender                  | 0 |
| Non-Binary                   | 0 |
| Questioning                  | 0 |
| Different Identity           | 0 |
| More Than One Gender         | 0 |

#### Of those that selected More Than One Gender, how many people reported gender identities that:

|                                       |   |
|---------------------------------------|---|
| Includes Woman (Girl if child)        | 0 |
| Includes Man (Boy if child)           | 0 |
| Includes Culturally Specific Identity | 0 |
| Includes Transgender                  | 0 |
| Includes Non-Binary                   | 0 |
| Includes Questioning                  | 0 |
| Includes Different Identity           | 0 |

#### Race

|   |   |
|---|---|
| American Indian, Alaska Native, or Indigenous                       | 0 |
| American Indian, Alaska Native, or Indigenous & Hispanic/Latina/e/o | 0 |
| Asian or Asian American   | 0 |
| Asian or Asian American & Hispanic/Latina/e/o                       | 0 |
| Black, African American, or African                                 | 2 |
| Black, African American, or African & Hispanic/Latina/e/o           | 0 |
| Hispanic/Latina/e/o   | 1 |
| Middle Eastern or North African                                     | 0 |
| Middle Eastern or North African & Hispanic/Latina/e/o               | 0 |
| Native Hawaiian or Pacific Islander                                 | 0 |
| Native Hawaiian or Pacific Islander & Hispanic/Latina/e/o           | 0 |
| White   | 5 |



|  |   |
|--|---|
| White & Hispanic/Latina/e/o              | 0 |
| Multi-Racial & Hispanic/Latina/e/o       | 0 |
| Multiple Races (not Hispanic/Latina/e/o) | 0 |
| <b>Chronically Homeless</b>              |   |
| Total number of persons                  | 0 |

# Parenting Youth

## Household and Person Breakdown

|  |   |
|--|---|
| Total number of parenting youth households               | 0 |
| Total number of persons in parenting youth households    | 0 |
| Total Parenting Youth (youth parents only)               | 0 |
| Total Children in Parenting Youth Households             | 0 |
| Number of parenting youth under age 18                   | 0 |
| Children in households with parenting youth under age 18 | 0 |
| Number of parenting youth age 18 to 24                   | 0 |
| Children in households with parenting youth age 18 to 24 | 0 |

## Gender

|                              |   |
|------------------------------|---|
| Woman (Girl if child)        | 0 |
| Man (Boy if child)           | 0 |
| Culturally Specific Identity | 0 |
| Transgender                  | 0 |
| Non-Binary                   | 0 |
| Questioning                  | 0 |
| Different Identity           | 0 |
| More Than One Gender         | 0 |

### Of those that selected More Than One Gender, how many people reported gender identities that:

|                                       |   |
|---------------------------------------|---|
| Includes Woman (Girl if child)        | 0 |
| Includes Man (Boy if child)           | 0 |
| Includes Culturally Specific Identity | 0 |
| Includes Transgender                  | 0 |
| Includes Non-Binary                   | 0 |
| Includes Questioning                  | 0 |
| Includes Different Identity           | 0 |

## Race

|   |   |
|---|---|
| American Indian, Alaska Native, or Indigenous                       | 0 |
| American Indian, Alaska Native, or Indigenous & Hispanic/Latina/e/o | 0 |
| Asian or Asian American   | 0 |
| Asian or Asian American & Hispanic/Latina/e/o                       | 0 |
| Black, African American, or African                                 | 0 |
| Black, African American, or African & Hispanic/Latina/e/o           | 0 |
| Hispanic/Latina/e/o   | 0 |
| Middle Eastern or North African                                     | 0 |
| Middle Eastern or North African & Hispanic/Latina/e/o               | 0 |

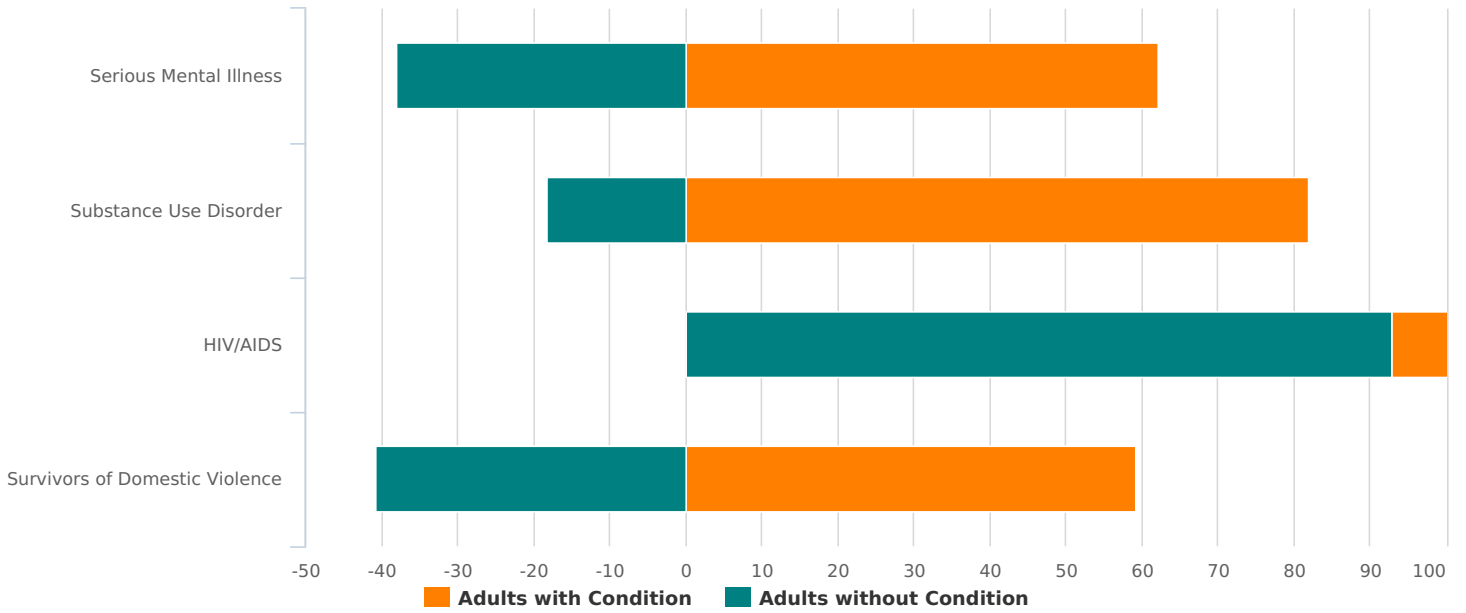
|   |   |
|---|---|
| Native Hawaiian or Pacific Islander                       | 0 |
| Native Hawaiian or Pacific Islander & Hispanic/Latina/e/o | 0 |
| White   | 0 |
| White & Hispanic/Latina/e/o                               | 0 |
| Multi-Racial & Hispanic/Latina/e/o                        | 0 |
| Multiple Races (not Hispanic/Latina/e/o)                  | 0 |

**Chronically Homeless**

|                            |   |
|----------------------------|---|
| Total number of households | 0 |
| Total number of persons    | 0 |

## Additional Homeless Populations (Adults Only)

|   |    |
|---|----|
| Adults with a Serious Mental Illness            | 36 |
| Adults with a Substance Use Disorder            | 18 |
| Adults with HIV/AIDS                            | 1  |
| Adult Survivors of Domestic Violence (optional) | 45 |



## Observation Surveys

**Number of surveys:** **8**

### Age Range

|                   |          |
|-------------------|----------|
| Under 5 years old | 1        |
| 5-12 years old    | 1        |
| 13-17 years old   | 0        |
| 18-24 years old   | 2        |
| 25-34 years old   | 1        |
| 35-44 years old   | 0        |
| 45-54 years old   | 3        |
| 55-64 years old   | 0        |
| 65+ years old     | 0        |
| <b>Total</b>      | <b>8</b> |

### What made you believe the person was experiencing homelessness?

|   |          |
|---|----------|
| Activity (Panhandling. Sleeping outside. Sleeping in vehicle. Etc.)                         | 0        |
| Appearance (Carrying personal belongings/ clothing that wouldn't protect from the elements) | 2        |
| Prior interactions/known to be unhoused   | 0        |
| They are accessing services for those experiencing homelessness                             | 6        |
| They informed me they are unhoused  | 0        |
| <b>Total</b>  | <b>8</b> |
| <i>*multiple answers can be selected*</i>   |          |

### Where did you encounter this individual?

|  |          |
|--|----------|
| Abandoned building/structure                       | 0        |
| Bus, train station, airport                        | 0        |
| Emergency Shelter                                  | 0        |
| Outdoor encampment                                 | 0        |
| Park   | 0        |
| Service Provider (soup kitchen, day shelter, etc.) | 2        |
| Street or sidewalk                                 | 0        |
| Transitional Housing                               | 6        |
| Under bridge/overpass                              | 0        |
| Vehicle  | 0        |
| <b>Total</b>                                       | <b>8</b> |