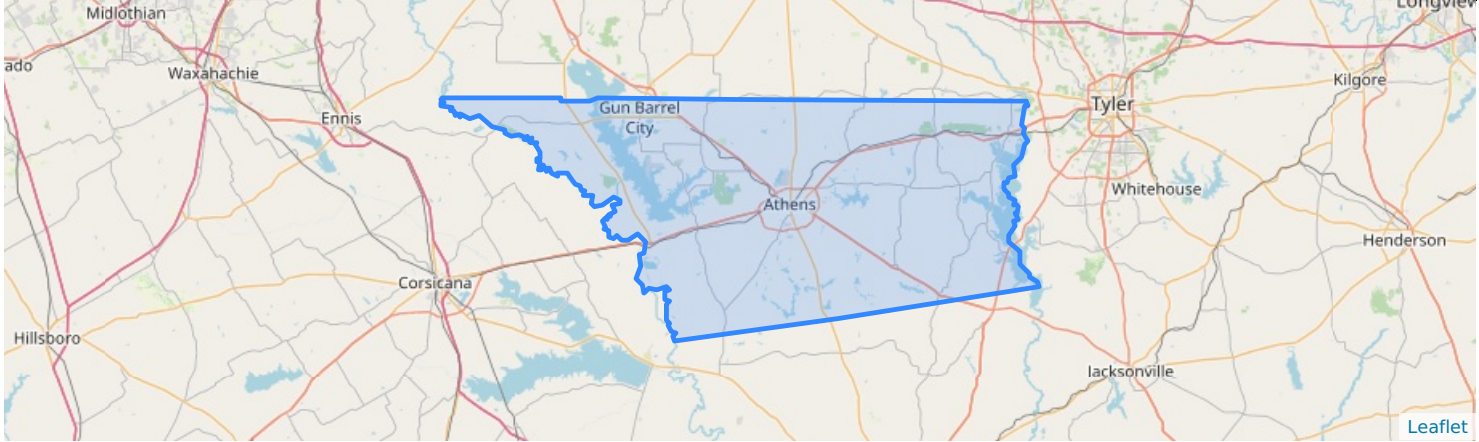
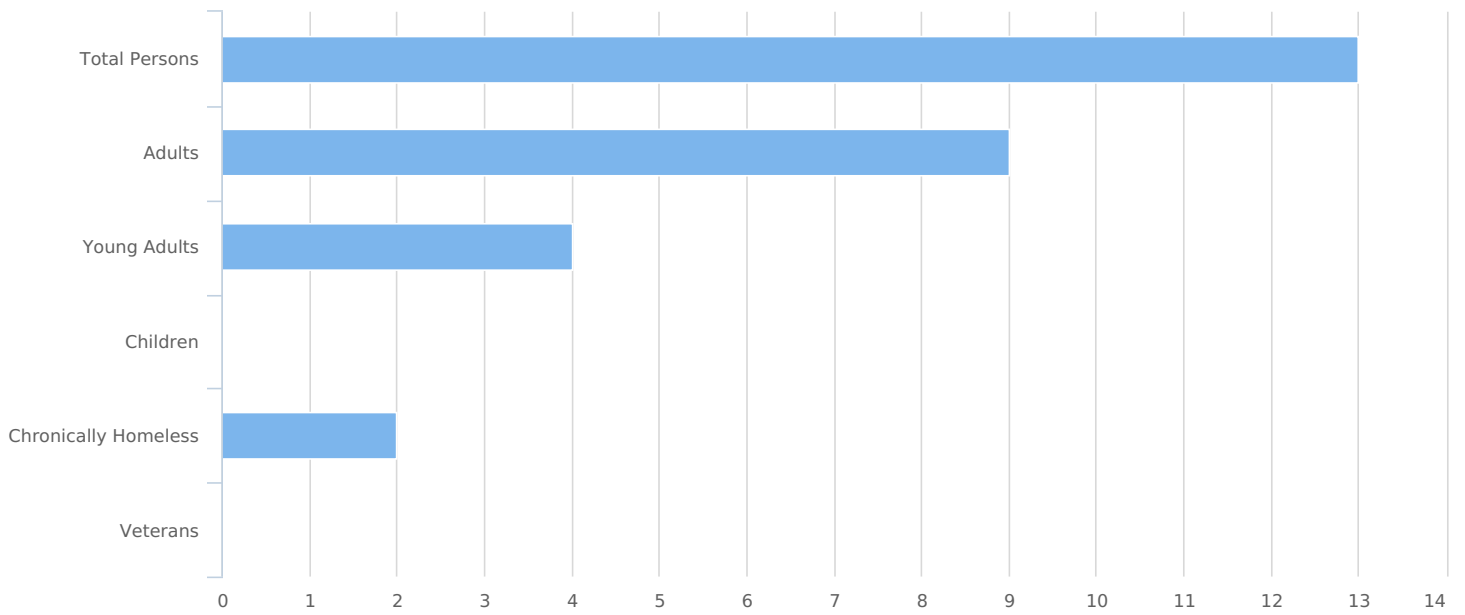


Count:	Texas Balance of State 2024 PIT Count	Geography:	Henderson County
Created by:	Paredes,Ava	Created on:	03/06/2024 4:40 PM

**Summary**

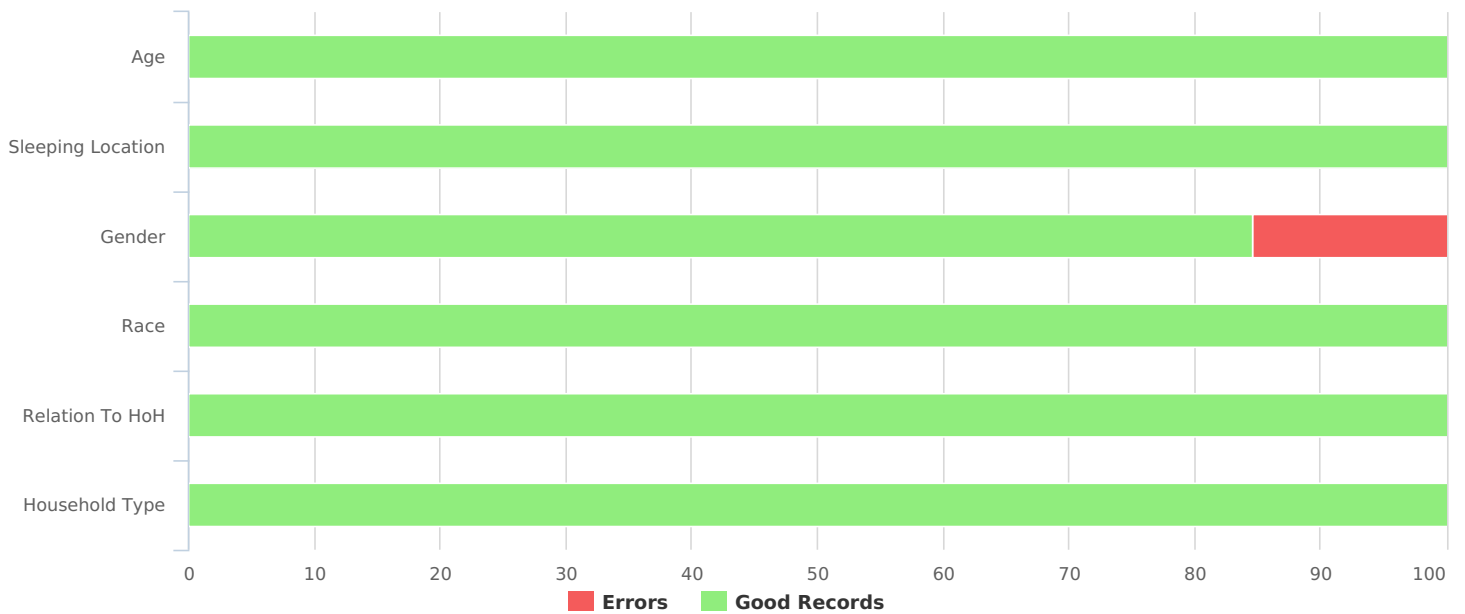


Total number of persons	13
Number of children (under age 18)	0
Number of youth (age 18 to 24)	4
Number of adults (age 25 to 34)	4
Number of adults (age 35 to 44)	3
Number of adults (age 45 to 54)	0
Number of adults (age 55 to 64)	0
Number of adults (age 65 or older)	2
Observed age 25 or older	0
Unknown Age	0
Chronically Homeless	2
Veterans	0



### Data Quality Checks

Persons Missing Age Information	0
Persons Missing Sleeping Location	0
Persons Missing Gender	2
Persons Missing Race	0
Persons Missing Relation to HoH	0
Persons with Unknown Household Type	0



## All Households

### Households with at Least One Adult and One Child

#### Household and Person Breakdown

Total number of households	0
Total number of persons	0
Number of children (under age 18)	0
Number of youth (age 18 to 24)	0
Number of adults (age 25 to 34)	0
Number of adults (age 35 to 44)	0
Number of adults (age 45 to 54)	0
Number of adults (age 55 to 64)	0
Number of adults (age 65 or older)	0
Observed age 25 or older	0

#### Gender

Woman (Girl if child)	0
Man (Boy if child)	0
Culturally Specific Identity	0
Transgender	0
Non-Binary	0
Questioning	0
Different Identity	0
More Than One Gender	0

#### Of those that selected More Than One Gender, how many people reported gender identities that:

Includes Woman (Girl if child)	0
Includes Man (Boy if child)	0
Includes Culturally Specific Identity	0
Includes Transgender	0
Includes Non-Binary	0
Includes Questioning	0
Includes Different Identity	0

#### Race

American Indian, Alaska Native, or Indigenous	0
American Indian, Alaska Native, or Indigenous & Hispanic/Latina/e/o	0
Asian or Asian American	0
Asian or Asian American & Hispanic/Latina/e/o	0
Black, African American, or African	0
Black, African American, or African & Hispanic/Latina/e/o	0

Hispanic/Latina/e/o	0
Middle Eastern or North African	0
Middle Eastern or North African & Hispanic/Latina/e/o	0
Native Hawaiian or Pacific Islander	0
Native Hawaiian or Pacific Islander & Hispanic/Latina/e/o	0
White	0
White & Hispanic/Latina/e/o	0
Multi-Racial & Hispanic/Latina/e/o	0
Multiple Races (not Hispanic/Latina/e/o)	0

### Chronically Homeless

Total number of households	0
Total number of persons	0

# Households without Children

## Household and Person Breakdown

Total number of households	8
Total number of persons	13
Number of youth (age 18 to 24)	4
Number of adults (age 25 to 34)	4
Number of adults (age 35 to 44)	3
Number of adults (age 45 to 54)	0
Number of adults (age 55 to 64)	0
Number of adults (age 65 or older)	2
Observed age 25 or older	0

## Gender

Woman (Girl if child)	5
Man (Boy if child)	6
Culturally Specific Identity	0
Transgender	0
Non-Binary	0
Questioning	0
Different Identity	0
More Than One Gender	0

### Of those that selected More Than One Gender, how many people reported gender identities that:

Includes Woman (Girl if child)	0
Includes Man (Boy if child)	0
Includes Culturally Specific Identity	0
Includes Transgender	0
Includes Non-Binary	0
Includes Questioning	0
Includes Different Identity	0

## Race

American Indian, Alaska Native, or Indigenous	1
American Indian, Alaska Native, or Indigenous & Hispanic/Latina/e/o	0
Asian or Asian American	0
Asian or Asian American & Hispanic/Latina/e/o	0
Black, African American, or African	3
Black, African American, or African & Hispanic/Latina/e/o	0
Hispanic/Latina/e/o	1
Middle Eastern or North African	0
Middle Eastern or North African & Hispanic/Latina/e/o	0

Native Hawaiian or Pacific Islander	0
Native Hawaiian or Pacific Islander & Hispanic/Latina/e/o	0
White	8
White & Hispanic/Latina/e/o	0
Multi-Racial & Hispanic/Latina/e/o	0
Multiple Races (not Hispanic/Latina/e/o)	0

**Chronically Homeless**

Total number of persons	2
-------------------------	---

# Households with Only Children

## Household and Person Breakdown

Total number of households	0
Total number of children (persons under age 18)	0

## Gender

Woman (Girl if child)	0
Man (Boy if child)	0
Culturally Specific Identity	0
Transgender	0
Non-Binary	0
Questioning	0
Different Identity	0
More Than One Gender	0

### Of those that selected More Than One Gender, how many people reported gender identities that:

Includes Woman (Girl if child)	0
Includes Man (Boy if child)	0
Includes Culturally Specific Identity	0
Includes Transgender	0
Includes Non-Binary	0
Includes Questioning	0
Includes Different Identity	0

## Race

American Indian, Alaska Native, or Indigenous	0
American Indian, Alaska Native, or Indigenous & Hispanic/Latina/e/o	0
Asian or Asian American	0
Asian or Asian American & Hispanic/Latina/e/o	0
Black, African American, or African	0
Black, African American, or African & Hispanic/Latina/e/o	0
Hispanic/Latina/e/o	0
Middle Eastern or North African	0
Middle Eastern or North African & Hispanic/Latina/e/o	0
Native Hawaiian or Pacific Islander	0
Native Hawaiian or Pacific Islander & Hispanic/Latina/e/o	0
White	0
White & Hispanic/Latina/e/o	0
Multi-Racial & Hispanic/Latina/e/o	0
Multiple Races (not Hispanic/Latina/e/o)	0

## Chronically Homeless





## Demographic Totals

### What age range do you fall into?

Under 5 years old	0
5-12 years old	0
13-17 years old	0
18-24 years old	4
25-34 years old	4
35-44 years old	3
45-54 years old	0
55-64 years old	0
65+ years old	2
<b>Total</b>	<b>13</b>

## Personal Information

### Do you identify as lesbian, gay, bisexual, transgender, and/or queer (LGBTQ+)?

Yes	0
No	12
Don't Know	0
Refused	0
<b>Total</b>	<b>12</b>

### Have you been told or do you believe you have a chronic/ ongoing health condition that affects your ability to support yourself/family or live independently?

Yes	2
No	0
Client doesn't know	0
Client prefers not to answer	0
Data Not Collected	0
<b>Total</b>	<b>2</b>

### Have you been told or do you believe you have a physical disability that affects your ability to support yourself/family or live independently?

Yes	1
No	1
Client doesn't know	0
Client prefers not to answer	0
Data Not Collected	0
<b>Total</b>	<b>2</b>

### Have you been told or do you believe you have a developmental disability?

Yes	1
No	1
Client doesn't know	0
Client prefers not to answer	0
Data Not Collected	0
Total	2

## Experience with Homelessness

### Where are you sleeping tonight?

Abandoned building/structure	1
Bus, train station, airport	0
Outdoor encampment	8
Park	0
Street or Sidewalk	4
Under bridge/overpass	0
Vehicle	0
Total	13

### Is this the first time you've been homeless?

Yes	6
No	2
Client doesn't know	2
Client prefers not to answer	1
Total	11

### How old were you when you first became homeless?

17 or younger	0
18-24 years old	0
25-34 years old	1
35-44 years old	0
45-54 years old	1
55-61 years old	0
62+ years old	0
Person Doesn't Know	0
Person refused	0
Total	2

**How many months did you stay in shelter or on the streets over the past 3 years?**

0 to 3 months	5
4 to 6 months	0
7 to 11 months	0
Between 1 and 2 years	0
Between 2 and 3 years	0
3 years or more	0
Total	5

**How many separate times have you stayed in sheltered or on the streets in the past 3 years?**

Fewer than 4	3
4 or more times	1
Don't Know	1
Refused	0
Total	5

**How many months have you been homeless this time?**

0 to 3 months	9
4 to 6 months	0
7 to 11 months	0
Between 1 and 2 years	1
Between 2 and 3 years	1
3 years or more	0
Total	11

## Veteran Households

### Veteran Households with at Least One Adult and One Child

#### Household and Person Breakdown

Total number of households	0
Total number of persons	0
Total number of Veterans	0

#### Gender

Woman (Girl if child)	0
Man (Boy if child)	0
Culturally Specific Identity	0
Transgender	0
Non-Binary	0
Questioning	0
Different Identity	0
More Than One Gender	0

#### Of those that selected More Than One Gender, how many people reported gender identities that:

Includes Woman (Girl if child)	0
Includes Man (Boy if child)	0
Includes Culturally Specific Identity	0
Includes Transgender	0
Includes Non-Binary	0
Includes Questioning	0
Includes Different Identity	0

#### Race

American Indian, Alaska Native, or Indigenous	0
American Indian, Alaska Native, or Indigenous & Hispanic/Latina/e/o	0
Asian or Asian American	0
Asian or Asian American & Hispanic/Latina/e/o	0
Black, African American, or African	0
Black, African American, or African & Hispanic/Latina/e/o	0
Hispanic/Latina/e/o	0
Middle Eastern or North African	0
Middle Eastern or North African & Hispanic/Latina/e/o	0
Native Hawaiian or Pacific Islander	0
Native Hawaiian or Pacific Islander & Hispanic/Latina/e/o	0
White	0
White & Hispanic/Latina/e/o	0

Multi-Racial & Hispanic/Latina/e/o	0
Multiple Races (not Hispanic/Latina/e/o)	0

### Chronically Homeless

Total number of households	0
Total number of persons	0

# Veteran Households without Children

## Household and Person Breakdown

Total number of households	0
Total number of persons	0
Total Number of Veterans	0

## Gender

Woman (Girl if child)	0
Man (Boy if child)	0
Culturally Specific Identity	0
Transgender	0
Non-Binary	0
Questioning	0
Different Identity	0
More Than One Gender	0

### Of those that selected More Than One Gender, how many people reported gender identities that:

Includes Woman (Girl if child)	0
Includes Man (Boy if child)	0
Includes Culturally Specific Identity	0
Includes Transgender	0
Includes Non-Binary	0
Includes Questioning	0
Includes Different Identity	0

## Race

American Indian, Alaska Native, or Indigenous	0
American Indian, Alaska Native, or Indigenous & Hispanic/Latina/e/o	0
Asian or Asian American	0
Asian or Asian American & Hispanic/Latina/e/o	0
Black, African American, or African	0
Black, African American, or African & Hispanic/Latina/e/o	0
Hispanic/Latina/e/o	0
Middle Eastern or North African	0
Middle Eastern or North African & Hispanic/Latina/e/o	0
Native Hawaiian or Pacific Islander	0
Native Hawaiian or Pacific Islander & Hispanic/Latina/e/o	0
White	0
White & Hispanic/Latina/e/o	0
Multi-Racial & Hispanic/Latina/e/o	0
Multiple Races (not Hispanic/Latina/e/o)	0

## Chronically Homeless

Total number of households	0
Total number of persons	0

## Youth Households

### Unaccompanied Youth Households

#### Household and Person Breakdown

Total number of unaccompanied youth households	1
Total number of unaccompanied youth	1
Number of unaccompanied youth (under age 18)	0
Number of unaccompanied youth (age 18 to 24)	1

#### Gender

Woman (Girl if child)	0
Man (Boy if child)	1
Culturally Specific Identity	0
Transgender	0
Non-Binary	0
Questioning	0
Different Identity	0
More Than One Gender	0

#### Of those that selected More Than One Gender, how many people reported gender identities that:

Includes Woman (Girl if child)	0
Includes Man (Boy if child)	0
Includes Culturally Specific Identity	0
Includes Transgender	0
Includes Non-Binary	0
Includes Questioning	0
Includes Different Identity	0

#### Race

American Indian, Alaska Native, or Indigenous	0
American Indian, Alaska Native, or Indigenous & Hispanic/Latina/e/o	0
Asian or Asian American	0
Asian or Asian American & Hispanic/Latina/e/o	0
Black, African American, or African	1
Black, African American, or African & Hispanic/Latina/e/o	0
Hispanic/Latina/e/o	0
Middle Eastern or North African	0
Middle Eastern or North African & Hispanic/Latina/e/o	0
Native Hawaiian or Pacific Islander	0
Native Hawaiian or Pacific Islander & Hispanic/Latina/e/o	0
White	0



White & Hispanic/Latina/e/o	0
Multi-Racial & Hispanic/Latina/e/o	0
Multiple Races (not Hispanic/Latina/e/o)	0
<b>Chronically Homeless</b>	
Total number of persons	0

# Parenting Youth

## Household and Person Breakdown

Total number of parenting youth households	0
Total number of persons in parenting youth households	0
Total Parenting Youth (youth parents only)	0
Total Children in Parenting Youth Households	0
Number of parenting youth under age 18	0
Children in households with parenting youth under age 18	0
Number of parenting youth age 18 to 24	0
Children in households with parenting youth age 18 to 24	0

## Gender

Woman (Girl if child)	0
Man (Boy if child)	0
Culturally Specific Identity	0
Transgender	0
Non-Binary	0
Questioning	0
Different Identity	0
More Than One Gender	0

### Of those that selected More Than One Gender, how many people reported gender identities that:

Includes Woman (Girl if child)	0
Includes Man (Boy if child)	0
Includes Culturally Specific Identity	0
Includes Transgender	0
Includes Non-Binary	0
Includes Questioning	0
Includes Different Identity	0

## Race

American Indian, Alaska Native, or Indigenous	0
American Indian, Alaska Native, or Indigenous & Hispanic/Latina/e/o	0
Asian or Asian American	0
Asian or Asian American & Hispanic/Latina/e/o	0
Black, African American, or African	0
Black, African American, or African & Hispanic/Latina/e/o	0
Hispanic/Latina/e/o	0
Middle Eastern or North African	0
Middle Eastern or North African & Hispanic/Latina/e/o	0

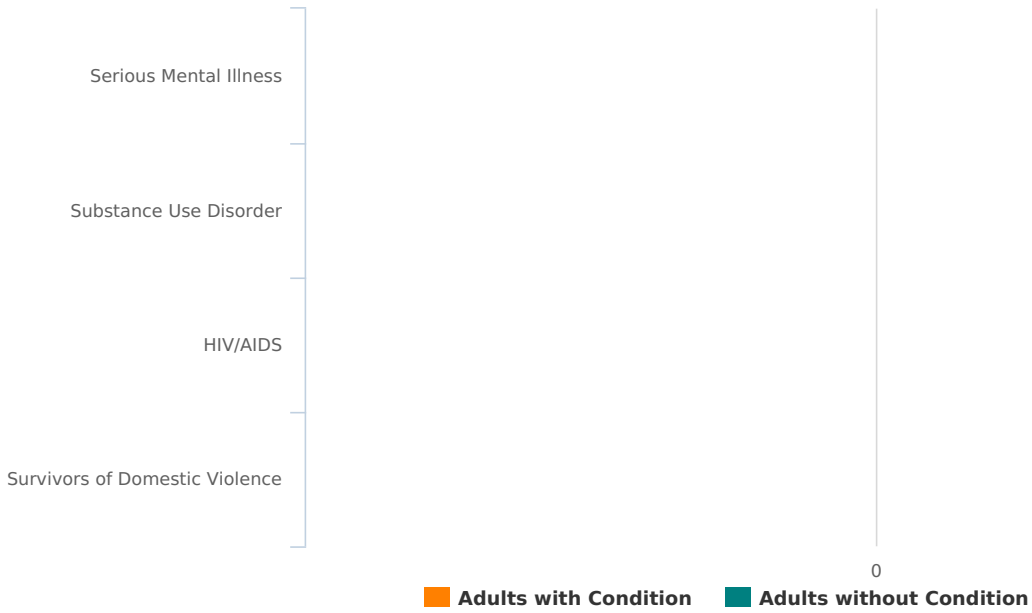
Native Hawaiian or Pacific Islander	0
Native Hawaiian or Pacific Islander & Hispanic/Latina/e/o	0
White	0
White & Hispanic/Latina/e/o	0
Multi-Racial & Hispanic/Latina/e/o	0
Multiple Races (not Hispanic/Latina/e/o)	0

**Chronically Homeless**

Total number of households	0
Total number of persons	0

## Additional Homeless Populations (Adults Only)

Adults with a Serious Mental Illness	1
Adults with a Substance Use Disorder	0
Adults with HIV/AIDS	0
Adult Survivors of Domestic Violence (optional)	2



## Observation Surveys

**Number of surveys:** **0**

### Age Range

Under 5 years old	0
5-12 years old	0
13-17 years old	0
18-24 years old	0
25-34 years old	0
35-44 years old	0
45-54 years old	0
55-64 years old	0
65+ years old	0
Total	0

### What made you believe the person was experiencing homelessness?

Activity (Panhandling. Sleeping outside. Sleeping in vehicle. Etc.)	0
Appearance (Carrying personal belongings/ clothing that wouldn't protect from the elements)	0
Prior interactions/known to be unhoused	0
They are accessing services for those experiencing homelessness	0
They informed me they are unhoused	0
Total	0
<i>*multiple answers can be selected*</i>	0

### Where did you encounter this individual?

Abandoned building/structure	0
Bus, train station, airport	0
Emergency Shelter	0
Outdoor encampment	0
Park	0
Service Provider (soup kitchen, day shelter, etc.)	0
Street or sidewalk	0
Transitional Housing	0
Under bridge/overpass	0
Vehicle	0
Total	0